

North American Irish Dance Championships 2026



Results for Competition 11B : Girls Under 12 - B

Adjudicators

Round 1

Colleen Coyle Kelly
Sean Kennedy

Alison Hampshire
Heather McClanahan

Rosetta McConomy Bradley

Round 2

Isabella Fogarty
Rose Kenny

Michael Kenny
Alicia Mosti De Zevada

Christina Ryan Kilcoyne

Round 3

Brenda Boylan
Helan Greene





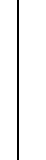




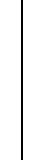




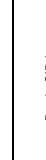



Marie Connell
Sarah Irwin Groenewoud

Breda O'Brien

North American Irish Dance Championships 2026

Final Result for Competition 11B - Girls Under 12 - B

WMH = World Medal Holder : OS = Overseas : WQ = World Qualifier : R = Recaller : Score = Judges marks : IP = Irish Points (Grid Score) : FTC = Failed To Complete

																																									
169	(1)	1	Bridget Zive Harney-Crawford Academy of Irish Dance : New England Region, USA	WMH	92/100	94/100	95.5/53	89/100	89/56	256	95.5/100	88/65	89.5/75	91.25/100	88/100	275	531	91/100	95/100	97/100	94/100	90/100	300	831																	
140	(2)	2	Meredith Fournier Harney-Crawford Academy of Irish Dance : New England Region, USA	WQ	88/65	91/53	95/50	81.6/45	90/65	168	95/65	89/75	85/35.5	91/75	86/70	210	378	89/60	92.75/56	93.5/65	84.5/35	86/50	166	544																	
125	(4)	3	Kate Robyn Leahy * Cabe Academy : Cuige Laighean, Eire	OS	83.25/29	91.2/56	97/100	86.4/65	88.5/53	174	92.25/47.33	82/42	87.5/50	90/56	83/47	144.33	318.33	90/75	92.25/50	91/53	92/65	89/62.5	180.5	498.83																	
146	(3)	4	Keeleigh Cecchetti Clann Rioga : Ireland & USA	WQ	89/75	91.5/60	96/65	86/60	87/43	185	95.25/75	90/100	85.25/37.5	83/38	83.2/50	163	348	84.5/33	92.5/53	85/34	87/43	87/53	130	478																	
135	(6)	5	Brigid Murphy Hull Celtic Steps : Western Region, USA	WQ	85.5/37	92/75	96.5/75	80.2/38	91.25/100	188	88.75/29.5	79/32	87.75/53	81.5/34	82.3/38	104	292	88.75/56	93.25/65	92/60	86/39	88.5/56	172	464																	
155	(5)	6	Leah Farrell McAteer-Paulson : Mid Atlantic Region, USA	WQ	84.5/33	89.7/45	95.75/58	87/75	84.75/32	136	92.75/53	87.5/60	88.5/60	89.25/50	80.5/26.5	163	299	88/48.5	89.75/36	95/75	88.5/50	89/62.5	161	460																	
136	(11)	7	Sephora Donelan * The Academy : Mid America & Western Australia	OS	85/35	80/0.99	93/32	75.4/11	86.25/38	78	93/58	86/53	86.5/45	77.25/16	83.5/53	151	229	89.5/65	93/60	90.5/50	86.5/41	79.75/30	151	380																	
114	(8)	8	Caeli McCardell Clann Rioga : Ireland & USA	WQ	86.3/45	88.2/41	93.5/35.5	78/24.5	87.5/47	121.5	90.5/36	87/56	86/43	75.25/8	81.9/35	114	235.5	84/32	92/47	86/39	88/47	89.5/75	133	368.5																	
167	(15)	9	Arianna Dragovic Smith Heritage Irish Dance Company : Mid Atlantic Region, USA	WQ	83.5/30	87/34	95.75/58	77/19	73.5/0.99	83	91/39	82/42	89/65	79.75/26	80.5/26.5	107.5	190.5	85.75/37	90.25/38	91.5/56	89.5/56	83/43	137	327.5																	
134	(21)	10	Kallie McHugh Goulding : New England Region, USA	WQ	83/28	77.7/0.98	79.5/0.96	83/50	85.75/35	63.98	87.75/23.5	78/28	85.25/37.5	89.5/53	78.9/1.5	89	152.98	88.25/53	93.5/75	89.5/45	93/75	83.25/45	173	325.98																	
177	(10)	11	Katie Trubisz Clann Rioga : Ireland & USA	WQ	87.5/60	90.5/50	93.25/33.5	84/53	85.25/34	137	87/17	78.5/30	84/30	89/47	81.7/33	93	230	83.5/31	83.5/18	87/43	82.7/31	80/31.5	93.5	323.5																	
151	(9)	12	Cornelia Young The Carson Academy : Southern Region, USA	WQ	87.25/56	88.5/43	89.5/19.5	85/56	76/1	118.5	90.75/37.5	79.5/34	85.75/41	87/41	79.8/15.5	112.5	231	77.5/19	88.75/32	83.75/28	87.5/45	79.5/29	89	320																	
162	(7)	13	Mattie Ann Fritzingler Triggler Academy : Southern Region, USA	WQ	82/25	86.5/32	89.25/18	79.6/34	80.5/15	75	88/26	84/50	91/100	88/43	86/70	163	238	75.5/16	85.5/23	82.75/24	83.5/33	82.5/41	80	318																	
195	(12)	14	Liliana Mc Morrow Harney-Crawford Academy of Irish Dance : New England Region, USA	WQ	86.25/43	88/38	93.75/37.5	79.2/32	84/29	107.5	88.25/28	81/38.5	88/56	73.25/1	82.4/39	105.5	213	83/29.5	91/43	84/29.5	85/37	68/11	96	309																	
175	(14)	15	Anna Nichols Teelin School : Southern Region, USA	WQ	86.75/50	90/47	92/30	80.4/39	84.5/31	117	93/58	76/19	84.5/32.5	78/19	81.2/31	82.5	199.5	86.25/39	89.25/34	90/47	82.5/30	80.75/36	109	308.5																	
198	(17)	16	Audrey Warner Celtic Steps : Western Region, USA	R	84.25/32	86.7/33	94.5/44	78.4/27	90.5/75	109	83/5.5	83/46	83.5/28	74.25/3	84.6/60	79.5	188.5	88/48.5	90.75/41	85.25/35	83/32	72/17	108	296.5																	
204	(13)	17	Eldie Calef Corda Mor : Mid America Region, USA	R	85.75/39	86/30	93.75/37.5	75.2/10	83.75/28	95.5	92.25/47.33	81/38.5	84.25/31	75/6	84/56	116.83	212.33	75/15	89/33	81.25/17	81/27	84/47	77	289.33																	
200	(19)	18	Emma Sophie Brozek Heritage Irish Dance Company : Mid Atlantic Region, USA	R	84.75/34	86.2/31	94.25/41	79/30.5	83.5/27	95.5	92/42	73.5/9.5	85/35.5	80.5/29	79.4/10	74.5	170	85/35	90/37	86.5/41	90/60	76/20	113	283																	
113	(16)	19	Madeline Labbe Harney-Crawford Academy of Irish Dance : New England Region, USA	R	85.6/38	91.7/65	94/39	82/47	86.75/41	127	87.5/21	83/46	78.25/6	82/35	79/4.5	62	189	81.5/25	88.5/31	84.75/33	80.5/26	81/37	90	279																	
122	(18)	20	Trasa King * Hallowan : New South Wales, Australia	R	79/19	87.7/37	91.5/28	74.8/8	83.25/26	73	92/42	80/36	83.75/29	81/31	81.7/33	100	173	87/45	81.5/13	84.25/31	84/34	77/22	87	260																	
207	(20)	21	Nora Kinsella-Alba Kinsella : Mid America Region, USA	R	82.25/26	84.25/23	89.75/21.5	77.2/20	86.5/39	70.5	89.25/34.5	76/19	82.5/24	80.75/30	82/36	88.5	159	80/22	87/28	83/25	77/15	79/27	74	233																	
157	(27)	22	Annelie McFarland Gott-Hughton Academy : Western Region, Canada	R	78/15	83/15	88.75/15	74.4/6	89.75/60	45	87.5/21	76.5/22	81.75/21	72/0.99	80.8/28.5	64	109	86.5/41	90.5/39	82.25/21	85.5/38	80.25/33	110	219																	
126	(23)	23	Hailey Kothke Knock O'Hogan Irish Dance : Western Region, Canada	R	78.25/16	84.7/25	81.5/0.97	63.6/0.96	87.25/45	41.97	89/32	76.5/22	84.75/34	76.5/13	80.8/28.5	82.5	124.47	83/29.5	78/10	84.5/32	80.2/25	80/31.5	86	210.47																	
152	(28)	24	Sioane Skowera Harney-Crawford Academy of Irish Dance : New England Region, USA	R	86.5/47	78.7/0.99	88.25/11.5	74/4	69/0.97	16.49	88/26	74/12.5	84.5/32.5	81.25/32.5	82.8/44	91	107.49	85.5/36	87.5/29	85.3/36	82/29	82/39	101	208.49																	
127	(22)	25	Mary Bailey Harney-Crawford Academy of Irish Dance : New England Region, USA	R	71.25/0.97	88.1/39	87/4.5	78/24.5	74.5/0.99	29.99	92.25/47.33	77/25	75.75/0.99	90.5/60	81.7/33	105.33	135.32	76/17	79.5/11	83.5/27	79/19	78.5/25	61	196.32																	

North American Irish Dance Championships 2026

Final Result for Competition 11B - Girls Under 12 - B

WMH = World Medal Holder : OS = Overseas : WQ = World Qualifier : R = Recaller : Score = Judges marks : IP = Irish Points (Grid Score) : FTC = Failed To Complete

Card		Position @ recall		Final Place		Name/School		Status		ROUND 1 : Score/IP					ROUND 2 : Score/IP					2nd Round total (IP)		Total IP for Rounds 1 & 2		ROUND 3 : Score/IP					3rd Round Total (IP) *		TOTAL IP *
										Colleen Coyle Kelly					Alison Hampshire	Sean Kennedy	Heather McCleanahan	Rosetta McConomy Bradley	1st Round Total (IP)					Isabella Fogarty	Michael Kenny	Rose Kenny	Alicia Mosti De Zevada	Christina Ryan Kilcoyne			
186	(35)	26	Lucy Benson Ryan Academy : Mid America Region, USA	R	73/0.99	87.5/36	88.5/13.5	77.4/21	81.25/17	51.5	85.5/11	71/1	81.25/19	88.5/45	72/0.96	31	82.5	84.75/34	89.5/35	85.75/38	89/53	80.5/34.5	107.5	190							
145	(24)	27	Rose Doney Kinsella : Mid America Region, USA	R	77/12	80.7/1	86.25/1	80.6/41	85/33	46	89.25/34.5	77/25	83.25/27	78.75/22	79.2/8	74	120	77/18	86.5/26	82.5/22.5	79.5/21	78/23	66.5	186.5							
171	(32)	28	Róise Devine * Doherty Petri : Ireland, USA & Scotland	R	74.75/1	78.5/0.99	94.75/47	76.4/16	86/36.5	53.5	83/5.5	79/32	87/47	72/0.99	78/0.99	38.49	91.99	86.75/43	91.75/45	81.75/19	75.7/12	79.25/28	90	181.99							
192	(26)	29	Kenzie Gough Goggin-Stewart Canada : Eastern Region, Canada	R	81.5/24	87.2/35	94.5/44	77.8/23	83/25	84	85/8.5	68/0.99	80.75/17	72.75/0.99	82.8/44	26.49	110.49	82/26	86/25	82/20	80/23.5	65/9	68.5	178.99							
180	(29)	30	Malea Sheehy Mullane Godley : Mid America Region, USA	R	82.5/27	82.5/12	91.25/27	79.8/35	88/50	89	89/32	75/16	71.5/0.97	70.75/0.98	77.4/0.97	17.95	106.95	79/20	85.75/24	76/6	79.2/20	76.5/21	61	167.95							
183	(30)	31	Anna O'Brien Harney-Crawford Academy of Irish Dance : New England Region, USA	R	84/31	84/20.5	91.75/29	78.2/26	81/16	75.5	79.5/0.98	75/16	80/13.5	77.75/18	78.2/0.99	30.49	105.99	82.75/28	82.75/16	81/16	78/17	75/19	52	157.99							
121	(25)	32	Gabby Hansen Cleary : Western Region, USA	R	75.75/5.5	85.5/28	93.25/33.5	80/36.5	82.25/21	82.5	85.25/10	73/6.5	85.5/39	76/11	79.5/12.5	33.5	116	73/9	84.5/20	78/8	81.5/28	69/12	41	157							
154	(39)	33	Ella Melendy Murray Academy : New England Region, USA	R	86/41	77.5/0.98	88.5/13.5	66.4/0.98	69.5/0.97	15.46	89/32	68/0.99	71.5/0.97	82.25/36	80/20	52.99	68.45	86/38	86.75/27	83.25/26	80/23.5	80.5/34.5	87.5	155.95							
184	(38)	34	Eleanor Theobald Onórach Mulhern Geraghty : USA & Ireland	R	74.25/1	84.2/22	85.25/0.99	63.8/0.96	81.5/18	19.99	82/2.5	79/32	81/18	80.25/28	78.3/0.99	48.5	68.49	80.5/23	85.25/22	82.5/22.5	84.7/36	81.25/38	81.5	149.99							
194	(31)	35	Allie Mia Mallon * Doherty Petri : Ireland, USA & Scotland	R	85.25/36	83.25/17	93.5/35.5	71.2/1	84.25/30	82.5	80.5/0.99	80/36	75.5/0.99	73.5/1	80/20	21.99	104.49	81/24	85/21	79.5/9	75/9.5	60/6	39.5	143.99							
147	(43)	36	Maeve Bennett Clann Lir Academy : New England Region, USA	R	75/1	85.7/29	80.75/0.97	79.4/33	71.75/0.98	30.98	78.25/0.98	61/0.96	80.25/15	81.25/32.5	78/0.99	16.97	47.95	82.5/27	87.75/30	85.5/37	79.7/22	78.25/24	81	128.95							
128	(36)	37	Ava Vulltaggio Erickson Academy : Mid America Region, USA	R	68/0.96	85/26	87.5/7	69/0.99	72/0.98	8.97	87.75/23.5	78/28	79.25/10	77/15	82.2/37	66.5	75.47	74/12	84/19	80.25/12.5	76.5/14	78.75/26	45.5	120.97							
149	(33)	38	Megan Linn Mullane Godley : Mid America Region, USA	R	76/7	75.7/0.97	90/23.5	67/0.98	86/36.5	31.48	81.75/1	76.5/22	82.25/23	79.25/24	79.6/14	59	90.48	73.5/11	82/14	75/5	73.5/6	63/8	25	115.48							
150	(34)	39	Aoibhlinn Wigmore Mayer : Mid America Region, USA	R	87/53	81.2/2	88/10	78.6/28	76.25/1	40	81/0.99	72.5/3	82.75/25	82.5/37	79.9/17	45	85	72.75/8	76.75/9	79.75/10	74.5/8	70.5/15	27	112							
181	(40)	40	Aoibhe McAvinchey Murphy Irish Arts Center : Mid America Region, USA	R	80/21	80.8/1	87.75/8.5	76.6/17	80/13.5	39	79/0.98	62/0.97	83/26	78.25/20	78/0.99	21.97	60.97	74.75/14	81/12	84/29.5	78.5/18	73/18	50	110.97							
116	(37)	41	Neave Hunt McDade-Cara : Mid Atlantic Region, USA	R	76.25/8.5	85.2/27	91/26	74.6/7	81.75/19	53.5	87.25/19	66.5/0.98	81.5/20	70/0.98	78.8/1	20.98	74.48	72/6	75/7	81.5/18	76/13	70/14	34	108.48							
129	(41)	42(T)	McKayla Winn Murphy Academy : New England Region, USA	R	74/0.99	83.2/16	89/16.5	73/1	77/1	18	87.5/21	66.5/0.98	77.75/4	76.75/14	80/20	38	56	73.25/10	76/8	80.5/14	77.5/16	69.5/13	37	93							
191	(44)	42(T)	Ellie Bolger * Matthews : Midlands Region, England/Wales	R	75.75/5.5	79.8/0.99	85.75/1	73.2/1	78.75/8	7.5	87/17	78/28	78.5/7	72.25/0.99	79.8/15.5	39.5	47	79.5/21	82.25/15	80.75/15	75/9.5	71/16	46	93							
120	(42)	44	Catherine Wusterbarth Beglan Academy : Mid America Region, USA	R	76.25/8.5	75.2/0.97	92.5/31	74.2/5	82.5/22.5	36	90.75/37.5	61.5/0.96	70.75/0.97	75.75/10	78.7/1	11.97	47.97	72.5/7	83/17	80/11	75.5/11	61/7	29	76.97							
148	(46)	45	Qianmu Liu McDade-Cara : Mid Atlantic Region, USA	R	70.5/0.97	76.5/0.97	81/0.97	65.4/0.97	71.5/0.98	2.91	86.25/12.5	72.5/3	77.25/2	79.5/25	81/30	40.5	43.41	74.5/13	74.75/6	80.25/12.5	74/7	66/10	29.5	72.91							
117	(45)	46	Erin Linn Mullane Godley : Mid America Region, USA	R	78.75/18	78.3/0.99	90.5/25	69.2/0.99	82.75/24	42.99	76.75/0.97	64.5/0.98	71.75/0.98	69/0.97	78.2/0.99	2.93	45.92	71/5	74/5	77/7	73/5	59/5	15	60.92							
158	(47)	47	Angelina Berberich D'Arcy School : Mid Atlantic Region, USA		70.75/0.97	82/9	84.5/0.99	80.8/43	78/5	14.99	86.75/15	72.5/3	80/13.5	69.5/0.97	79.4/10	26.5	41.49							41.49							
141	(48)	48	Vida McKeefrey Harper-Kirk Academy : Mid Atlantic Region, USA		73.5/0.99	77.2/0.98	79/0.96	80/36.5	65.5/0.97	2.94	86.5/14	71.5/1	77/1	90.75/65	80.1/23.5	38.5	41.44							41.44							
205	(49)	49	Evelyn Bowles Sullivan-Stewart : New England Region, USA		72.75/0.98	77.75/0.98	89/16.5	75.6/12	79.75/12	24.98	88.75/29.5	73/6.5	78.75/8	67.5/0.96	77/0.96	15.46	40.44							40.44							
188	(50)	50	Norah Pfisterer DeNogla Academy : Mid Atlantic Region, USA		79.5/20	80.3/1	85.5/1	78.8/29	70.75/0.97	22	82.75/4	77/25	79.5/11	71.75/0.99	78.4/0.99	15.99	37.99							37.99							

North American Irish Dance Championships 2026

Final Result for Competition 11B - Girls Under 12 - B

WMH = World Medal Holder : OS = Overseas : WQ = World Qualifier : R = Recaller : Score = Judges marks : IP = Irish Points (Grid Score) : FTC = Failed To Complete




Card	Position @ recall	Final Place	Name/School	Status	ROUND 1 : Score/IP					1st Round Total (IP)	ROUND 2 : Score/IP					2nd Round total (IP)	Total IP for Rounds 1 & 2	ROUND 3 : Score/IP					3rd Round Total (IP) *	TOTAL IP *
					Colleen Coyle Kelly	Alison Hampshire	Sean Kennedy	Heather McCannahan	Rosella McConomy Bradley		Isabella Fogarty	Michael Kenny	Rose Kenny	Alicia Mosti De Zevada	Christina Ryan Kilcoyne			Brenda Boylan	Marie Connell	Helan Greene	Sarah Irwin Groenewoud	Breda O'Brien		
179	(51)	51	Mary McNally McDade-Cara : Mid Atlantic Region, USA		81/23	84.5/24	83.5/0.99	69.6/0.99	72.75/0.98	24.98	80/0.99	73/6.5	78/5	80/27	77/0.96	12.49	37.47							37.47
190	(52)	52	Cassidy Gallo O'Sullivan : Mid Atlantic Region, USA		77.25/13	76.2/0.97	83/0.98	66.2/0.98	78.5/7	8.96	88/26	74/12.5	74.75/0.99	73/1	79.5/12.5	26	34.96							34.96
166	(53)	53	Roslyn Peters Drake : Southern Region, USA		75.25/2	82.2/11	83.25/0.98	64.2/0.96	77.25/2	4.98	72/0.96	80/36	79/9	69.5/0.97	80/20	29.97	34.95							34.95
118	(54)	54	Julianna Hillier Short : Eastern Region, Canada		75.5/3.5	81.3/4.5	89.5/19.5	73.8/3	82.5/22.5	27.5	77.75/0.97	66/0.98	71.25/0.97	75.5/9	78.9/1.5	3.45	30.95							30.95
173	(55)	55	Andie Grafing Corda Mor : Mid America Region, USA		77.5/14	76.7/0.98	86/1	68/0.98	78.25/6	7.98	82/2.5	74/12.5	76/1	85/39	79/4.5	19.5	27.48							27.48
133	(56)	56	Roisin Burke McInerney : New England Region, USA		72/0.98	81/1	89.75/21.5	67.4/0.98	82/20	21.98	81.75/1	73.5/9.5	75/0.99	74.1/2	78.8/1	4	25.98							25.98
139	(57)	57	Katlin Masters Saol Academy : Mid America Region, USA		73/0.99	74/0.96	82/0.98	79/30.5	74/0.99	2.96	80/0.99	63.5/0.97	69.75/0.96	78.5/21	80.1/23.5	22.96	25.92							25.92
203	(58)	58	Marianna Berberich D'Arcy School : Mid Atlantic Region, USA		74.5/1	84/20.5	82.25/0.98	77.6/22	63.5/0.96	22.48	81.75/1	72/1	73.25/0.98	74.75/5	77.6/0.98	2.98	25.46							25.46
197	(59)	59	Avery Wacksman Stillson : New England Region, USA		70/0.97	81.25/3	82.75/0.98	69.8/0.99	74.25/0.99	2.96	81.5/1	76/19	72.5/0.98	74/1	82.6/41	21	23.96							23.96
123	(60T)	60(T)	Emily Quigley Rince Go Brach Academy : Mid Atlantic Region, USA		74/0.99	77/0.98	82/0.98	67.2/0.98	75.25/0.99	2.95	81.25/0.99	74/12.5	70.75/0.97	76.25/12	79.1/7	19.99	22.94							22.94
202	(60T)	60(T)	Olivia Matheson Gott-Hughton Academy : Western Region, Canada		71.75/0.98	81.75/8	83.5/0.99	76.8/18	79.5/11	19.99	80.25/0.99	65.5/0.98	73.5/0.98	74.5/4	77.3/0.97	2.95	22.94							22.94
138	(62)	62	Ella Robinson Celtic Academy : Mid America Region, USA		65/0.96	76.2/0.97	86.5/2	76/14	65/0.96	3.93	81.75/1	65/0.98	70.25/0.97	77.5/17	80.2/25	18.98	22.91							22.91
144	(63)	63	Mila Bertok Cornell : Eastern Region, Canada		75.5/3.5	73.2/0.96	80.5/0.97	75/9	72.25/0.98	5.45	86.25/12.5	62.5/0.97	79.75/12	69.1/0.97	78.6/1	13.97	19.42							19.42
199	(64)	64	Adair McNiff McAleer-Paulson : Mid Atlantic Region, USA		71.75/0.98	82.75/14	88.25/11.5	66.6/0.98	73.75/0.99	13.47	79.75/0.98	61/0.96	72.75/0.98	68/0.97	77/0.96	2.91	16.38							16.38
189	(65)	65	Nora Black Brady Campbell : Mid America Region, USA		65/0.96	82.1/10	85/0.99	75.8/13	64.5/0.96	11.95	76.5/0.97	62/0.97	68.5/0.96	71.5/0.99	78/0.99	2.93	14.88							14.88
170	(66)	66	Nuala Walsh O'Donnell Academy : Mid Atlantic Region, USA		76.5/10	78/0.98	81.75/0.97	72.6/1	67.5/0.97	2.95	84/7	60/0.96	71/0.97	69.25/0.97	80/20	8.94	11.89							11.89
165	(67)	67	Natalie Tuhscher Celtic Steps : Western Region, USA		73.75/0.99	81.3/4.5	90/23.5	64.8/0.97	76.5/1	6.49	68/0.96	64.5/0.98	72/0.98	70.25/0.98	77/0.96	2.92	9.41							9.41
174	(68)	68	Olivia Crowne Murphy Academy : New England Region, USA		72.5/0.98	75.2/0.97	87.25/6	71.6/1	77.75/4	5.98	85/8.5	72/1	74.5/0.99	70.5/0.98	78/0.99	2.98	8.96							8.96
153	(69)	69	Molly Smith Kelly : Western Region, USA		71.5/0.98	81.5/6	79.75/0.97	64/0.96	68.5/0.97	2.92	77.75/0.97	71/1	77.5/3	71/0.98	79/4.5	4.98	7.9							7.9
132	(70)	70	Shelby Falcone Onórach Mulhern Geraghty : USA & Ireland		67/0.96	82.7/13	86.75/3	72/1	63/0.96	4.96	74/0.96	73/6.5	76.5/1	66.75/0.96	77/0.96	2.92	7.88							7.88
193	(71)	71	Nora Behrle McGing : Mid America Region, USA		73.5/0.99	78.25/0.99	82.5/0.98	76.2/15	74.75/0.99	2.97	81/0.99	69/0.99	75.25/0.99	72.5/0.99	77.2/0.97	2.97	5.94							5.94
130	(72T)	72(T)	Cara Edwards Teelin School : Southern Region, USA		70/0.97	78.2/0.98	87/4.5	70.2/0.99	64/0.96	2.94	78.25/0.98	72/1	74/0.99	73.1/1	79.4/10	2.99	5.93							5.93
143	(72T)	72(T)	Brie Goodson Rankin O'Kennedy Holland : Mid America Region, USA		74.5/1	79.7/0.99	84.75/0.99	66/0.97	71/0.98	2.96	87/17	65/0.98	76.75/1	68.1/0.97	78/0.99	2.97	5.93							5.93
159	(72T)	72(T)	Elizabeth Grace Aziz Kanaley : New England Region, USA		72.75/0.98	80.5/1	84/0.99	64.6/0.96	77.5/3	2.97	80/0.99	69/0.99	77/1	66.25/0.96	77.6/0.98	2.96	5.93							5.93
119	(75T)	75(T)	Evelyn Teetzen Hudson Irish Dance Academy : Mid America Region, USA		75/1	77.8/0.98	86/1	66.8/0.98	80/13.5	2.98	73/0.96	67/0.99	69/0.96	70.5/0.98	78/0.99	2.93	5.91							5.91

North American Irish Dance Championships 2026

Final Result for Competition 11B - Girls Under 12 - B

WMH = World Medal Holder : OS = Overseas : WQ = World Qualifier : R = Recaller : Score = Judges marks : IP = Irish Points (Grid Score) : FTC = Failed To Complete

																							
		Colleen Coyle Kelly	Alison Hampshire	Sean Kennedy	Heather McCannahan	Rosetta McConomy Bradley	1st Round Total (IP)	Isabella Fogarty	Michael Kenny	Rose Kenny	Alicia Mosti De Zevada	Christina Ryan Kilcoyne	2nd Round total (IP)	Total IP for Rounds 1 & 2	Brenda Boylan	Marie Connell	Helan Greene	Sarah Irwin Groenewoud	Breda O'Brien	3rd Round Total (IP) *	TOTAL IP *		
Card	Position @ recall	Final Place	Name/School	Status	ROUND 1 : Score/IP					ROUND 2 : Score/IP					ROUND 3 : Score/IP								
163	(75T)	75(T)	Charlotte Larsen The Academy : Mid America & Western Australia		72/0.98	83.5/18	82.5/0.98	68.4/0.98	75/0.99	2.95	76/0.97	67/0.99	80.5/16	69.75/0.98	78/0.99	2.96	5.91						5.91
160	(77T)	77(T)	Mary Dugan McCarthy : Mid Atlantic Region, USA		73.25/0.99	81.7/7	78.25/0.96	65.2/0.97	73/0.98	2.94	75/0.97	70/0.99	82/22	70/0.98	78/0.99	2.96	5.9						5.9
161	(77T)	77(T)	Hannah Koch Short : Eastern Region, Canada		72.25/0.98	79.5/0.99	84.25/0.99	73.6/2	75.5/0.99	2.97	71/0.96	66/0.98	73/0.98	79/23	77.5/0.97	2.93	5.9						5.9
164	(77T)	77(T)	Fiona Owen Branton Academy : Eastern Region, Canada		78.5/17	79.2/0.99	86.25/1	65.8/0.97	76.75/1	2.99	72/0.96	63.5/0.97	75/0.99	71/0.98	77/0.96	2.91	5.9						5.9
142	(80)	80	Emma Stephens Corda Mor : Mid America Region, USA		72.5/0.98	77/0.98	78/0.96	70.8/0.99	67/0.97	2.93	80/0.99	62.5/0.97	72.5/0.98	75.1/7	78/0.99	2.96	5.89						5.89
131	(81)	81	Delaney Ursick Murphy Irish Arts Center : Mid America Region, USA		68.5/0.96	83.7/19	80/0.97	65/0.97	66/0.97	2.91	79/0.98	71/1	76.25/1	72.1/0.99	77.8/0.98	2.97	5.88						5.88
137	(82T)	82(T)	Elizabeth O'Neil Heritage Irish Dance Company : Mid Atlantic Region, USA		71/0.97	80.2/1	85/0.99	70/0.99	68/0.97	2.95	78/0.97	64/0.97	70.25/0.97	70.1/0.98	79/4.5	2.92	5.87						5.87
206	(82T)	82(T)	Niamh Daly Scoil Rince Saoirse : Mid Atlantic Region, USA		73/0.99	74.5/0.96	82.25/0.98	71/0.99	79.25/10	2.96	79/0.98	64/0.97	72.25/0.98	67.75/0.96	77/0.96	2.91	5.87						5.87
182	(84)	84	Ava McNeill * Boyle School of Irish Dancing : Scotland		70.25/0.97	76/0.97	81.75/0.97	70.4/0.99	75.75/1	2.93	81.5/1	63/0.97	69.5/0.96	71.25/0.99	77.1/0.97	2.93	5.86						5.86
196	(85)	85	Kyla Hall Kelly : Western Region, USA		65/0.96	74.7/0.97	79.25/0.96	65.2/0.97	79/9	2.9	79.5/0.98	75/16	70.5/0.97	73.75/1	77/0.96	2.95	5.85						5.85
124	(86T)	86(T)	Poppy Wilson Doherty Petri : Ireland, USA & Scotland		71/0.97	73.5/0.96	87.75/8.5	64.6/0.96	71.25/0.98	2.91	80/0.99	63/0.97	73/0.98	67/0.96	77.7/0.98	2.93	5.84						5.84
176	(86T)	86(T)	Lorelei Rinderle Kinsella : Mid America Region, USA		76.75/11	73.7/0.96	77/0.96	65.6/0.97	72.5/0.98	2.91	78/0.97	70/0.99	68/0.96	69/0.97	78.8/1	2.93	5.84						5.84
178	(86T)	86(T)	Emma Reilly Clann Lir Academy : New England Region, USA		71.25/0.97	75/0.97	81.5/0.97	70.4/0.99	73.25/0.99	2.93	78/0.97	64/0.97	70/0.96	68.75/0.97	77.2/0.97	2.91	5.84						5.84
115	(89)	89	Claire Thorley Clann Lir Academy : New England Region, USA		74/0.99	74.2/0.96	83/0.98	67.6/0.98	62.5/0.96	2.92	78/0.97	62/0.97	73.75/0.99	67.25/0.96	77.2/0.97	2.91	5.83						5.83
185	(90T)	90(T)	Hannah Soleil Koerner Michael Patrick Gallagher : Western Region, USA		80.5/22	75.5/0.97	81.25/0.97	64.4/0.96	62/0.96	2.9	76/0.97	60/0.96	74/0.99	68.5/0.97	77.7/0.98	2.92	5.82						5.82
187	(90T)	90(T)	Reagan Refice Aisling Mor Academy : Mid Atlantic Region, USA		69/0.97	79/0.99	83.75/0.99	65/0.97	66.5/0.97	2.93	68/0.96	61/0.96	67/0.96	68.25/0.97	77.3/0.97	2.89	5.82						5.82
156	(92)	92	Mary Keaveney Whelan Academy : Western Region, USA		67.5/0.96	73/0.96	78.5/0.96	64.4/0.96	70.75/0.97	2.88	78.25/0.98	65.5/0.98	71/0.97	66.5/0.96	77.8/0.98	2.93	5.81						5.81