

# North American Irish Dance Championships 2026



## Results for Competition 7A : Girls Under 16 - A

### Adjudicators

#### *Round 1*

Brenda Boylan  
Jonathan McMorrow

Linda Possak Anderson

Heather McClanahan  
Patricia Murphy

#### *Round 2*

Russell Beaton  
JJ Hester

Christina Ryan Kilcoyne

Kerry-Anne Broderick  
Jackie O'Leary Fanning

#### *Round 3*

Caoimhe Boylan McCormack  
Michael Kenny


Katie Maguire McMorrow

Marie Connell  
Kathleen Maguire O'Shea

# North American Irish Dance Championships 2026

## Final Result for Competition 7A - Girls Under 16 - A


WMH = World Medal Holder : OS = Overseas : WQ = World Qualifier : R = Recaller : Score = Judges marks : IP = Irish Points (Grid Score) : FTC = Failed To Complete

		Card	Position @ recall	Final Place	Name/School	Status	ROUND 1 : Score/IP					1st Round Total (IP)	ROUND 2 : Score/IP					2nd Round total (IP)	Total IP for Rounds 1 & 2	ROUND 3 : Score/IP					3rd Round Total (IP) *	TOTAL IP *
							Brenda Boylan	Heather McClanahan	Jonathan McMorrow	Patricia Murphy	Linda Poesak Anderson		Russell Beaton	Kerry-Anne Broderick	JJ Hester	Jackie O'Leary Fanning	Christina Ryan Kilcoyne			Caomhe Boylan McCormack	Marie Connell	Michael Kenny	Kathleen Maguire O'Shea	Katie Maguire McMorrow		
150	(3)	1	Anna McGlew * Doherty Petri : Ireland, USA & Scotland	OS	96/100	81.6/34.5	89/56	85/60	93/60	<b>176</b>	89.5/60	96/65	96.5/60	91.7/65	85.2/47	<b>185</b>	<b>361</b>	97.5/100	94/100	88/65	86.25/44	90/70	<b>235</b>	<b>596</b>		
201	(5)	2	Addison Bakich Magennis Academy : Southern Region, USA	WMH	84.5/37	91/75	91/75	83/47	85/27	<b>159</b>	82.5/7	95/56	92/41	90.5/39.33	85.5/50	<b>130.33</b>	<b>289.33</b>	95.5/65	92/56.33	90/100	89/75	91.5/100	<b>240</b>	<b>529.33</b>		
166	(1)	3	Calliandra Grzybek Tir Na Greine : Southern Region, USA	WMH	91/51.5	92/100	89.75/60	82.5/39	94/100	<b>211.5</b>	90.5/75	98/100	95/56	91.2/54.5	85.7/56.33	<b>187.33</b>	<b>398.83</b>	94.5/56	88/37	76/24	85.25/34	89.8/60	<b>127</b>	<b>525.83</b>		
155	(2)	4	Holly Foley * McDonnell Mortalo : Cuige Laighean, Eire	OS	91/51.5	76.6/10	83.5/33	89/100	85.5/29	<b>113.5</b>	91/100	97/75	93.5/50	92.2/100	90.5/100	<b>275</b>	<b>388.5</b>	94/53	91/50	84/48.5	85.5/35.5	87.5/37	<b>135.5</b>	<b>524</b>		
127	(7)	5	Cora Zara Burns * Sharon Taylor : Scotland	OS	93/65	90.6/60	93/100	83.1/50	93.2/65	<b>190</b>	83/10.5	93.7/45	97.25/75	89.5/29.5	80.3/10	<b>85</b>	<b>275</b>	95/60	92.5/65	86/56	83/19.5	88.5/51.5	<b>167.5</b>	<b>442.5</b>		
143	(4)	6	Abigail Hayes Murray Academy : New England Region, USA	WQ	94/75	90.8/65	90/65	82.7/43	89.2/39	<b>173</b>	84.66/23.5	93.8/47	90.5/37	90.5/39.33	85/45	<b>121.33</b>	<b>294.33</b>	91/45	83/23	87/60	86.5/48.5	88.25/47	<b>140.5</b>	<b>434.83</b>		
207	(8)	7	Kiera McGlynn Doherty Petri : Ireland, USA & Scotland	WQ	92/58	89/45	80.75/18	87/65	88.7/37	<b>140</b>	85.25/27	91.6/32	97.5/100	92/75	78/0.98	<b>134</b>	<b>274</b>	93.75/50	92/56.33	84/48.5	89.5/100	87.6/38	<b>154.83</b>	<b>428.83</b>		
194	(6)	8	Claire Denham McAleer-Paulson : Mid Atlantic Region, USA	WQ	87/41	90.2/56	85.25/41	82.6/41	89.7/43	<b>125</b>	89/53	94/53	97/65	90.7/45	85.7/56.33	<b>162.33</b>	<b>287.33</b>	87.5/33	80.5/18	83/45	87/60	87.8/42	<b>120</b>	<b>407.33</b>		
145	(12)	9(T)	Orla Tiernagh Mowatt * Sharon Taylor : Scotland	OS	86/39	89.8/50	83.75/34.5	81.7/34	90.5/47	<b>120.5</b>	82.55/8.5	91.9/36	92.25/43	90.7/45	82/25	<b>104</b>	<b>224.5</b>	90/41	87/34	89/75	85/32.5	89.5/56	<b>131</b>	<b>355.5</b>		
176	(20)	9(T)	Sahara Donelan * The Academy : Mid America & Western Australia	OS	81.5/24.5	78.6/19	87.75/53	79/21	93.5/75	<b>98.5</b>	80.45/0.99	93.2/39	83.25/19	90.7/45	79.3/1	<b>59</b>	<b>157.5</b>	96/75	93.25/75	85/53	86.5/48.5	90/70	<b>198</b>	<b>355.5</b>		
173	(9)	11	Carolina Rivera Drake : Southern Region, USA	WQ	92/58	81.2/32	86.5/45	80.2/27.5	88/35	<b>112</b>	82.55/8.5	95.5/60	87.5/31	90.5/39.33	90/75	<b>130.33</b>	<b>242.33</b>	93.25/47	82.5/22	80/37.5	86.75/54.5	85/18.5	<b>106.5</b>	<b>348.83</b>		
186	(13)	12	Riley Helling Murray Academy : New England Region, USA	WQ	88/43	82.6/41	87.25/50	88/75	87/33	<b>134</b>	83/10.5	91/27	88/32	90/34	80.6/14	<b>73</b>	<b>207</b>	90.25/43	90.5/45	76/24	86/40	87.7/39	<b>122</b>	<b>329</b>		
193	(11)	13	Eilidh Hardyckuk Steel : Western Region, Canada	WQ	83.5/34	82.2/38	86.8/47	83.5/56	90/45	<b>130</b>	80.5/0.99	92/37	94/53	90.2/36.5	82.1/26	<b>99.5</b>	<b>229.5</b>	86.5/30	88.75/38	81/40	83/19.5	84.5/14.5	<b>87.5</b>	<b>317</b>		
142	(10)	14	Aila McRae Celtic Steps : Western Region, USA	WQ	89/47	80.2/25.5	82.8/30	83.2/53	89/38	<b>115</b>	88.25/45	93.9/50	89.75/35	90/34	83.6/38	<b>118</b>	<b>233</b>	85/28	87/34	79.5/35.5	82.75/16.5	85/18.5	<b>80.5</b>	<b>313.5</b>		
133	(14)	15	Kathleen Winn Hamilton : Eastern Region, Canada	WQ	83.75/35	89.6/47	85/39	80.3/29	88.2/36	<b>110</b>	88.5/47	86.63/0.97	76.5/0.98	91.5/60	83/35	<b>82.98</b>	<b>192.98</b>	87/31	81/19	79/33.5	84.25/27.5	86/26.5	<b>85</b>	<b>277.98</b>		
223	(16)	16	Sasha Burton Costello Irish Dance : Eastern Region, Canada	WQ	81.75/26	81.8/36	80/12	82.1/38	84/23	<b>85</b>	84.66/23.5	90.5/23	81.5/9.5	91/50	83/35	<b>81.5</b>	<b>166.5</b>	88/35	78/13	79/33.5	84.5/29	87.25/36	<b>97.5</b>	<b>264</b>		
226	(22)	17	Maddie Barry * Cabe Academy : Cuige Laighean, Eire	OS	83.25/33	81/30.5	84.5/37	81.8/35	90.7/50	<b>105</b>	78.5/0.98	88.2/7	93/47	88.5/19	80.7/17	<b>43</b>	<b>148</b>	89.5/39	90.75/47	81/40	82/10.5	87/32	<b>111</b>	<b>259</b>		
141	(24)	18	Kiley Baker The Montgomery Frank Academy : Southern Region, USA	WQ	88.5/45	82.4/39	83.75/34.5	78.2/10	81.6/10	<b>83.5</b>	80.5/0.99	89.1/17	92.75/45	89.7/31.5	79.5/1	<b>49.5</b>	<b>133</b>	88.5/37	86/28.5	82/43	88/65	87.9/45	<b>125</b>	<b>258</b>		
222	(15)	19	Clara Hale Murphy Irish Arts Center : Mid America Region, USA	WQ	82.75/31	79.8/23	79.75/9.5	77.8/4.5	83/17.5	<b>50</b>	88/43	93.5/41	91/38	86.2/0.99	87/65	<b>122</b>	<b>172</b>	79/15	70/1	78/29.5	86/40	88.5/51.5	<b>84.5</b>	<b>256.5</b>		
164	(19)	20	Eimear Keams * Christine Ayres : Victoria, Australia	OS	83/32	80.2/25.5	78/0.99	80.5/30	84.2/24	<b>79.5</b>	89.25/56	90.6/24	83.75/21	90/34	81/21	<b>79</b>	<b>158.5</b>	77.5/13	86.5/31	69/15	86.75/54.5	87.1/34	<b>80</b>	<b>238.5</b>		
212	(25)	21	Mary Grace Dobie O'Shea : Mid America Region, USA	WQ	85.25/38	90/53	85.5/43	77.6/2	81.5/9	<b>90</b>	87.5/39	88.1/6	78.5/0.99	87.2/6.5	82.4/29	<b>41.5</b>	<b>131.5</b>	82.5/18.5	86/28.5	78.5/31.5	84.75/30.5	87/32	<b>90.5</b>	<b>222</b>		
124	(21)	22	Lillian Connolly Keane O'Brien Academy : New England Region, USA	WQ	72.75/0.99	79.4/21	81.1/20	77.8/4.5	85.2/28	<b>45.5</b>	81/1	91.65/33	91.5/39	91.2/54.5	82.7/31	<b>103</b>	<b>148.5</b>	80/16	73/1	76/24	83.5/23	85.75/23	<b>62</b>	<b>210.5</b>		
208	(30)	23	Carmitta Guay Brady Academy : Western Region, Canada	R	76/3	82/37	78.75/1	82/37	76.2/0.98	<b>41</b>	84.25/20	91.8/35	80.25/1	89.2/27	80.3/10	<b>57</b>	<b>98</b>	89.25/38	89.75/43	78.5/31.5	85.5/35.5	85.9/25	<b>105</b>	<b>203</b>		
172	(18)	24	Charlotte Knight Dillon-Gavin : Mid America Region, USA	R	78.5/11	83/43	75/0.97	78.2/10	86.7/32	<b>53</b>	87.66/41	93.6/43	89/33	89.2/27	82.8/32	<b>106</b>	<b>159</b>	83/20	78.5/14	65/9	81.75/9	85/18.5	<b>41.5</b>	<b>200.5</b>		
199	(23)	25	Emma Jozwiak * McGahan Lees : Southern Region, England	R	81.25/23	68/0.97	79.5/7	78.8/18.5	86.2/31	<b>48.5</b>	85.5/28	91.5/31	84/22	89.5/29.5	84.6/42	<b>88.5</b>	<b>137</b>	87.25/32	86.75/32	62/1	82.75/16.5	84.3/13	<b>61.5</b>	<b>198.5</b>		

# North American Irish Dance Championships 2026

## Final Result for Competition 7A - Girls Under 16 - A


WMH = World Medal Holder : OS = Overseas : WQ = World Qualifier : R = Recaller : Score = Judges marks : IP = Irish Points (Grid Score) : FTC = Failed To Complete

		Card	Position @ recall	Final Place	Name/School	Status	ROUND 1 : Score/IP					1st Round Total (IP)	ROUND 2 : Score/IP					2nd Round total (IP)	Tottal IP for Rounds 1 & 2	ROUND 3 : Score/IP					3rd Round Total (IP) *	TOTAL IP *
							Brenda Boylan	Heather McClanahan	Jonathan McMorrow	Patricia Murphy	Linda Poesak Anderson		Russell Beaton	Kerry-Anne Broderick	JJ Hester	Jackie O'Leary Fanning	Christina Ryan Kilcoyne			Caoinne Boylan McCormack	Marie Connell	Michael Kenny	Kathleen Maguire O'Shea	Katie Maguire McMorrow		
188	(17)	26	Avery Vanderveer Frank Doherty Petri : Ireland, USA & Scotland	R	81.5/24.5	75.2/4	74.5/0.97	79.5/23	84.7/26	51.5	87/36.5	93/38	89.5/34	88/14	84/39	108.5	160	82.5/18.5	85.5/25.5	63.5/4	82/10.5	79/1	33	193		
221	(26)	27	Erin Callinan Emerald Isle : Mid Atlantic Region, USA	R	82.25/29	81.4/33	80.25/15	78.3/12	82.2/14	58	86.75/35	88.3/10	82.25/15	88.2/17.5	84.6/42	67.5	125.5	84/24	76/7	80/37.5	80/1	87/32	63	188.5		
195	(32)	28	Ella Massery Michael Patrick Gallagher : Western Region, USA	R	82/27.5	80.6/28	82/27	77.2/1	80.7/4.5	59	86/31.5	87.3/0.98	82.5/16	85.7/0.98	80.3/10	26.98	85.98	84.5/26.5	86.25/30	73/17.5	85.75/37.5	86.9/30	86.5	172.48		
202	(29)	29	Emma Etue Drake : Southern Region, USA	R	82.5/30	81/30.5	79.1/3.5	82.9/45	82/12.5	73	86.5/33	87.8/1	90/36	84/0.97	79/0.99	34.99	107.99	73.5/7	89.5/41	79.5/35.5	82.25/12.5	84/11.5	59.5	167.49		
187	(41)	30	Dara Anne James Kavanagh Porter : USA & Ireland	R	81/22	79.6/22	80.5/16	81/32	77.5/0.98	60	74/0.96	87.7/1	82/13	85.5/0.98	79.2/1	2.98	62.98	86/29	87.25/36	74/19.5	86.25/44	86.7/29	94	156.98		
158	(40)	31	Maisie Ormrod * Loughran : North West Region, England	R	84/36	64.4/0.96	77/0.99	74/0.96	83.5/20	21.95	83.45/12.5	89.9/21	81.75/11.5	83.2/0.97	81.3/23	45	66.95	88.25/36	84/24	77/27.5	85.75/37.5	82/7.5	87.5	154.45		
200	(43)	32	Cathleen McGuire Mullane Godley : Mid America Region, USA	R	80.5/19	75.4/5	76.25/0.98	80.9/31	79.5/1	25	79.5/0.98	91.7/34	83.5/20	88/14	76/0.95	34.98	59.98	87.75/34	87/34	78/29.5	84.25/27.5	86/26.5	91	150.98		
190	(38)	33	Elise Bachman Bell : Mid America Region, USA	R	75.5/1	76/8	81.25/22	74.9/0.96	75.5/0.97	9.97	85/25.5	90/22	83/18	84/0.97	82.5/30	65.5	75.47	84.5/26.5	81.5/20	64.5/7	84/25.5	87.2/35	72	147.47		
134	(28)	34	Isabelle Girondi Bell : Mid America Region, USA	R	69.75/0.98	70.4/0.99	80.7/17	80.2/27.5	89.5/41	45.49	85.66/29.5	90.7/25	81.75/11.5	87.2/6.5	83.3/37	66	111.49	72/5	73.5/2	72/16	82.5/14.5	84.75/16	35.5	146.99		
156	(27)	35	Julia Liverpool Kelly Academy : Southern Region, USA	R	78/9	75.6/6	81/19	78.5/15.5	74/0.96	30.5	88.66/50	87.52/0.99	87/30	88/14	85.7/56.33	94	124.5	73/6	77/10	65/9	80.75/4	80/3	19	143.5		
219	(33)	36	Molly Forebaugh Onórach Mulhern Geraghty : USA & Ireland	R	79.75/17	80.8/29	84.75/38	81.9/36	78.5/0.99	82	80.33/0.99	87.55/0.99	84.1/23	86/0.99	77.3/0.96	2.97	84.97	81/17	74/3	75/21.5	84/25.5	84.5/14.5	53	137.97		
131	(37)	37	Mia Duvall Dwyer : Mid America Region, USA	R	77.5/7	78.2/17	80/12	74.9/0.96	91.2/53	36	87.25/38	87.14/0.98	72.75/0.96	89/23.5	80.7/17	41.48	77.48	74/8	80/17	74/19.5	83.75/24	85.25/21	57.5	134.98		
211	(45)	38	Romy Stevens The Academy : Mid America & Western Australia	R	76.5/5	78.4/18	78.25/0.99	81.5/33	82.7/16	39	83.5/14.5	87.6/1	80.25/1	89/23.5	78.6/0.99	16.5	55.5	78.5/14	85.5/25.5	64/5.5	85/32.5	86.3/28	67.5	123		
203	(48)	39	Siena Light Inis Cairde : Southern Region, USA	R	71.25/0.99	77.4/13	79.25/6	78.4/13.5	87.5/34	32.5	82/2.5	86.6/0.97	79.5/0.99	87.5/10	80.7/17	13.49	45.99	83.75/23	85.75/27	76.5/26	83.25/21.5	87.8/42	76	121.99		
149	(34)	40	Cassidy Howard RMIDA : Western Region, USA	R	67/0.97	66.6/0.97	69/0.95	71/0.95	83/17.5	2.89	90/65	91.3/29	85/25	89/23.5	82.3/28	82	84.89	70/1	79/15	73/17.5	82.25/12.5	82/7.5	35	119.89		
154	(31)	41	Livia Yonker Inishfree Texas : Southern Region, USA	R	73/0.99	78/16	77/0.99	80/25	78/0.99	17.98	84.45/21	90.9/26	84.5/24	90.2/36.5	78.3/0.99	71	88.98	77/12	75/5	64/5.5	80.25/1	85.5/22	22.5	111.48		
198	(46)	42	Kacey Franco Anam Cara : New England Region, USA	R	78.75/12.5	80.4/27	74.9/0.97	78.6/17	83.2/19	48.5	81.5/1	86.7/0.97	73/0.96	86/0.99	80.8/19	2.96	51.46	83.25/21	74.75/4	75/21.5	82.5/14.5	85/18.5	54	105.46		
139	(35)	43	Ayla Williamson Murphy Academy : New England Region, USA	R	77.75/8	81.6/34.5	83.25/32	79.9/24	82/12.5	68.5	79.25/0.98	88.7/15	82.1/14	82.7/0.96	78/0.98	15.96	84.46	84.25/25	71/1	68/14	80/1	80/3	18	102.46		
175	(52)	44	Arianna Krach Griffith Academy : New England Region, USA	R	75/1	73/1	77.1/0.99	77.5/1	92/56	3	84/18	87.75/1	86.25/28	87/1.6	80.6/14	33.6	36.6	83.5/22	79.75/16	77/27.5	81.5/8	85.8/24	62	98.6		
184	(36)	45	Gabriella Hecht Rochester Academy : Mid Atlantic Region, USA	R	77/6	70.2/0.98	83/31	79.1/22	83.7/21.5	49.5	84/18	89/16	80.5/3	87/1.6	80.6/14	33	82.5	71.5/4	76.75/9	62.5/1	80.5/2.5	84/11.5	15.5	98		
151	(42)	46	Eden Hartwick Kavanagh Porter : USA & Ireland	R	68/0.97	80/24	79/1.33	78/7	79.2/0.99	9.32	86.55/34	86.66/0.97	86/27	82.5/0.96	81.4/24	51.97	61.29	76/10.5	82/21	66/12	80.5/2.5	82/7.5	30	91.29		
144	(44)	47	Oriana Grumman The Academy : Mid America & Western Australia	R	80.75/20.5	69.8/0.98	81.15/21	75/0.97	84.5/25	42.48	73.5/0.96	88.45/12	70.5/0.95	81/0.95	81/21	13.91	56.39	75/9	92/56.33	67/13	81/5.5	83.75/10	32	88.39		
162	(39)	48	Maggie Heavey Clark Academy : Mid America Region, USA	R	80.75/20.5	72/0.99	82.5/29	76.1/0.98	86/30	50.49	81/1	88.24/8	82.75/17	88/14	79/0.99	23	73.49	71/3	75.5/6	63/2.5	84.75/30.5	79.5/1	11.5	84.99		
126	(49)	49	Evie Duffy * McCarron : Midlands Region, England/Wales	R	67.25/0.97	76.2/9	79.1/3.5	75/0.97	80.7/4.5	8.97	86/31.5	86.3/0.96	74.1/0.97	89.2/27	80/5.5	33.47	42.44	76/10.5	89/39	65/9	83.25/21.5	82/7.5	41	83.44		
192	(51)	50	Ainsley Dudek Avoca Irish Dance : Western Region, USA	R	68.75/0.98	71.4/0.99	76.25/0.98	73.5/0.96	78.2/0.99	2.95	83.5/14.5	89.5/20	78/0.98	89.7/31.5	78/0.98	35.48	38.43	70.5/1.5	77.75/12	65.5/11	81/5.5	80.9/5	21.5	59.93		

# North American Irish Dance Championships 2026

## Final Result for Competition 7A - Girls Under 16 - A


WMH = World Medal Holder : OS = Overseas : WQ = World Qualifier : R = Recaller : Score = Judges marks : IP = Irish Points (Grid Score) : FTC = Failed To Complete

		Card	Position @ recall	Final Place	Name/School	Status	ROUND 1 : Score/IP					1st Round Total (IP)	ROUND 2 : Score/IP					2nd Round total (IP)	Tottal IP for Rounds 1 & 2	ROUND 3 : Score/IP					3rd Round Total (IP) *	TOTAL IP *
							Brenda Boylan	Heather McClanahan	Jonathan McMorrow	Patricia Murphy	Linda Poesak Anderson		Russell Beaton	Kerry-Anne Broderick	JJ Hester	Jackie O'Leary Fanning	Christina Ryan Kilcoyne			Caoinne Boylan McCormack	Marie Connell	Michael Kenny	Kathleen Maguire O'Shea	Katie Maguire McMorrow		
178	(47)	51	Bennett Kenison Cass-Barrington : Southern Region, USA	R	78.25/10	72.6/0.99	81.75/26	76.3/0.98	79.7/1	<b>11.99</b>	82.45/6	91.2/28	72.25/0.96	86.5/1	82.9/33	<b>35</b>	<b>46.99</b>	70.5/1.5	76.5/8	62/1	82.753/18	80/3	<b>12.5</b>	<b>59.49</b>		
159	(50)	52	Madyson Kadis McInerney : New England Region, USA	R	79/14	67.6/0.97	74/0.97	78.9/20	81.7/11	<b>25.97</b>	75.66/0.97	89.2/18	81.25/7.5	87/1.6	80/5.5	<b>14.6</b>	<b>40.57</b>	70/1	77.5/11	63/2.5	81.25/7	79/1	<b>10.5</b>	<b>51.07</b>		
197	(53)	53	Karsyn Guerra Glencastle Irish Dancers : Mid America Region, USA		78.75/12.5	73.6/1	74.7/0.97	78.5/15.5	81.2/8	<b>21.5</b>	84.5/22	88.5/13	79/0.99	82.7/0.96	78.5/0.99	<b>14.98</b>	<b>36.48</b>							<b>36.48</b>		
215	(54)	54	Roisin Walsh Scoil Rince Luimni : New England Region, USA		73.75/0.99	77.6/14	81.7/24.5	78.2/10	81/6.5	<b>30.5</b>	81.75/1	87.4/0.99	81/5	86.7/1	77.5/0.97	<b>2.99</b>	<b>33.49</b>							<b>33.49</b>		
210	(55)	55	Zoe Lyall Goggin-Stewart Canada : Eastern Region, Canada		75.75/2	72.2/0.99	80/12	78.4/13.5	79/0.99	<b>14.99</b>	82.25/4	88.4/11	79.1/0.99	85.7/0.98	80.5/12	<b>15.99</b>	<b>30.98</b>							<b>30.98</b>		
128	(56)	56	Kyra Gentile Triggyle Academy : Southern Region, USA		74.5/1	73.4/1	79.2/5	77.9/6	79.5/1	<b>7</b>	85/25.5	87.45/0.99	77.5/0.98	85/0.98	81/21	<b>22.97</b>	<b>29.97</b>							<b>29.97</b>		
220	(57)	57	Lily Gomez Harney-Crawford Academy of Irish Dance : New England Region, USA		80.25/18	70.6/0.99	81.5/23	77.4/1	80.2/1	<b>20</b>	80.66/0.99	87.65/1	73.25/0.97	87.7/11	80/5.5	<b>7.49</b>	<b>27.49</b>							<b>27.49</b>		
140	(58)	58	Liston Kupec-Kerachsky Scoil Rince Luimni : New England Region, USA		74.75/1	71.8/0.99	81.7/24.5	76.1/0.98	83.7/21.5	<b>23.49</b>	73/0.96	87.13/0.98	81.1/6	84.7/0.98	77.6/0.97	<b>2.93</b>	<b>26.42</b>							<b>26.42</b>		
160	(59)	59	Hannah Murphy Onórach Mulhern Geraghty : USA & Ireland		72/0.99	67/0.97	73.1/0.96	80.1/26	77/0.98	<b>2.94</b>	80/0.99	89.4/19	80.3/2	86/0.99	83/35	<b>21.99</b>	<b>24.93</b>							<b>24.93</b>		
216	(60)	60	Jacqueline Dubois Murphy Academy : New England Region, USA		70.75/0.99	75.8/7	82.25/28	76.6/0.99	77.7/0.99	<b>8.98</b>	83.45/12.5	87.2/0.98	75/0.97	88.7/20.5	77.6/0.97	<b>14.45</b>	<b>23.43</b>							<b>23.43</b>		
136	(61)	61	Claire Ridings Yvonne Kelly Dance Academy : Eastern Region, Canada		82/27.5	71.2/0.99	80.2/14	77/0.99	80.5/2.5	<b>17.49</b>	72.5/0.96	85.6/0.95	80.25/1	81.5/0.96	77.8/0.97	<b>2.89</b>	<b>20.38</b>							<b>20.38</b>		
217	(62)	62	Maryellen Lopez Brady Academy : New England Region, USA		70.25/0.98	77.8/15	77/0.99	78.8/18.5	78.7/0.99	<b>16.98</b>	85.66/29.5	85.5/0.95	80.1/1	82.2/0.96	77.8/0.97	<b>2.93</b>	<b>19.91</b>							<b>19.91</b>		
170	(63)	63	Maeve McGrory McDade-Cara : Mid Atlantic Region, USA		65.5/0.96	64.8/0.96	76/0.98	72/0.95	73/0.96	<b>2.88</b>	74.66/0.96	88.28/9	81.25/7.5	87.2/6.5	77.8/0.97	<b>14.97</b>	<b>17.85</b>							<b>17.85</b>		
189	(64)	64	Emma Bogyo Dennehy : Mid America Region, USA		69.25/0.98	77/12	84/36	77.5/1	76.7/0.98	<b>13.98</b>	76/0.97	86.5/0.97	77/0.98	79/0.95	77/0.96	<b>2.9</b>	<b>16.88</b>							<b>16.88</b>		
225	(65)	65	Julianna Darr Kotelnicki : Mid Atlantic Region, USA		66.25/0.97	74.2/1	76.5/0.98	76.7/0.99	74/0.96	<b>2.94</b>	80.33/0.99	87.9/3	81.5/9.5	86/0.99	82.2/27	<b>13.49</b>	<b>16.43</b>							<b>16.43</b>		
181	(66)	66	Corinne Amorese Rince Na Tiarna : Mid Atlantic Region, USA		64.5/0.96	65.6/0.96	75.1/0.98	74.5/0.96	72.2/0.95	<b>2.88</b>	76/0.97	87.95/4	85.5/26	87.2/6.5	79.8/2	<b>12.5</b>	<b>15.38</b>							<b>15.38</b>		
122	(67)	67	Sofia Squeo Penk-O'Donnell : Western Region, Canada		65.25/0.96	76.8/11	79.6/8	77.7/3	79.2/0.99	<b>11.99</b>	81.55/1	86.55/0.97	79.75/0.99	84/0.97	79/0.99	<b>2.95</b>	<b>14.94</b>							<b>14.94</b>		
169	(68)	68	Sarah Smith Doherty Petri : Ireland, USA & Scotland		79.5/16	74/1	79.75/9.5	76.5/0.99	75.2/0.97	<b>11.49</b>	76.55/0.97	87.38/0.99	86.5/29	86/0.99	77/0.96	<b>2.95</b>	<b>14.44</b>							<b>14.44</b>		
185	(69)	69	Lia Shimer Celtic Steps : Western Region, USA		74.5/1	74.6/2	74.25/0.97	76.3/0.98	75.7/0.98	<b>2.96</b>	71/0.95	88/5	80/0.99	85/0.98	80/5.5	<b>6.97</b>	<b>9.93</b>							<b>9.93</b>		
171	(70)	70	Sarah Creamer Short : Eastern Region, Canada		70.5/0.98	66.2/0.97	76.1/0.98	75.9/0.97	82.5/15	<b>2.93</b>	87/36.5	87.64/1	80.75/4	84/0.97	78/0.98	<b>5.98</b>	<b>8.91</b>							<b>8.91</b>		
147	(71)	71	Maya Buzenski Richens/Timm : Mid America Region, USA		66/0.97	75/3	73/0.96	76/0.98	81/6.5	<b>4.95</b>	83.66/16	87.37/0.99	75.25/0.97	86/0.99	77/0.96	<b>2.95</b>	<b>7.9</b>							<b>7.9</b>		
152	(72)	72	Susan Speckert DeNoglia Academy : Mid Atlantic Region, USA		68.5/0.98	69.4/0.98	70/0.95	76.1/0.98	76/0.98	<b>2.94</b>	82/2.5	87.39/0.99	71/0.95	83.5/0.97	80/5.5	<b>4.46</b>	<b>7.4</b>							<b>7.4</b>		
177	(73)	73	Parker Knepp McGing : Mid America Region, USA		62/0.95	69/0.98	73.6/0.97	77.1/1	74.7/0.97	<b>2.92</b>	73.66/0.96	91.4/30	71.25/0.96	87/1.6	78/0.98	<b>3.54</b>	<b>6.46</b>							<b>6.46</b>		
129	(74)	74	Michaela Marshy Ottawa Irish Dance Company : Eastern Region, Canada		79.25/15	67.8/0.97	78.75/1	77.3/1	73/0.96	<b>2.97</b>	76.5/0.97	87.36/0.99	80.25/1	88.2/17.5	77.6/0.97	<b>2.96</b>	<b>5.93</b>							<b>5.93</b>		
130	(75T)	75(T)	Zsa Zsa O'Brien Doherty Petri : Ireland, USA & Scotland		76.25/4	63.4/0.95	76.75/0.99	76/0.98	75.2/0.97	<b>2.94</b>	81.55/1	86.26/0.96	76/0.98	86/0.99	77.6/0.97	<b>2.94</b>	<b>5.88</b>							<b>5.88</b>		

# North American Irish Dance Championships 2026

## Final Result for Competition 7A - Girls Under 16 - A

WMH = World Medal Holder : OS = Overseas : WQ = World Qualifier : R = Recaller : Score = Judges marks : IP = Irish Points (Grid Score) : FTC = Failed To Complete

		Card	Position @ recall	Final Place	Name/School	Status	ROUND 1 : Score/IP					1st Round Total (IP)	ROUND 2 : Score/IP					2nd Round total (IP)	Tottal IP for Rounds 1 & 2	ROUND 3 : Score/IP					3rd Round Total (IP) *	TOTAL IP *
							Brenda Boylan	Heather McClanahan	Jonathan McMorrow	Patricia Murphy	Linda Poesak Anderson		Russell Beaton	Kerry-Anne Broderick	JJ Hester	Jackie O'Leary Fanning	Christina Ryan Kilcoyne			Caoinne Boylan McCormack	Marie Connell	Michael Kenny	Kathleen Maguire O'Shea	Katie Maguire McMorrow		
168	(75T)	75(T)	Ellie Aylward Brady Campbell : Mid America Region, USA		68.5/0.98	65.4/0.96	78.5/1	76.4/0.98	76.5/0.98	2.94	77.66/0.98	87.22/0.98	71.6/0.96	85.70/98	78/0.98	2.94	5.88								5.88	
132	(77T)	77(T)	Moirá Dadekian The Kelly School of Irish Dance : New England Region, USA		63.75/0.96	71.6/0.99	79/1.33	72.1/0.95	74.7/0.97	2.92	84/18	87.33/0.98	78.25/0.99	84/0.97	77.8/0.97	2.94	5.86								5.86	
167	(77T)	77(T)	Vanessa Tranfaglia O'Shea-Chaplin : New England Region, USA		74/1	79/20	72.3/0.95	77/0.99	75.2/0.97	2.96	73.25/0.96	86.36/0.96	72.3/0.96	85.5/0.98	80/5.5	2.9	5.86								5.86	
183	(77T)	77(T)	Maeve Tully O'Donnell : Eastern Region, Canada		73.5/0.99	71/0.99	76.25/0.98	75.6/0.97	73.5/0.96	2.94	72/0.95	87/0.98	72/0.96	85/0.98	79/0.99	2.92	5.86								5.86	
196	(77T)	77(T)	Summer Kruse Trinity Academy : Mid America Region, USA		72.5/0.99	70/0.98	76.6/0.99	76.5/0.99	74.5/0.97	2.96	81/1	86/0.96	72.1/0.96	83/0.96	78/0.98	2.9	5.86								5.86	
161	(81T)	81(T)	Kennedy Frakes Murphy Irish Dancers : Western Region, USA		67.5/0.97	63.6/0.95	73.2/0.96	75.2/0.97	80.5/2.5	2.9	79.66/0.98	87.84/2	78.1/0.99	84.2/0.97	77/0.96	2.94	5.84								5.84	
180	(81T)	81(T)	Amelia Burke O'Riada Manning : Mid America Region, USA		66.5/0.97	62.8/0.95	74.2/0.97	76.4/0.98	80.2/1	2.92	80/0.99	85.95/0.96	70.75/0.95	87/1.6	77.5/0.97	2.92	5.84								5.84	
214	(81T)	81(T)	Gloria Ballenger Hunt : Southern Region, USA		71/0.99	73.2/1	76.1/0.98	75.7/0.97	73.7/0.96	2.94	75/0.96	86.4/0.97	74.5/0.97	81.7/0.96	77.5/0.97	2.9	5.84								5.84	
218	(81T)	81(T)	Molly Ruzich Cross Keys : Mid America Region, USA		64.25/0.96	65.8/0.96	79/1.33	76.6/0.99	73.2/0.96	2.91	78/0.98	86.9/0.98	75.5/0.97	87.2/6.5	77.2/0.96	2.93	5.84								5.84	
121	(85T)	85(T)	Mary-Lou Salo Tara : Western Region, USA		62.5/0.95	64.2/0.96	76.3/0.98	75.7/0.97	77/0.98	2.91	78.66/0.98	86.2/0.96	75.75/0.97	86.5/1	77.7/0.97	2.92	5.83								5.83	
174	(85T)	85(T)	Ireland Bunch Cleary : Western Region, USA		69.5/0.98	67.4/0.97	73.5/0.96	76.2/0.98	72/0.95	2.91	72.66/0.96	85.4/0.95	74.25/0.97	86/0.99	78.6/0.99	2.92	5.83								5.83	
119	(87T)	87(T)	Ava Maisé Doherty Petri : Ireland, USA & Scotland		64.75/0.96	69.2/0.98	74/0.97	76.8/0.99	76/0.98	2.93	77/0.97	85.9/0.96	73.5/0.97	81/0.95	77.2/0.96	2.89	5.82								5.82	
137	(87T)	87(T)	Katelyn Crehan Cross Keys : Mid America Region, USA		62.75/0.95	66.4/0.97	77.25/0.99	76.1/0.98	75.5/0.97	2.92	75.5/0.97	86.64/0.97	76.1/0.98	81.7/0.96	77/0.96	2.9	5.82								5.82	
146	(87T)	87(T)	Madelyn Krell Trinity Academy : Mid America Region, USA		61/0.95	66/0.97	68/0.95	75/0.97	71/0.95	2.87	78.75/0.98	86.77/0.98	77.75/0.98	88/14	79/0.99	2.95	5.82								5.82	
206	(87T)	87(T)	Weldon Ogiltree Graham : Eastern Region, Canada		67.75/0.97	65.2/0.96	73.1/0.96	75.8/0.97	71.7/0.95	2.89	79/0.98	86.8/0.98	68/0.95	84/0.97	79.6/1	2.93	5.82								5.82	
157	(91T)	91(T)	Finley Rossitto Craoi na Tire : Mid America Region, USA		63/0.95	64/0.96	73/0.96	74/0.96	74.2/0.96	2.88	71.5/0.95	88.6/14	77.25/0.98	82/0.96	79/0.99	2.93	5.81								5.81	
165	(91T)	91(T)	Quinn Hirs The Brennan-Lucey Academy : New England Region, USA		65/0.96	63.2/0.95	70.5/0.95	75.3/0.97	78.5/0.99	2.88	77.33/0.97	85.65/0.95	76.2/0.98	89/23.5	78/0.98	2.93	5.81								5.81	
138	(93T)	93(T)	Brielle Chapin Rince Na Tiarna : Mid Atlantic Region, USA		60.5/0.95	68.4/0.98	78.5/1	74.8/0.96	73.2/0.96	2.9	74.5/0.96	86.47/0.97	80/0.99	80.5/0.95	77/0.96	2.89	5.79								5.79	
148	(93T)	93(T)	Olivia Lewarne Ticalie Academy : Western Region, Canada		64/0.96	63/0.95	71/0.95	65/0.95	80/1	2.86	77.25/0.97	87.38/0.99	75.75/0.97	88.7/20.5	77/0.96	2.93	5.79								5.79	
153	(93T)	93(T)	Jaina Allen Victoria School : Western Region, Canada		61.5/0.95	65/0.96	71/0.95	78.1/8	75/0.97	2.88	75.66/0.97	86.72/0.97	70.25/0.95	84.2/0.97	78/0.98	2.91	5.79								5.79	
135	(96T)	96(T)	Haley Seelye Drake : Southern Region, USA		63.25/0.96	63.8/0.95	74.3/0.97	70.5/0.95	79/0.99	2.88	69.5/0.95	85.8/0.96	79.25/0.99	81.2/0.96	77.9/0.98	2.9	5.78								5.78	
182	(96T)	96(T)	Adyson O'Neil Heritage Irish Dance Company : Mid Atlantic Region, USA		69/0.98	68.2/0.98	72.8/0.96	74.1/0.96	71.2/0.95	2.9	70/0.95	87.5/0.99	74/0.97	76/0.95	77/0.96	2.88	5.78								5.78	
204	(96T)	96(T)	Helen Murphy Saol Academy : Mid America Region, USA		66.75/0.97	68.6/0.98	73/0.96	73.1/0.96	72.7/0.95	2.89	82.33/5	85.7/0.95	72.5/0.96	85/0.98	76/0.95	2.89	5.78								5.78	
205	(96T)	96(T)	Emma Mitchell Richens/Timm : Mid America Region, USA		65.75/0.97	67.2/0.97	77/0.99	73.6/0.96	75/0.97	2.91	80/0.99	86.1/0.96	70/0.95	83/0.96	76/0.95	2.87	5.78								5.78	
120	(100T)	100(T)	Quinn Cormie Heavy Quinn : New England Region, USA		63.5/0.96	64.6/0.96	72.5/0.96	70/0.95	73.5/0.96	2.88	77.5/0.98	85.2/0.95	71.5/0.96	80.5/0.95	77.2/0.96	2.87	5.75								5.75	

# North American Irish Dance Championships 2026

## Final Result for Competition 7A - Girls Under 16 - A

WMH = World Medal Holder : OS = Overseas : WQ = World Qualifier : R = Recaller : Score = Judges marks : IP = Irish Points (Grid Score) : FTC = Failed To Complete



Card	Position @ recall	Final Place	Name/School	Status	ROUND 1 : Score/IP					1st Round Total (IP)	ROUND 2 : Score/IP					2nd Round total (IP)	Total IP for Rounds 1 & 2	ROUND 3 : Score/IP					3rd Round Total (IP) *	TOTAL IP *
					Brenda Boylan	Heather McClanahan	Jonathan McMorro	Patricia Murphy	Linda Pussak Anderson		Russell Beaton	Kerry-Anne Broderick	JJ Hester	Jackie O'Leary Fanning	Christina Ryan Kilcoyne			Caomhe Boylan McCormack	Marie Connell	Michael Kenny	Kathleen Maguire O'Shea	Kate Maguire McMorro		
163	(1007)	100(T)	Devin Powell Jackie Flynn Academy : Western Region, USA		70/0.98	62.4/0.95	72/0.95	73/0.95	72.5/0.95	2.85	70.5/0.95	85.85/0.96	78/0.98	87.2/6.5	77/0.96	2.9	5.75							5.75
191	(102)	102	Alice Rhoades Blackbird Academy : Mid America Region, USA		60.5/0.95	62/0.95	73/0.96	71.5/0.95	71.5/0.95	2.85	69/0.95	85/0.95	69/0.95	80.7/0.95	77/0.96	2.85	5.7							5.7
213	(103)	FTC	Jade Weller Mactir Academy : Mid America Region, USA		71.75/0.99	68.8/0.98	75/0.97	76.5/0.99	77.2/0.98	2.95	0/0	0/0	0/0	0/0	0/0	0	2.95							2.95