

North American Irish Dance Championships 2026



Results for Competition 12B : Girls Under 11 - B

Adjudicators

Round 1

Caoimhe Boylan McCormack
Michael Kenny

Marie Connell
Kathleen Maguire O'Shea

Katie Maguire McMorrow

Round 2

Peter Boylan
Alison Hampshire

Helan Greene
Sarah Irwin Groenewoud

Stephen McAteer

Round 3

Grace Ann Coyle
Rosetta McConomy Bradley


Isabella Fogarty
Alicia Mosti De Zevada

Kate O'Connor

North American Irish Dance Championships 2026

Final Result for Competition 12B : Girls Under 11 - B


WMH = World Medal Holder : OS = Overseas : WQ = World Qualifier : R = Recaller : Score = Judges marks : IP = Irish Points (Grid Score) : FTC = Failed To Complete

		Caoimhe Boylan McCormack		Marie Connell		Michael Kenny		Kathleen Maguire O'Shea		Katie Maguire McMorrow		1st Round Total (IP)		Peter Boylan		Helan Greene		Alison Hampshire		Sarah Irwin Groenewoud		Stephen McAleer		2nd Round total (IP)		Total IP for Rounds 1 & 2		ROUND 3 : Score/IP					3rd Round Total (IP) *		TOTAL IP *	
122	(1)	1	Jasmine Milligan * Kelly Hendry : North East Region, England	OS	95.5/65	96/100	87/75	91/100	92/100	275	92.5/62.5	95.5/65	98.2/100	87.5/53	94/100	227.5	502.5	98/100	90/100	90/53	82/60	97.5/65	225	727.5												
125	(3)	2	Saoirse Cremin Drake : Southern Region, USA	WQ	96/75	94.25/65	81/50	88.25/56	87.25/35	171	92.5/62.5	84/6	96/50	91/100	93/75	187.5	358.5	96.5/39	88.5/65	93/100	83/75	98.5/100	240	598.5												
171	(2)	3	Clodagh McCarron-Zylfiu * McCarron : Midlands Region, England/Wales	OS	97/100	95/75	88/100	87.75/42	91.1/65	240	93.5/100	93/47	91/31	88.5/60	77/20.5	138	378	97.4/56	83/38.5	90.5/56	75/25	94.75/43	137.5	515.5												
160	(5)	4	Alyssa Meaney McManus * Mulvenna Academy : Cuige Uladh, Eire	OS	94.5/60	93.75/53	86/65	89/65	90.75/56	181	90.25/45	96.5/100	96.75/60	81/23.5	86.25/37	142	323	97.8/75	87.5/56	91.5/65	78.25/30	94.25/39	160	483												
112	(4)	5	Ella Ganly Murray Academy : New England Region, USA	WQ	94/53	93.5/47	83/56	88/48.75	87.5/37	148.75	88/33	94.5/56	97.5/75	90/75	92/60	191	339.75	93.4/19	80/33	76/26	80/37	95/46	96	435.75												
132	(11)	6	Elsie Byrnes * Lorraine Duggan : Cuige Mumhan, Eire	OS	94.25/56	93.25/45	72.5/17	79/0.98	84.9/18.5	80.5	91.5/53	85.75/17	97/65	85.5/41	92.5/65	159	239.5	97.5/60	87/53	92/75	79.25/34	97.75/75	188	427.5												
149	(9)	7	Gabriella Molik Mullane Godley : Mid America Region, USA	WQ	92/43	94/60	79/38	86/30	85.6/26	111	89.25/38	88.25/31.5	96.2/53	89/65	88/41	132	243	97/50	88/60	91/60	81.25/50	88.25/33	160	403												
186	(8)	8	Charlotte Waldschmidt Clann Rioga : Ireland & USA	WQ	86.75/35	93.75/53	80/41	87/35	84.8/17	111	90.5/47	89.5/38	96.5/56	86/43	90/47	137	248	96.9/47	89/75	89/47	81.5/53	95.25/50	150	398												
164	(7)	9	Roisin Claire Donegan * Sylvan Kelly : Cuige Chonnacht, Eire	OS	93/47	92/38	84/60	87.5/38.5	91/60	145.5	91/50	88/30	95/41	77/7	87.5/39	110	255.5	97.1/53	86.5/50	82/37	74/23	95.75/56	140	395.5												
124	(6)	10	Lorelei MacLean Harney-Crawford Academy of Irish Dance : New England Region, USA	WQ	93.5/50	92.75/42	80.5/46	80/0.99	87.6/38.5	126.5	89.5/39	96/75	94.5/39	88/56	90.5/53	148	274.5	95/26	86/46	79/31	80.25/41	89/34	106	380.5												
185	(10)	11	Bridget Gunville Mullane Godley : Mid America Region, USA	WQ	88.5/37	91.75/37	82/53	88.5/60	88.1/50	140	92/56	88.5/33	95.5/45	81/23.5	76.5/18	101.5	241.5	95.9/34	82/36.5	83.5/41	73.5/22	95.5/53	111.5	353												
134	(14)	12	Nora Hiserodt Bell : Mid America Region, USA	WQ	92.5/45	88.75/30	75.5/28	90/75	88/47	122	90/43	87.25/26	87/22	76.7/6	90.25/50	91	213	95.5/31	86/46	89.5/50	80.75/45	94.5/41	132	345												
114	(12)	13	Mabel Hayes O'Hare (Illinois) : Mid America Region, USA	WQ	82.5/24.5	93.75/53	77/35	87/35	87.6/38.5	108.5	87/26.5	91/43	95.2/43	83.5/35	89.75/45	121	229.5	94/21	73/18	74/23	81/47	85/29	73	302.5												
189	(13)	14	Francesca Eliffe Harney-Crawford Academy of Irish Dance : New England Region, USA	WQ	86.5/34	83.75/17	63.5/0.98	81/4	86.5/31	52	93/75	95/60	83.2/6	86.5/47	91/56	163	215	96.8/45	79/30	78/29	77.5/28	84.75/28	87	302												
188	(18)	15	Cacelia Theobald Onórach Mulhern Geraghty : USA & Ireland	WQ	88/36	91.5/36	75/26	86/30	83/6	92	84.5/11.5	94/50	95.7/47	83/33	73/0.99	91.5	183.5	95.1/27	81/35	80.5/34	81.75/56	95/46	115	298.5												
139	(15)	16	Teagan Evans Sullivan-Stewart : New England Region, USA	R	81/20	85/20	68/1.5	88/48.75	91.5/75	88.75	88.5/35.5	94.3/53	86.2/19	86.7/50	81/32	117.5	206.25	96/35	80/33	71.5/18	78/29	84.5/27	89	295.25												
181	(19)	17	Felicity Jane Ferry McDade-Cara : Mid Atlantic Region, USA	R	86/33	92.5/39	80/41	87.75/42	89.9/53	122	82.5/5	81.25/1	87.5/24	76/3	89/43	32	154	96.2/36	83.5/41	82.5/38	80.2/39	94.1/38	115	269												
148	(16)	18	Caoimhe Reaney Clann Rioga : Ireland & USA	R	89.5/39	91/34	78/37	86.5/32	85.4/24	103	87.25/28	85.5/14.5	90/30	82.7/32	79.75/30	88	191	93.8/20	75/24.5	83/39	69.5/17	79.75/21	65.5	256.5												
120	(17)	19	Roisin Welch The Carson Academy : Southern Region, USA	R	83/27	82.75/12	77/35	83.75/21	87.8/43	83	88.5/35.5	89.25/37	85.5/16	84/37	85/35	107.5	190.5	90.9/15	74/22	75/24	69/15	78.5/18	55	245.5												
128	(20)	20	Aine Pasco De Barra Academy : Western Region, USA	R	75.25/1	92.75/42	76.5/32.5	88/48.75	85.8/27	101.5	85.5/16.5	79.5/0.99	85.2/14	77.5/9.5	79/29	40	141.5	94.6/23	82/36.5	78.5/30	79/33	84/26	89	230.5												
127	(27)	21	Violet Gomez Mullane Godley : Mid America Region, USA	R	82.75/26	91.25/35	80/41	87.25/37	86/29	101	76/0.99	85.25/12.5	83/5	82.5/31	73/0.99	18.49	119.49	96.3/37	80/33	84/43	79.5/35.5	94/37	109.5	228.99												
156	(21)	22	Holly McGovern O'Hare (Illinois) : Mid America Region, USA	R	68/0.98	83.5/15.5	64/0.99	84/22.5	84.5/16	32.49	87/26.5	86.75/21.5	93.7/37	83.2/34	86/36	96.5	128.99	96.7/43	78/27.5	80/33	80.1/38	80.25/23	98.5	227.49												
150	(29T)	23	Hope Jesop Southern Irish Dance : Southern Region, USA	R	78/7	75.25/0.98	75/26	82/12	87.9/45	45	76.75/0.99	87.75/29	92.5/34	86.2/45	74.5/7	70	115	96.4/38	83/38.5	81/35	82.5/65	87/30	111.5	226.5												
135	(33)	24	Ryleigh Rose Quigg McDade-Cara : Mid Atlantic Region, USA	R	91/41	86.25/24	77/35	83.25/19	79/0.98	78	74.5/0.98	78.75/0.98	84.7/12	74/0.99	86.5/38	13.97	91.97	95.8/33	84/43	86/45	83.5/100	93/36	124	215.97												
158	(28)	25	Alana McNulty Harney-Crawford Academy of Irish Dance : New England Region, USA	R	82/22.5	87.5/27	69/3.5	86.75/33	84/12	61.5	84.25/10	87.1/24	86.7/21	83.7/36	73.25/1	55	116.5	96.6/41	79/30	81.5/36	78.5/31	88/32	99	215.5												

North American Irish Dance Championships 2026

Final Result for Competition 12B : Girls Under 11 - B


WMH = World Medal Holder : OS = Overseas : WQ = World Qualifier : R = Recaller : Score = Judges marks : IP = Irish Points (Grid Score) : FTC = Failed To Complete

								1st Round Total (IP)						2nd Round total (IP)	Total IP for Rounds 1 & 2						3rd Round Total (IP) *	TOTAL IP *		
			Caoinhe Boylan McCormack	Marie Connell	Michael Kenny	Kathleen Maguire O'Shea	Katie Maguire Mc Morrow		Peter Boylan	Helan Greene	Alison Hampshire	Sarah Irwin Groenewoud	Stephen McAleer			Grace Ann Coyle	Isabella Fogarty	Rosetta McEconomy Bradley	Alicia Mosti De Zevada	Kate O'Connor				
Card	Position @ recall	Final Place	Name/School	Status	ROUND 1 : Score/IP					ROUND 2 : Score/IP					ROUND 3 : Score/IP									
179	(22)	26	Catherine Galvao Harney-Crawford Academy of Irish Dance : New England Region, USA	R	89/38	89/31	76/30	85.75/28	87.7/41	99	86/20.5	84.5/8	93.5/36	71.5/0.98	69/0.98	29.48	128.48	95.2/28	73.5/19.5	75.5/25	77/27	96.25/60	80	208.48
174	(25T)	27	Aislin Ploessl Beglan Academy : Mid America Region, USA	R	77.5/5	80.25/1.5	73/19.5	80/0.99	86.9/33	26	89.75/41	89.75/39	89.7/29	80/18.5	78/26	94	120	97.7/65	78/27.5	73.5/22	74.5/24	90/35	86.5	206.5
113	(25T)	28	Ginny Braithwaite Mattierin : Western Region, Canada	R	84/29.5	83.25/14	74/23	80/0.99	82.1/1	38	88.25/34	90.5/41	89/27	80.5/21	73.5/1	82	120	91.5/17	75/24.5	77/28	80.5/43	80/22	74.5	194.5
146	(24)	29	Sloane Papaleo Shea-Jennings : Mid Atlantic Region, USA	R	80/16.5	88/28	71/10	82.75/16	85.9/28	60.5	78.25/1	86.75/21.5	91.5/32	78/12.5	78/26	60	120.5	94.8/24	73.5/19.5	72.5/20	69.75/18	78/17	57.5	178
118	(23)	30	Fiona Hunt McDade-Cara : Mid Atlantic Region, USA	R	77.5/5	82.25/10	67.5/1	84.25/24	87/34	39	87.5/29.5	89/35.5	92/33	72.5/0.98	77/20.5	83	122	90.5/14	65/13	71/17	70/19	79.5/20	50	172
178	(37)	31	Quinn D'Alesio Short : Eastern Region, Canada	R	81.5/21	80.75/3.5	71.5/12	87/35	85/20.5	53.5	82/3.5	86/18	94/38	74.5/0.99	70.5/0.98	22.49	75.99	95.7/32	76/26	79.5/32	76/26	87.75/31	89	164.99
141	(36)	32	Shea Sweeney Egan School Ohio : Mid America Region, USA	R	77/2	82/9	66/0.99	86/30	85.3/23	34	87.75/31.5	84.25/7	82.5/4	81.2/25.5	77/20.5	53	87	95.3/29	74/22	73/21	78.75/32	76/13.5	72	159
166	(34)	33	Selena Suer McGing : Mid America Region, USA	R	79.75/15	90/33	71/10	80.25/1	79.75/0.98	26	81/2	87.5/27	93/35	85/39	72.5/0.99	64	90	95.4/30	70/14.5	76.5/27	69.25/16	83/25	68	158
161	(29T)	34	Charlotte Dalziel The Carson Academy : Southern Region, USA	R	68.5/0.99	79/1	74/23	81.25/8	86.75/32	32	84.75/13	89/35.5	87.7/25	82/30	78.5/28	83	115	90/13	74/22	70/13.5	67/13	76.75/15	41.5	156.5
117	(31)	35	Lydia Horvat Griffith Academy : New England Region, USA	R	78.25/8	79.75/1	69.5/5.5	84.5/25	83.8/8.5	22	86.5/24	87/23	88/26	75/1	84/33	73	95	92.3/18	70/14.5	72/19	79.5/35.5	80.5/24	61	156
121	(32)	36	Ava Brady Brady Academy : Western Region, Canada	R	82.5/24.5	80.75/3.5	69.5/5.5	80/0.99	85.1/22	31	89/37	91.5/45	74/0.98	78.5/14	75/11	62	93	91/16	72/16.5	70/13.5	72/20	79/19	51.5	144.5
131	(35)	37	Keller Prinz Onórach Mulhern Geraghty : USA & Ireland	R	72/0.99	86.5/25	66.5/0.99	84/22.5	86.4/30	48.49	78/0.99	85.5/14.5	89.2/28	80.2/20	74.5/7	41.5	89.99	94.4/22	79/30	70.5/16	68/14	77/16	54	143.99
163	(38)	38	Addison Wise Drake : Southern Region, USA	R	74/0.99	77/0.99	62/0.98	80/0.99	80/0.99	2.97	85.75/18.5	83/3	87.2/23	81.5/27.5	84.5/34	69	71.97	94.9/25	72/16.5	70.25/15	73/21	76/13.5	52.5	124.47
152	(39)	39	Logan Martens Onórach Mulhern Geraghty : USA & Ireland		79.25/12	88.5/29	67/1	83.5/20	83.8/8.5	40.5	80.5/1	88.75/34	83.5/7.5	80.7/22	71.5/0.99	30.5	71						71	
140	(40)	40	Kate Pearce Costello Irish Dance : Eastern Region, Canada		79/11	76/0.99	70/7.5	85/27	80/0.99	19.49	76.5/0.99	86.25/19	84.2/10	79.5/17	77.5/23.5	46	65.49						65.49	
147	(41)	41	Vivian Constantine Harney-Crawford Academy of Irish Dance : New England Region, USA		82/22.5	84/18	74/23	83/17.5	84/12	58	77.75/0.99	80.25/0.99	82.2/3	84.5/38	74/3	6.99	64.99						64.99	
159	(42)	42	Cora Brunton O'Malley : Mid Atlantic Region, USA		68/0.98	80/1	67/1	80/0.99	80.2/0.99	2.98	87.5/29.5	88.25/31.5	85.25/15	77.2/8	75.5/13.5	58	60.98						60.98	
162	(43)	43	Anna Condon * Joanne Kavanagh Academy : Cuige Laighean, Eire		83.5/28	79.5/1	69/3.5	83/17.5	85/20.5	41.5	73.5/0.98	85.7/16	81.7/1	74.2/0.99	77/20.5	17.99	59.49						59.49	
119	(44)	44	Lily Reynolds McDonald : Mid Atlantic Region, USA		76.5/1	79.25/1	64/0.99	79/0.98	82/1	2.99	85/14.5	86.5/20	86/18	81.5/27.5	73.5/1	52.5	55.49						55.49	
138	(45)	45	Nora Welander Beglan Academy : Mid America Region, USA		70/0.99	87/26	72/14.5	80/0.99	82/1	16.49	86.5/24	81.5/1	84.5/11	77.7/11	76/16	38	54.49						54.49	
136	(46)	46	Molly Price Harney-Crawford Academy of Irish Dance : New England Region, USA		74.5/1	78.25/0.99	76/30	82/12	87.3/36	43	84/8.5	77.25/0.98	84/9	73.5/0.99	72/0.99	10.48	53.48						53.48	
133	(47)	47	Georgia Rose Tyler Kavanagh Porter: USA & Ireland		80/16.5	86/23	76.5/32.5	80/0.99	82.9/3	42.5	83.5/7	82.25/2	77.7/0.99	81.7/29	73/0.99	9.99	52.49						52.49	
157	(48)	48	Kiley Franklin Murphy Academy : New England Region, USA		76/1	81/5	68/1.5	81/4	80/0.99	6.5	86.25/22	87.7/28	75.7/0.99	79/15.5	74.5/7	44.5	51						51	
123	(49)	49	Kathryn Nally Bailey Murray Academy : Mid America Region, USA		69.5/0.99	72.5/0.98	80.5/46	88/48.75	77/0.98	47.97	85.5/16.5	81/0.99	71.2/0.98	75.5/1	72/0.99	2.98	50.95						50.95	
173	(50)	50	Emma Schrimsher Goodwin : Mid Atlantic Region, USA		80.5/18.5	85.5/22	71/10	81.75/10	84/12	40.5	75/0.98	80.25/0.99	75.20/99	75.5/1	74.5/7	2.98	43.48						43.48	

North American Irish Dance Championships 2026

Final Result for Competition 12B : Girls Under 11 - B

WMH = World Medal Holder : OS = Overseas : WQ = World Qualifier : R = Recaller : Score = Judges marks : IP = Irish Points (Grid Score) : FTC = Failed To Complete

																									
		Caoinhe Boylan McCormack	Marie Connell	Michael Kenny	Kathleen Maguire O'Shea	Katie Maguire McMorror	1st Round Total (IP)	Peter Boylan	Helan Greene	Alison Hampshire	Sarah Irwin Groenewoud	Stephen McAleer	2nd Round total (IP)	Totatl IP for Rounds 1 & 2	Grace Ann Coyle	Isabella Fogarty	Rosetta McConomy Bradley	Alicia Mosti De Zevada	Kate O'Connor	3rd Round Total (IP) *	TOTAL IP *				
Card	Position @ recall	Final Place	Name/School	Status	ROUND 1 : Score/IP				ROUND 2 : Score/IP					ROUND 3 : Score/IP											
144	(51)	51	Madison Nagle DeNogla Academy : Mid Atlantic Region, USA		85/32	83/13	73/19.5	81/4	83/6	38.5	80/1	77.5/0.98	80.5/1	73/0.99	80/31	2.99	41.49								41.49
155	(52)	52	Mackenzie Culbert Knock O'Hogan Irish Dance : Western Region, Canada		55/0.98	85.25/21	60/0.98	80/0.99	70/0.98	2.95	86.5/24	83.75/5	83.5/7.5	81.2/25.5	74/3	36.5	39.45								39.45
151	(53)	53	Summer Lily Ellis McDade-Cara : Mid Atlantic Region, USA		73/0.99	89.5/32	66/0.99	81/4	84/12	16.99	85.75/18.5	85.25/12.5	82/2	75/1	74.5/7	21.5	38.49								38.49
170	(54)	54	Vivian Simpson Ardan Academy : Mid America Region, USA		66/0.98	70/0.98	73/19.5	79/0.98	79.9/0.98	2.94	72/0.98	79/0.99	86.5/20	80/18.5	76/16	35.49	38.43								38.43
187	(55)	55	Rita Shatz Michael Patrick Gallagher : Western Region, USA		79.5/13.5	81.5/7	72/14.5	80/0.99	82.9/3	23.5	85/14.5	82/1	81/1	76.5/4.5	73.5/1	6.5	30								30
153	(56)	56	Natalie Clemenzi Murray Academy : New England Region, USA		78.5/10	75/0.98	65/0.99	80.5/1	84.2/15	11.99	86/20.5	81.2/1	80/1	71.2/0.98	76/16	18	29.99								29.99
182	(57)	57	Kaelyn McLaughlin Aisling Mor Academy : Mid Atlantic Region, USA		78.4/9	84.5/19	63.5/0.98	82.5/15	80/0.99	24.99	79/1	84.75/9	77.5/0.99	73.5/0.99	74/3	4.99	29.98								29.98
175	(58)	58	Amelia Campbell Wongsant Heritage Irish Dance Company : Mid Atlantic Region, USA		84/29.5	78.5/0.99	65/0.99	82.25/14	84/12	26.99	84.5/11.5	79.25/0.99	79/1	69.5/0.98	71/0.98	2.97	29.96								29.96
142	(59)	59	Vivienne Knight Dillon-Gavin : Mid America Region, USA		70/0.99	73/0.98	67/1	82/12	81.6/0.99	2.98	77/0.99	85/10.5	85.7/17	74.5/0.99	75.5/13.5	24.99	27.97								27.97
183	(60)	60	Maleah Bomsta Shelley : Western Region, USA		70.25/0.99	74/0.98	64.5/0.99	80.25/1	81/0.99	2.97	77/0.99	85/10.5	71/0.98	79/15.5	75/11	22.49	25.46								25.46
126	(61)	61	Irelyn Bolser McGing : Mid America Region, USA		84.5/31	83.5/15.5	61/0.98	79/0.98	80/0.99	17.47	82/3.5	79.75/0.99	79.7/1	76.5/4.5	72.5/0.99	5.49	22.96								22.96
176	(62)	62	Elizabeth Marchal Richens/Timm : Mid America Region, USA		77.5/5	81.75/8	63/0.98	81/4	85.5/25	17	78/0.99	80/0.99	73/0.98	73/0.99	73/0.99	2.97	19.97								19.97
165	(63)	63	Fiona Mary McFalls McDade-Cara : Mid Atlantic Region, USA		71/0.99	74.25/0.98	73/19.5	81.5/9	83/6	15.99	76/0.99	81.5/1	78/0.99	72/0.98	68/0.98	2.96	18.95								18.95
129	(64)	64	Grace Skovgaard-Kent Ticalie Academy : Western Region, Canada		79.5/13.5	76.5/0.99	65.5/0.99	87.5/38.5	82.75/1	15.49	73/0.98	81.75/1	70/0.98	75.7/2	71/0.98	2.96	18.45								18.45
172	(65)	65	Emma Cirasunda Rose Courtney Irish Dance : Western Region, USA		66/0.98	73.5/0.98	72/14.5	80/0.99	82/1	2.97	76/0.99	78/0.98	76/0.99	78/12.5	77.5/23.5	14.48	17.45								17.45
167	(66)	66	Evelyn Metzger Mullane Godley : Mid America Region, USA		76.5/1	80.25/1.5	75/26	79.75/0.98	81/0.99	3.49	84/8.5	83.5/4	85/13	70/0.98	69/0.98	13.48	16.97								16.97
169	(67)	67	Maura Krone Onórach Mulhern Geraghty : USA & Ireland		74/0.99	82.5/11	72/14.5	80/0.99	80/0.99	12.98	75/0.98	80.5/0.99	76.7/0.99	75/1	71/0.98	2.96	15.94								15.94
116	(68)	68	Juliette Brooks Emerald Isle : Mid Atlantic Region, USA		80.5/18.5	81.25/6	66.5/0.99	80/0.99	82.9/3	9.99	74/0.98	78.5/0.98	73.2/0.98	74.7/0.99	71.5/0.99	2.95	12.94								12.94
145	(69)	69	Amalia Green Kinsella : Mid America Region, USA		68/0.98	72/0.98	70/7.5	84.75/26	80/0.99	9.47	87.75/31.5	76.75/0.98	77/0.99	75.2/1	73.25/1	2.99	12.46								12.46
180	(70)	70	Julia Reed Murphy Irish Arts Center : Mid America Region, USA		70.5/0.99	71.5/0.98	61/0.98	75/0.98	79.5/0.98	2.94	83/6	80.75/0.99	73.7/0.98	70.5/0.98	78/26	7.97	10.91								10.91
137	(71)	71	Piper Goodenow Inishfree Texas : Southern Region, USA		77.25/3	75.75/0.99	62/0.98	81/4	77/0.98	4.97	75.25/0.98	75.25/0.98	69.5/0.98	68.5/0.98	73.5/1	2.94	7.91								7.91
115	(72T)	72(T)	Emily Ferguson Knock O'Hogan Irish Dance : Western Region, Canada		63/0.98	77.5/0.99	60/0.98	79/0.98	84.9/18.5	2.95	79.5/1	76/0.98	75/0.99	77.5/9.5	70/0.98	2.97	5.92								5.92
154	(72T)	72(T)	Etta Maree De Barra Academy : Western Region, USA		60/0.98	78/0.99	63/0.98	81/4	80/0.99	2.96	74.5/0.98	87.2/25	78.2/0.99	74/0.99	70/0.98	2.96	5.92								5.92
168	(74T)	74(T)	Lily Murray Corda Mor : Mid America Region, USA		66/0.98	75.5/0.99	67/1	79.5/0.98	82/1	2.97	71/0.98	77/0.98	72/0.98	71/0.98	75/11	2.94	5.91								5.91
177	(74T)	74(T)	Olivia Norton De Barra Academy : Western Region, USA		61/0.98	78.75/0.99	76/30	80.75/1	79/0.98	2.97	77.5/0.99	72/0.98	70.2/0.98	69/0.98	66/0.98	2.94	5.91								5.91