

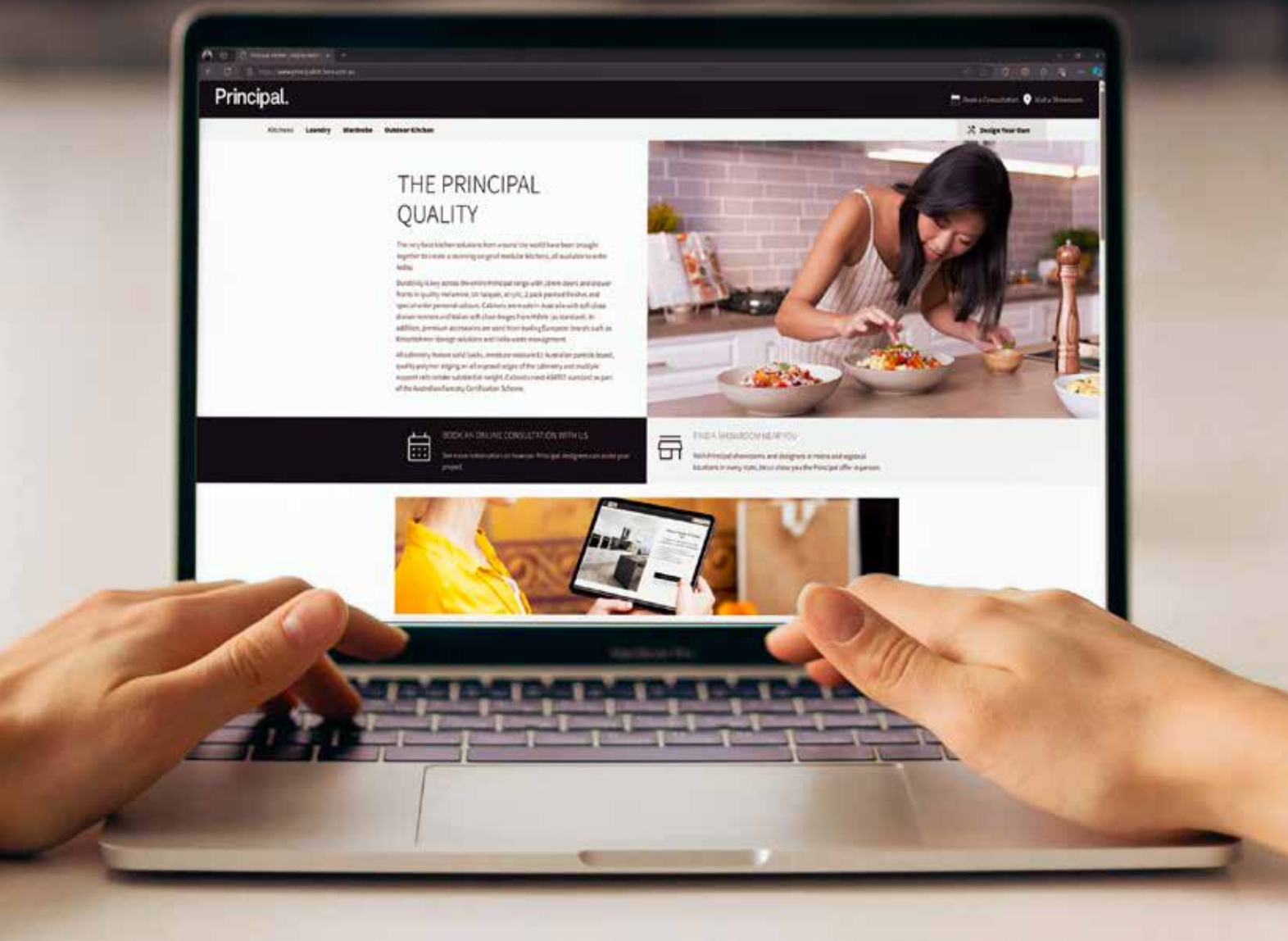


Principal.

2025 / 26

Principal.

Are you ready to plan your new kitchen?



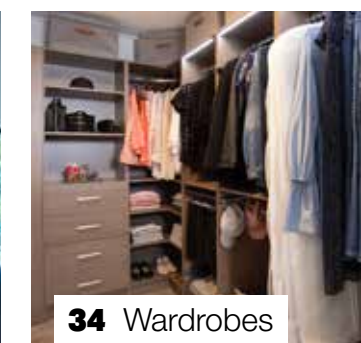
Planning.

Plan yourself or ask for design assistance.

Visit principalkitchens.com.au to learn more about designing your own space or requesting assistance from a member of our design team – available nationally. Measure your space and plan your new Kitchen, Bathroom, Laundry or Wardrobe project using our online Planner tool. Create your room, choose YOUR style, add elements - once it's complete you can print it out as a shopping list to take into your local store to order.



10 Kitchens



34 Wardrobes



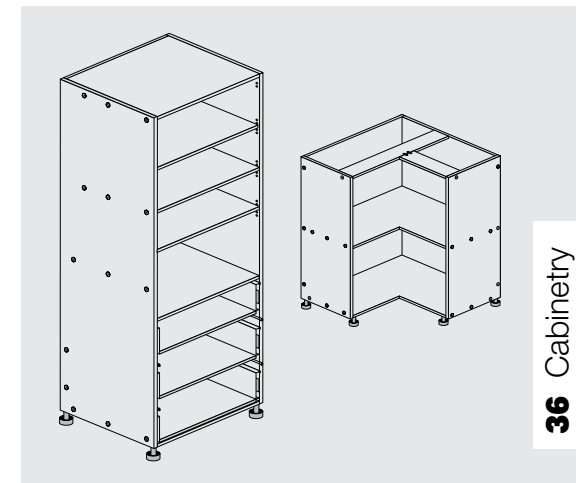
33 Laundry



35 Vanities



42 Kitchen Accessories



36 Cabinetry



30 Lighting

Contents.

04 Introduction to Principal

06 Principal Door Ranges

08 Desire Painted Doors

09 Desire Tempo Doors

10 Principal Kitchens

21 Principal Open Shelving

22 Benchtops

30 Häfele Lighting

32 Splashbacks

33 Principal Laundry

34 Principal Wardrobes

35 Principal Vanities

36 Principal Cabinetry

42 Kitchen Accessories

46 Decorative Handles

48 Häfele Appliances

50 Häfele Sinks and Taps

56 Planning Tips

60 Design Space

61 Delivery & Install

62 Warranty Information

63 Essentials Checklist

Australian made cabinets - It's your decision.

The finest kitchen solutions from around the globe are at your fingertips, ready to be ordered today. Our range of modular kitchens combines durability with elegance, featuring doors and drawer fronts in high-quality materials like 2 pac paint, UV lacquer and melamine, along with custom colour options. Australian-made cabinets, soft-close drawers, and Italian hinges are just the beginning of our meticulous attention to detail.

Ready to Assemble

Every aspect of our kitchens is designed with contemporary living in mind. From clever storage solutions to the latest finishes, Principal Kitchens sets a new standard in design trends. Explore our durable benchtops and complete your space with our selection of sinks and tapware. With styles ranging from traditional to ultra-modern, there's inspiration for everyone.

Ease of Installation

Assembling and installing your Principal kitchen is straightforward, with all necessary hardware included in our cabinet packs. You won't need to make separate purchases for hinges, runners, screws, or cabinet feet.

The Environment

At Principal Kitchens, we're dedicated to environmental stewardship and minimizing our impact on natural resources. We adhere to high environmental standards, using E1 low-emission rated materials and ensuring all cabinetry meets the AS4707 standard as part of the Australian Forestry Certification Scheme.

Our Warranty

Your kitchen is the heart of your home, and we stand behind it with a 10-year guarantee. Our Australian made cabinetry is built to last, featuring solid backs, moisture-resistant Australian particle board, and quality edging. The substantial support rails are designed to bear significant weight, ensuring your kitchen can handle the demands of modern living.

<https://principalplanner.mitre10.com.au>
<https://www.principalkitchens.com.au/book-appointment>

With You All the Way

Our team of expert designers is ready to guide you in selecting the perfect kitchen for your home and lifestyle. They're well-versed in every detail of our kitchens, ensuring you receive the best advice right from the start.

Finest Quality Finishes

We pride ourselves on the quality of our finishes, with doors and drawer fronts available in a variety of materials and the finest hardware from brands like Häfele and Kesseböhmer. The substantial thickness of our doors adds a premium feel to every kitchen.

Hardware.

Principal is partnered with Häfele to deliver you Premium European hardware and Accessories.

Step into a world of premium hardware options for your new kitchen, wardrobe, or laundry, as Principal and Häfele join forces. With a remarkable 100-year legacy, Häfele is a globally renowned brand synonymous with top-quality cabinet hardware. We're thrilled to offer their premium soft close hardware options, perfectly tailored to complement the superior craftsmanship of the Principal range. Trust in the expertise and excellence that this partnership brings to enhance your living spaces.



Soft close Italian hinges.

Say farewell to noisy disruptions with our soft close hardware, designed to deliver graceful and silent closing motions for both drawers and doors. Our meticulously crafted premium components ensure smooth and gentle closures. Embrace the tranquility and elegance that soft close hardware brings to your kitchen and where slamming sounds become a thing of the past.



High-quality hinges and runners, no extra cost.

Experience exceptional quality in our Principal range with complimentary, premium hinges and runners. Crafted with precision, these superior components offer durability and seamless operation, adding a touch of luxury to your kitchen at no additional expense. Enjoy unparalleled functionality and aesthetics without stretching your budget.



Soft close drawers.

Elevate the aesthetics of your kitchen with our metal sided drawers, showcasing a double wall design that discreetly hides the runners from view, resulting in a sleek and uncluttered appearance. Enjoy the added touch of luxury as our drawers come standard with soft-close hardware, ensuring gentle and silent closure for a seamless experience.




Principal Door Range.

Principal doors feature three finishes: 2 pack paint, UV lacquer and melamine.


Painted doors – are sprayed in a spray booth on a smooth coated MDF board with a 2 part paint and then baked.

UV lacquer doors – Ultraviolet coating is a very glossy coating applied to the doors and then cured using Ultraviolet light.


Melamine doors – is a decorative paper glued onto MDF board available in square edges




Metro - White Matt
Premium Melamine




Mission Beach -
White Gloss UV Lacquer



Newport - White
Gloss 2 Pack Paint




Kirra - White
Satin 2 Pack Paint



Shaker Profile - White
Satin 2 Pack Paint



Hampton - White
Gloss 2 Pack Paint



Purity JPull - White
Gloss 2 Pack Paint




JPull White -
Satin 2 Pack Paint



Grigio Pietra -
Supermatt UV Lacquer



Antracite -
Supermatt UV Lacquer



Grigio Seta -
Supermatt UV Lacquer



Showcase - White Gloss
Clear Glass 2 Pack Paint



Vista - White Satin
Clear Glass 2 Pack Paint

See pages 10-20 for additional information and images on the Principal Door Range.

Glass Door Styles.



Showcase.

White Gloss, Clear Glass 2 Pack Paint

The Showcase overhead doors feature 4mm toughened glass, a gloss white finish frame crafted and made in Italy.

Paired here with the Principal Hampton doors, this style will give your kitchen an elegant and unique look.

Available for 300mm, 400mm and 450mm short wall cabinets only.



Vista.

White Satin, Clear Glass 2 Pack Paint

The Vista Single pane glass door is a timeless kitchen style and is immediately obvious why its appeal never diminishes. A classically styled white satin finish suits the Kirra & Shaker door finish crafted and made in Italy.

Available for 300mm, 400mm and 450mm short wall cabinets only.



Desire Painted Door Range - Made to order.

Unlimited Colour Possibilities

Choose from 4 timeless door designs, available in any Dulux or Wattyl colour. Each door is finished in your choice of matt, satin and gloss, using our premium 2-pack painted system — delivering a durable, high-quality finish made to last.

Care instructions

Our 2 Pack painted doors are crafted for durability and backed by a 10-year warranty. We recommend using a microfibre cloth and mild detergent for cleaning and avoid abrasive materials.




Shaker



Hampton



J-Pull




Slab

Desire Tempo Melamine Door Range - Made to order.

Step 1: Choose your door profile



Square edge



Aluminium J-Pull



Black Anodised J-Pull

Features

- Durable, hygienic and low maintenance solution
- Scratch and moisture resistance
- 1mm PVC Edging
- 18mm Thickness
- Australian Made
- 7 Year warranty

Step 2: Choose your door finish

A seductive variety of timeless neutral colours and decorative finishes are offered in the Desire Tempo Melamine doors & panels range.

Pick from three premium melamine finishes:

Ultramatt - Soft-touch, non-reflective, modern surface that's easy to maintain and scuff and fingerprint resistant.



Evergreen Ultramatt



Navy Ultramatt



Black Ultramatt



Sterling Ultramatt



Mink Ultramatt



Jasmine Ultramatt



Lava Ultramatt

Woodmatt - A subtle fine timber inspired texture that is durable and low maintenance.



Prime Oak Woodmatt




Tasmanian Oak Woodmatt




Australian Native Woodmatt



Black Woodmatt



District Oak Woodmatt



Blackened Oak Woodmatt



Blonde Oak Woodmatt



Ecru Oak Woodmatt



Boston Oak Woodmatt



Hazel Oak Woodmatt



Laurel Oak Woodmatt



Botany Oak Woodmatt



Bronzed Oak Woodmatt



Rubra Oak Woodmatt



Manor Oak Woodmatt



Society Oak Woodmatt

Ravine - Sophisticated deep embossed timber-inspired texture with the durability of melamine.



Natural Oak Ravine



Maison Oak Ravine

Metro.

White Matt Premium Melamine Doors and Panels

Classic - Contemporary - Economical
This white melamine door with its subtle texture matt finish will suit a variety of applications and styles without breaking your budget. It boasts a robust edging to suit various environments. It provides the perfect blank canvas to personalise and accessorise to suit your style.



Image represents Principal cabinets and doors. Other products and accessories are for illustrative purposes only.

Mission Beach.

Mission Beach - White Gloss UV Lacquer Doors and Panels

Classic - Timeless with an Edge
This classic gloss white lacquer door never goes out of style and along with its laser cut edging makes this a great robust and economical choice. The UV lacquer finish provides added protection from sunlight. It will add a fresh feel to your space and theme.



Image represents Principal cabinets and doors. Other products and accessories are for illustrative purposes only.

Newport.

Newport - White Gloss 2 Pack Paint Doors and Panels

Classic - Modern - Light & Bright

This 2-pack painted gloss white door is the ultimate to create a crisp fresh modern look in a timeless white which is appealing to a broad range of styles and tastes. It provides the perfect blank canvas to personalise and accessorise to suit your style.



Image represents Principal cabinets and doors. Other products and accessories are for illustrative purposes only.

Kirra.

Kirra - White Satin 2 Pack Paint Doors and Panels

Contemporary - Coastal - Scandi - Modern Classic

This versatile 2-pack door with its sleek clean lines and satin finish will create a light and airy feel. It suits many kitchen styles including contemporary, modern, coastal and scandi themes. Team it with a second door colour on wall cabinets for a striking contrast.




Image represents Principal cabinets and doors. Other products and accessories are for illustrative purposes only.

Shaker.

Shaker - White Satin 2 Pack Paint Doors and Panels

Shaker - Modern Farmhouse - Soft Coastal - Hamptons Style

This popular classic door suits various kitchen styles with its crisp white satin finish. Add other finishes, colours and accessories to create the theme for your dream kitchen style.



Image represents Principal cabinets and doors. Other products and accessories are for illustrative purposes only.

Hampton.

Hampton - White Gloss 2 Pack Paint Doors and Panels

Traditional - Provincial - Modern Country - Classical

This classical white gloss door can suit a variety of kitchen styles. The 2-pack painted door is classically styled with an elegantly cut detail and raised centre panel that commands attention.




Image represents Principal cabinets and doors. Other products and accessories are for illustrative purposes only.

Purity.

Purity - White Gloss 2 Pack Paint Doors and Panels

Modern - Sleek - Sophisticated - Minimal

Create a modern, sharp looking kitchen with this 2-pack painted door in high gloss white. The integrated J-Pull handle gives a sleek appearance and avoids the need for separate handles. The Purity gloss door can create a sophisticated designer look or add woodgrain finishes to your colour palette to bring a sense of warmth and character to your space.



Image represents Principal cabinets and doors. Other products and accessories are for illustrative purposes only.

J-Pull White.

J-Pull White - Satin 2 Pack Paint Doors and Panels

Contemporary - Coastal - Scandi - Minimal

Enhance the beauty of your home with the timeless elegance of a smooth satin finish in white. The integrated J-Pull handle gives a sleek appearance and avoids the need for separate handles. Create a sense of luxury to your interior. This door suits various styles and pairs beautifully with woodgrains or an accent colour for the wall cabinetry.




Image represents Principal cabinets and doors. Other products and accessories are for illustrative purposes only.

Grigio Pietra.

Grigio Pietra - Supermatt UV Lacquer Doors and Panels

Contemporary - Coastal - Modern Elegance

Bring a refined modern elegance to your space with the Grigio Pietra door, which means 'Dark Grey' in Italian. The silk-effect feel of the supermatt finish is a delight to touch. This door colour pairs beautifully with white accents for a fresh understated look.



Image represents Principal cabinets and doors. Other products and accessories are for illustrative purposes only.

Antracite.

Antracite - Supermatt UV Lacquer Doors and Panels

Urban - Industrial - Modern Contemporary

Create a dark moody vibe or pair this door with woodgrains and white for a stunning modern aesthetic. This stand out soft black colour with a supermatt finish lends itself to urban and industrial themes.



Image represents Principal cabinets and doors. Other products and accessories are for illustrative purposes only.

Grigio Seta.

Grigio Seta - Supermatt UV Lacquer Doors and Panels

Coastal - Contemporary - Scandi
The Grigio Seta door meaning 'Light Grey' in Italian will give a beautiful softness to your space. Combining the hint of colour with the soft-touch supermatt finish will compliment a variety of spaces and colour themes. Try the addition of a woodgrain or secondary colour to enhance your look.



Image represents Principal cabinets and doors. Other products and accessories are for illustrative purposes only.

Open Shelving.

Enhance your Kitchen's storage possibilities with the new range of Desire Tempo Open Shelves by Principal. This functional and stylish design feature can seamlessly integrate with Tall Wall and Short Wall cabinets, adding more personality to your kitchen.

Open Shelving in the Kitchen can be a fantastic way to create a more open, airy, and modern look. Available in all Desire Tempo colours, Principal Open Shelving not only provides practical storage but also allows you to display your favourite dishes, cookbooks, and decorative items.



Image represents Principal cabinets and doors. Other products and accessories are for illustrative purposes only.

polytec

Laminate Benchtops.

Laminate benchtops are designed for applications such as kitchen benchtops, counter tops, bathroom vanities and laundry benchtops where a durable decorative surface is required.

Our laminate benchtop range is:

- Tough and durable
- Resistant to cracking and chipping
- Moisture resistant E0 (lightweight) LDF substrate
- Available in 21mm and 33mm
- Available in Gloss, Matt and Smooth finishes
- Available in a maximum of 3600mm lengths x 1200mm widths
- Made in Australia
- Many more colours and finishes available



Athena Stone
Smooth Finish



Bernini Marble
Smooth Finish




Calacutta D'oro
Smooth Finish



Calacutta Grey
Smooth Finish




Catalina Marble
Smooth Finish



Grey Cement
Smooth Finish



Navona Stone
Smooth Finish



Portland Stone
Smooth Finish



Dark Cement
Smooth Finish



Desideria Marble
Smooth Finish



Tunisia Stone
Smooth Finish



White Cement
Smooth Finish



Boston Oak
Woodmatt Finish



Society Oak
Woodmatt Finish




Bronzed Oak
Woodmatt Finish


Laminate Benchtops.



Agave
Smooth Finish




Botanic
Smooth Finish



Black
Woodmatt / Matt Finish



Cosmic Granite
Smooth Finish



Blanco Marquina
Matt Finish




Oasis
Smooth Finish



Ochre Figured Wood
Smooth Finish



Charcoal Fabrini
Matt Finish



Forage
Smooth Finish



Marmo Di Torre
Smooth Finish




Florentine Walnut
Woodmatt Finish




Fontaine
Matt Finish



Pallido
Smooth Finish



Classic White
Matt Finish



Onyx Figured Wood
Smooth Finish




Nero Granite
Matt Finish



Notaio Walnut
Woodmatt Finish



Topiary
Smooth Finish



Natural Oak
Matt Finish




Provincial Limestone
Smooth Finish



Portofino Stone
Smooth Finish



Prime Oak
Woodmatt Finish



Tasmanian Oak
Woodmatt Finish



Pearl Fabrini
Matt Finish



Temple Stone
Matt Finish


SilkSurface™ Benchtops.

Combining the appeal and durability of natural stone, SilkSurface is an installer-friendly alternative to engineered stone
100% Silica free, easy to Clean with no risk of stains, and Heat Resistant for cooktop areas.

Dive into a world of sophistication and style with our collection of SilkSurface colours. Each hue has been curated to elevate your space with a touch of luxury and refinement.

Whether you’re envisioning a serene sanctuary or a vibrant statement, our SilkSurface Colour Book offers endless possibilities.

- Available in 20mm and 40mm
- 10 Year warranty
- 100% Silica free
- Easy to clean (no risk of stains / non-porous surface)
- Heat resistant



Arctic White
Standard



Bianca Granite
Standard




Star Dust
Standard



White Crystal Boulder
Standard




Canvas Mist
Deluxe



Sandora
Standard



Silversnow
Standard



Bianco Pearl
Deluxe



Calcutta Snow
Deluxe



Carrara
Deluxe



Cobblonite
Deluxe




Grigio Stone
Deluxe



Lapis Saltl
Deluxe



Moonstone
Deluxe



Organica
Deluxe

SilkSurface™ Benchtops.



Alabastera
Infinity



Bronzite
Infinity



Ice Nuovo
Infinity



Luminice
Infinity



Lustra Silk
Infinity



Opalora
Infinity




Riverina
Infinity



Silk Whisper
Infinity



Stratiss Nuovo
Infinity



Terramoss
Infinity



Terranite
Infinity



Topaz
Infinity



Fluted island back panel

IMPACT

CUSTOMISED BENCHTOPS

Mirostone® benchtops.

Mirostone® is a range of 20mm durable solid surface benchtops that have all the beauty and feel of natural stone combined with exceptional practicality.

Mirostone® is the perfect surface for domestic kitchens, but is equally at home in the bathroom or bedroom.

Mirostone® can be safely installed in your home using standard woodworking tools so therefore successfully avoids all the time consuming delays and inconvenience of other surfaces.


Mirostone® is a modified acrylic meaning unlike stone composites and other surfaces in the market, it can be repaired and renewed with ease.



Colour Range.



Capri
Standard Benchtop




Aspen White
Standard Benchtop



Iconic Sand
Standard Benchtop



Ash Fall
Premium Benchtop



Alpine
Premium Benchtop



Warm Grey
Premium Benchtop



Diamond White
Premium Benchtop



Bianco Marble
Premium Benchtop




Duropal® Quadra.

Duropal® Quadra 38mm laminate benchtops are made in Germany with uncompromising quality and sustainably sourced materials and can be used wherever very high demands are made on surface resistance and durability. Thanks to their hygienic advantages, the classic areas of application in kitchens and bathrooms are the perfect fit.



Pale Lancelot
Fine Grain Benchtop



India White
Sand Pearl Benchtop




Bellato Gray
Sand Pearl Benchtop



Quartz Stone
Volcano Benchtop



Cararra Marble
Enhanced Semi Matt Benchtop




Centro
Sand Pearl Benchtop



Black Brazil
Volcano Benchtop



Oiled Oak
Natural Oak Benchtop



Icy White
Xtreme Matt Benchtop



Volcano Black
Xtreme Matt Benchtop



HÄFELE
Lighting

Illumination Simplified.

With Häfele Lighting it is easy to develop and plan flexible light ideas. The flexibility is a result of a wide selection of different components ranging from light fixtures to switches.

After four generations of development and research our comprehensive range of lighting ensure the perfect atmosphere for your project every time.

Strip lighting

- Illuminates Benchtops for food prep, reducing shadows.
- Enhances safety and visibility while cooking.

Downlighting

- Focused light over work zones like benchtops, sinks, and cooktops.

Kickboard lighting

- Installed at the base of lower cabinets.
- Adds ambient lighting and a modern touch, especially useful at night.

Häfele Lighting
Specification Service.

At Häfele, providing customer specific solutions is a core part of our business.

Our value-added Häfele Lighting Specification Service solutions are offered through our Service+ program, saving you valuable time by providing comprehensive plans and product offerings to suit your Lighting Design project.

Strip light kit



Service+
Planning

Splashbacks.

A sleek and modern alternative to glass, acrylic or tile, Alusion aluminium composite splashbacks offer a stylish and affordable solution for your kitchen. With a perfectly smooth surface available in high gloss or matte finishes, Alusion delivers a premium look that's easy to maintain and built to last.



Dark Grey
Matt




Champagne Silver
Matt




Silver Grey
Matt



Nano Flash Silver
Gloss



Pearl White
Gloss



Pearl Black
Gloss



Flash Silver
Matt



Dark Grey Silver
Matt



Metallic Blue
Matt



Nano Champagne Silver
Gloss



Flash Green
Matt



Champagne
Matt

Laundry.

Featuring the same premium Principal cabinetry and door options used in our kitchens, you can create a cohesive look throughout your home including a laundry that looks amazing. With clever storage solutions, a wide range of accessories, and stylish finishes, Principal cabinetry helps you design a laundry that's both functional and beautiful.



Image represents Principal cabinets and doors. Other products and accessories are for illustrative purposes only.

Wardrobes.

Create a beautifully organised space with our modular wardrobe system, available in 3 contemporary finishes Artisan Oak, Natural Oak, and White. This range combines premium quality with DIY-friendly convenience.

- Features**


 - Premium Häfele hardware with soft-close double-wall drawers
 - DIY-friendly: Pre-drilled panels with all assembly hardware included
 - Australian made cabinetry for trusted quality
- 16 modular units per finish for flexible design
 - 16mm solid backs for added strength and durability
 - Full range of accessories to customise your storage
 - 10-year warranty for peace of mind



Artisan Oak



Natural Oak



White

Image represents Principal Wardrobe cabinets and doors. Other products and accessories are for illustrative purposes only.

Bathroom Mirror.



- Multifunctional: make-up lighting, mood lighting, demister to prevent the mirror from steaming up and optional Bluetooth sound system.
- Flexible: vertical or horizontal mounting, different light colours.
- Easy to clean: integrated touch sensors.
- Available in 900x600 mm and 1200x900 mm
- Dimmable front lighting, switching function on/off/light colour: Warm white 2700 K, Cool white 3500 K, Cool white 5000 K



Demister



Light Control




Bluetooth Sound System


Vanities.



- 600, 900 and 1200mm wide single bowl options.
- 1500mm wide double bowl option.
- Premium soft close drawers standard.
- 5 colours available.
- Wall hung, floor standing and floor standing on legs available.
- 10 year warranty.
- Made in Australia.



White Gloss



White Satin



Tasmanian Oak



Prime Oak



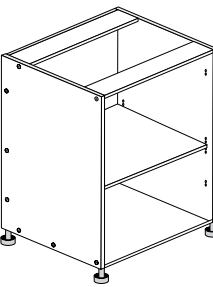
Notaio Walnut

Image represents Principal cabinets and doors. Other products and accessories are for illustrative purposes only.

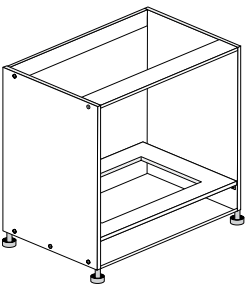
Kitchen & Laundry Cabinetry.

Our Principal cabinetry range has a huge number of options from base, tall wall, short wall, oven, microwave, pantry, appliance cabinet, drawer as well as corner options. All our cabinets are made in Australia from E1 moisture resistant particle board.

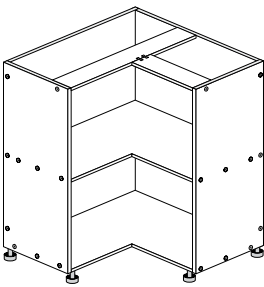
Range of cabinet widths available:



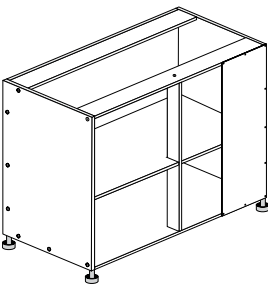
Base Cabinet
150, 200, 300, 350, 400, 450, 500, 600, 700, 800, 900, 1000mm



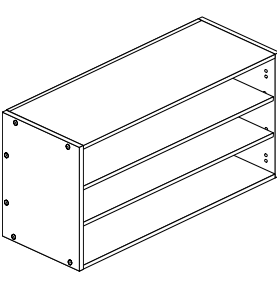
Oven Cabinet
600 & 900mm



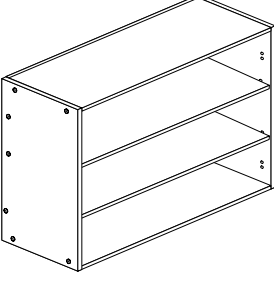
Corner Cabinet
900 X 900mm



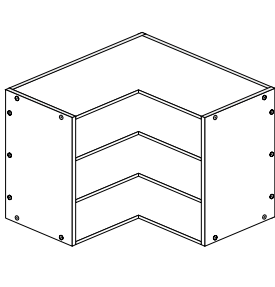
Blind Corner Cabinet
1100mm



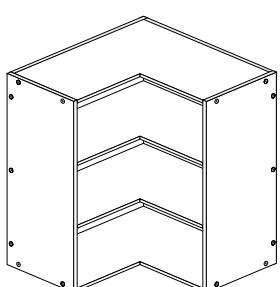
Short Wall Cabinet
150, 200, 300, 350, 400, 450, 500, 600, 700, 800 & 900mm



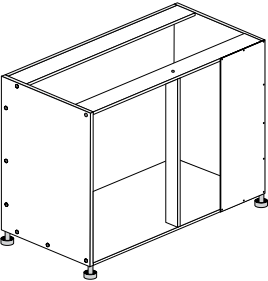
Tall Wall Cabinet
150, 200, 300, 350, 400, 450, 500, 600, 700, 800 & 900mm



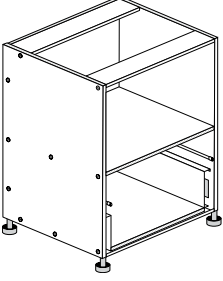
Short Corner Wall Cabinet
600 X 600mm



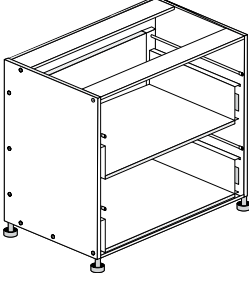
Tall Corner Wall Cabinet
600 X 600mm



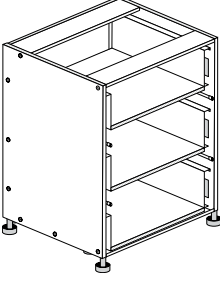
LeMans Cabinet Combo
1100mm



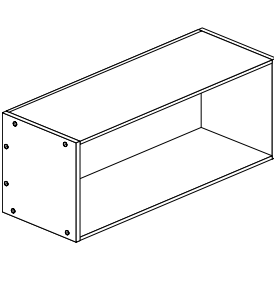
Cabinet With 1 Drawer
600mm, With Microwave Opening



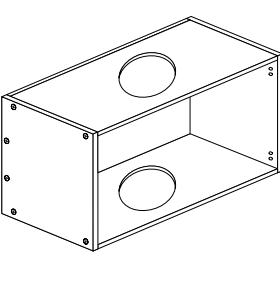
Cabinet With 2 Drawer
900mm



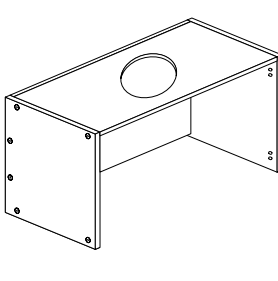
Cabinet With 3 Drawer
600, 800 & 900mm



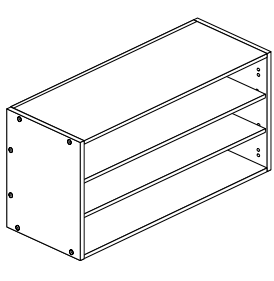
Above Fridge Cabinet
608, 800, 900 & 1000mm



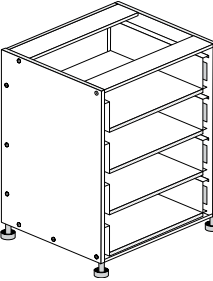
Rangehood Cabinet
(Slideout, suitable for 40mm fascia) 600 & 900mm



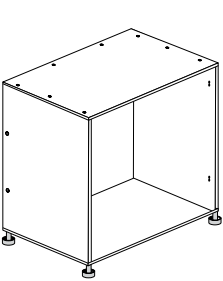
Integrated Rangehood
(base panel not included) 600 & 900mm



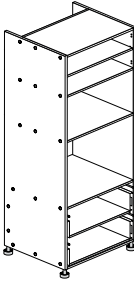
Short Free Flap Cabinet
600, 800 & 900mm



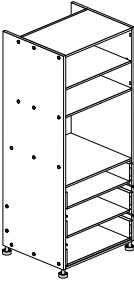
Cabinet With 4 Drawer
450mm



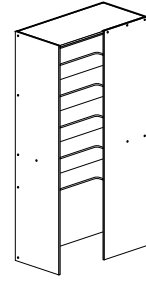
Farmhouse Sink Cabinet
840mm



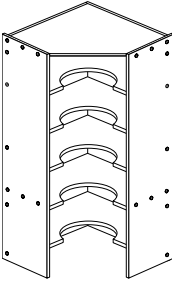
2 Drawer Oven Tower
600mm, With Microwave Opening



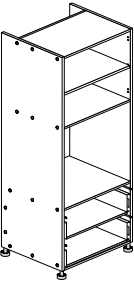
3 Drawer Oven Tower
600mm



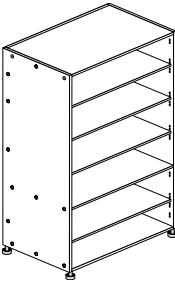
Blind Corner Pantry
1100mm



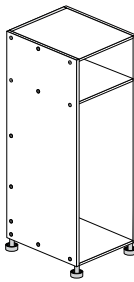
Corner Pantry
1010mm



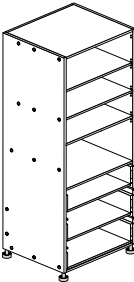
Double Oven Tower
600mm, With 2 Drawers



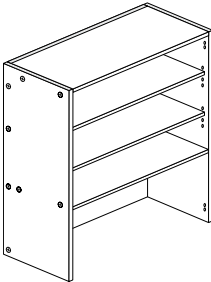
Pantry Cabinet
300, 400, 450, 600, 800 & 900mm



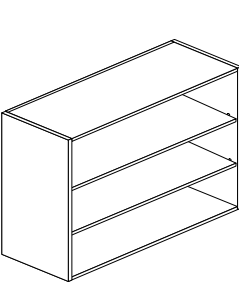
Pull Out Pantry
300mm
(Mechanism sold separately)



3 Drawer Pantry Cabinet
600, 800 & 900mm with Internal Drawers



Appliance Cabinet
600 & 900mm



Open Shelf Cabinet
Made to order

Installed Cabinet Dimensions:
Base Cabinets:
860mm high, 560mm deep (580mm with end panel)
Tall Cabinets:
2204mm high, 560mm deep (600mm with end panel)
Short Wall Cabinets:
592mm high; 300mm deep (320mm with end panel)
Tall Wall Cabinets:
720mm high; 300mm deep (320mm with end panel)
Appliance Fitment:
Always check appliance dimensions prior to ordering

Wardrobe Cabinetry.

Range of cabinet widths available:



Wardrobe cabinet - 600mm

1 x Fixed shelf

- 561.16.800
- 561.16.840
- 561.16.860



Single hanging cabinet - 600mm

1 x Hanging rail
1 x Fixed shelf (Optional)

- 561.16.805
- 561.16.848
- 561.16.865



Double hanging cabinet - 600mm

2 x Hanging rails


- 561.16.804
- 561.16.844
- 561.16.864



Double hanging corner cabinet - 800mm

2 x Hanging rails

- 561.16.853
- 561.16.873
- 561.16.883



Single hanging & shelving cabinet - 800mm

1 x Hanging rail
2 x Adjustable shelves

- 561.16.852
- 561.16.872
- 561.16.882



Shelving corner cabinet - 800mm

1 x Fixed shelf
4 x Adjustable shelves

- 561.16.851
- 561.16.871
- 561.16.881



Shelving & drawers cabinet - 600mm

2 x Adjustable shelves
4 x Soft close drawers

- 561.16.806
- 561.16.846
- 561.16.866



Single hanging & drawers cabinet - 600mm

1 x Hanging rail
4 x Soft close drawers

- 561.16.807
- 561.16.847
- 561.16.867



Single hanging & shelving cabinet - 600mm

1 x Hanging rail
2 x Adjustable shelves

- 561.16.802
- 561.16.842
- 561.16.862



Wardrobe cabinet - 800mm

1 x Fixed shelf

- 561.16.801
- 561.16.841
- 561.16.861



Single hanging cabinet - 800mm

1 x Hanging rail
1 x Fixed shelf (Optional)

- 561.16.893
- 561.16.901
- 561.16.913



Double hanging cabinet - 800mm

2 x Hanging rails

- 561.16.892
- 561.16.900
- 561.16.912



Shelving cabinet - 600mm

1 x Fixed shelf
4 x Adjustable shelves


- 561.16.803
- 561.16.843
- 561.16.863



Shoe rack cabinet - 250mm

1 x Fixed shelf
4 x Adjustable shelves

- 561.16.810
- 561.16.820
- 561.16.830



Single hanging & shelving cabinet - 800mm

1 x Hanging rail
2 x Adjustable shelves

- 561.16.890
- 561.16.845
- 561.16.910



Shelving cabinet - 800mm

1 x Fixed shelf
4 x Adjustable shelves

- 561.16.891
- 561.16.902
- 561.16.911



End panel

1 x End panel

- 561.05.500
- 561.05.400
- 561.05.300

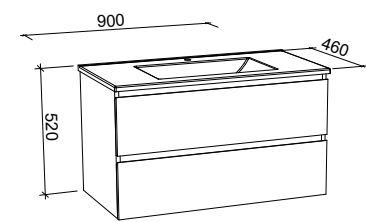


*All Wardrobe cabinets are 450mm in depth and 2064mm in height. Images are for illustrative purpose only.

Vanity Cabinetry.

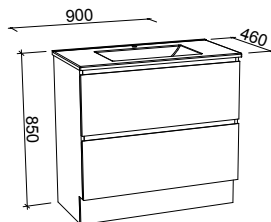


900mm - Single bowl



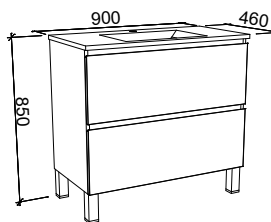
Wall hung

- 561.91.071 - White gloss
- 561.91.091 - White satin
- 561.91.051 - Tasmanian oak
- 561.91.031 - Prime oak
- 561.91.011 - Notaio walnut



Floor standing

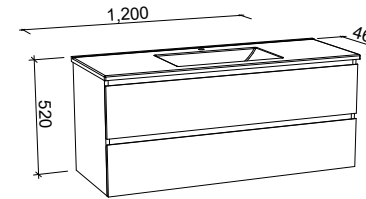
- 561.91.065 - White gloss
- 561.91.085 - White satin
- 561.91.045 - Tasmanian oak
- 561.91.025 - Prime oak
- 561.91.005 - Notaio walnut



On legs

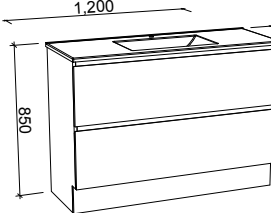
- 561.91.068 - White gloss
- 561.91.088 - White satin
- 561.91.048 - Tasmanian oak
- 561.91.028 - Prime oak
- 561.91.008 - Notaio walnut

1200mm - Single bowl



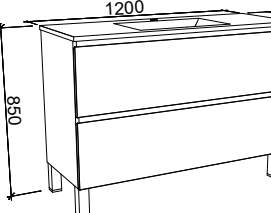
Wall hung

- 561.91.070 - White gloss
- 561.91.089 - White satin
- 561.91.050 - Tasmanian oak
- 561.91.029 - Prime oak
- 561.91.009 - Notaio walnut



Floor standing

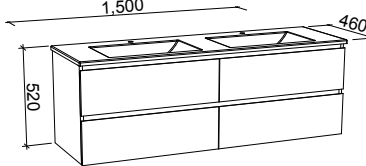
- 561.91.063 - White gloss
- 561.91.083 - White satin
- 561.91.044 - Tasmanian oak
- 561.91.023 - Prime oak
- 561.91.003 - Notaio walnut



On legs

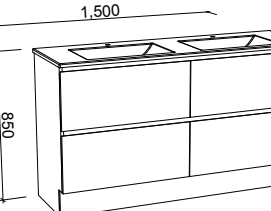
- 561.91.066 - White gloss
- 561.91.086 - White satin
- 561.91.047 - Tasmanian oak
- 561.91.026 - Prime oak
- 561.91.006 - Notaio walnut

1500mm - Double bowl



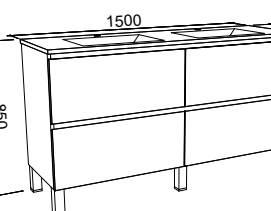
Wall hung

- 561.91.062 - White gloss
- 561.91.082 - White satin
- 561.91.042 - Tasmanian oak
- 561.91.022 - Prime oak
- 561.91.002 - Notaio walnut



Floor standing

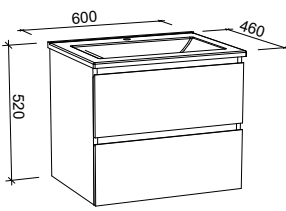
- 561.91.060 - White gloss
- 561.91.080 - White satin
- 561.91.040 - Tasmanian oak
- 561.91.020 - Prime oak
- 561.91.000 - Notaio walnut



On legs

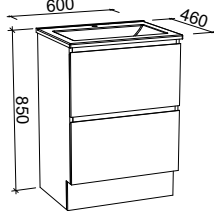
- 561.91.061 - White gloss
- 561.91.081 - White satin
- 561.91.041 - Tasmanian oak
- 561.91.021 - Prime oak
- 561.91.001 - Notaio walnut

600mm - Single bowl



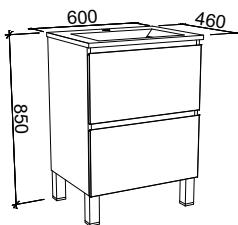
Wall hung

- 561.91.069 - White gloss
- 561.91.090 - White satin
- 561.91.049 - Tasmanian oak
- 561.91.030 - Prime oak
- 561.91.010 - Notaio walnut



Floor standing

- 561.91.064 - White gloss
- 561.91.084 - White satin
- 561.91.043 - Tasmanian oak
- 561.91.024 - Prime oak
- 561.91.004 - Notaio walnut



On legs

- 561.91.067 - White gloss
- 561.91.087 - White satin
- 561.91.046 - Tasmanian oak
- 561.91.027 - Prime oak
- 561.91.007 - Notaio walnut

Pantry Solutions.

The Principal Range utilises Kesseböhmer by Häfele to add functionality to your kitchen. Manufactured in Germany, Kesseböhmer by Häfele accessories are the perfect combination of style and practicality.



Kesseböhmer Dispensa
Chrome Arena Style
546.51.321



Kesseböhmer Convoy Centro
Glass Arena Vario
545.81.683



**Anthracite
Arena Style**



**Chrome
Arena Style**



**Chrome
Arena Classic**



Kesseböhmer Tandem
Chrome Arena Style
545.94.612
Anthracite Arena Style
545.93.431



Kesseböhmer Convoy Lavido
Glass Arena Vario
549.62.516
Anthracite Arena Style
549.63.916

Base Storage.



**Kesseböhmer
Cleaning Agent pullout**
White plastic
549.24.912



**Häfele 150mm
wide pullout**
Wire baskets
495.35.000



**Häfele pullout
storage unit**
Wire baskets
545.26.293



**Kesseböhmer Comfort II
pullout**
Chrome Arena 545.53.674
Anthracite 545.53.477



Kesseböhmer Portero II
White / chrome
545.48.761



**Kesseböhmer
Cooking Agent pullout**
Silver plastic
549.24.972



Kesseböhmer Portero I
White / chrome
545.48.760



**Häfele double soft close
pullout storage baskets,
small & large**
450mm 495.34.022
600mm 495.34.023

Corner Solutions.



**Kesseböhmer
LeMans corner unit**
Arena style RH 541.32.620
Arena style LH 541.32.621



**Kesseböhmer
LeMans corner unit**
Anth / Arena RH 541.31.870
Anth / Arena LH 541.31.871



**Blind corner cabinet &
LeMans combo unit**
RH 561.00.370
LH 561.00.371



**Kesseböhmer
Magic Corner**
Arena / C RH 546.17.602
Arena / C LH 546.17.603



**Ninka Mondo corner
revolving unit**
542.24.513



**Kesseböhmer
270 Carousel unit**
Arena Classic
542.31.250



**Ninka
Corner carousel unit**
White plastic
541.45.837

Storage.



Kesseböhmer iMove single shelf
White - 600mm 504.68.617
Anthracite - 600mm 504.68.313
White - 900mm 504.68.619
Anthracite - 900mm 504.68.315



Kesseböhmer iMove Double Shelf
White 504.68.623
Anthracite 504.68.323



Free Flap cabinet
800mm 561.02.164
900mm 561.02.163


Drawer Organisation.



All rounder cutlery tray
To suit 400 and 450mm drawer
White 495.42.030



Ninka Cusio cutlery insert
To suit 450mm drawer
Translucent White 556.24.842



Ninka Cusio cutlery insert
To suit 900mm drawer
Translucent Graphite 556.24.962



Häfele Classic cutlery tray
To suit 600mm drawer
Silver 495.42.004



Häfele Smart cutlery tray - Alto
To suit 450mm drawer
White 495.42.002



Häfele Classico cutlery tray
To suit 900mm drawer
White 495.42.007



Häfele Grip cutlery tray
To suit 600mm drawer
Anthracite Pearl 495.42.008



Häfele Smart cutlery tray
To suit 600mm drawer
White 556.60.789



Häfele Spice rack insert
To suit 450mm drawer
White 495.42.009

Waste & Recycling.



Hailo Jumbo 42, hinged panel waste bin
To suit 400mm cabinet
502.70.520



Hailo 2 X 38L, 1 x 12L, 1 x 2.5L waste bin
To suit 600mm cabinet
503.70.455



Hailo 2 X 38L, pull-out waste bin
To suit 450mm cabinet
503.70.332



Hailo 1X 30L, 2 X13L pull-out waste bin
To suit 450mm cabinet
503.73.311



Hailo 2 X 15L, pull-out waste bin
To suit 300mm cabinet
495.43.004



Ninka 4.2L Bio Bin
To suit 400mm cabinet
495.43.002




Oska 2 X 20L, waste bin combo
To suit 450mm cabinet
561.00.015




Oska-H 2 X 20L, pull-out waste bin
To suit 400mm cabinet
503.06.401



Hailo 2 X 18L, pull-out waste bin
To suit 400mm cabinet
495.43.005



Häfele 2 X 15L soft close, pull-out waste bin
To suit 400mm cabinet
495.43.031



Häfele 2 X 20L soft close, pull-out waste bin
To suit 400mm cabinet
495.43.030



Oska-F 2 X 20L, pull-out waste bin
To suit 400mm cabinet
503.39.632

Laundry Solutions.



Hailo 2 X 33L Laundry pullout hamper
To suit 450mm cabinet
502.72.722



Häfele 1 X 35L Oska laundry hamper
To suit 450mm cabinet
495.43.303



Häfele Ironfix drawer mount ironing board
To suit 450mm drawer
568.60.710

Decorative Handles.



Nickel Brushed Handle
172 X 26mm
106.69.432



Black Matt Handle
172 X 26mm
491.42.421



Natural Oak Lacquered Handle
224 X 28mm
491.42.478



Natural Oak Lacquered Handle
144 X 35mm
491.42.476



Black Matt Handle
204 X 32mm
106.70.383



Gold Brushed Handle
204 X 32mm
106.70.403



Nickel Brushed Handle
204 X 32mm
106.70.393



Gold Brushed Handle
205 X 31mm
491.42.028



Black Matt Steel Handle
168 X 35mm
491.41.041




Brass Brushed Zinc Alloy Handle
176 X 36mm
491.42.405



Nickel Brushed Handle
145 X 31mm
106.71.091



Black Matt Zinc Handle
168 X 27mm
491.41.032



White Matt Zinc Handle
170 X 28mm
491.41.112



Black Matt Zinc Handle
170 X 28mm
491.41.110



Chrome Polished Handle
220 X 30mm
491.41.090



Black Matt Zinc Handle
220 X 30mm
491.41.093



Matt Plated Chrome Handle
138 X 28mm
491.42.004



Stainless Steel Coloured Handle
138 X 28mm
491.42.005



Black Matt Zinc Handle
138 X 28mm
491.41.120



Matt Black Zinc Handle
180 X 28mm
491.41.136

Decorative Handles.



Matt Chrome Plated Handle
135 X 35mm
491.41.906



Matt Stainless Steel Handle
170 X 35mm
491.41.056



Stainless Steel Handle
136 X 27mm
491.41.757



Matt Plated Chrome Handle
128 X 25mm
491.42.054



Nickel Brushed Handle
184 X 30mm
106.71.201



Matt Chrome Handle
106 X 35mm
491.06.215



Stainless Steel Handle
172 X 25mm
491.42.207



Nickel Matt Handle
148 X 30mm
491.42.359



Matt Plated Chrome Handle
112 X 24mm
491.41.954



Matt Plated Chrome Handle
172 X 24mm
491.61.026



Matt Black Zinc Handle
172 X 24mm
491.41.140



Oil Rubbed Bronze Handle
176 X 32mm
106.61.124



Antique Iron Handle
136 X 33mm
491.41.504



Antique Iron Knob
34 X 25mm
491.51.260



Matt Silver Coloured Knob
30 X 35mm
106.65.650




Polished Chrome Knob
20 X 25mm
491.51.380



Matt Black Zinc Alloy Knobs
31 X 20mm
491.42.002



Used Look Iron Coloured Knob
31 X 20mm
110.35.040



Handle Jig Template
001.35.090

Cabinet doors and drawers are not pre-drilled for handles. Handle styles may come in a variety of colours and sizes.

Cabinet doors and drawers are not pre-drilled for handles. Handle styles may come in a variety of colours and sizes.

Häfele Appliances.

Transform your home with the sleek, modern design and superior performance of Häfele Appliances. Whether you're upgrading your kitchen or outfitting a new home, Häfele offers a range of high-quality products that combine cutting-edge technology with timeless style.



5 Function Oven 60cm
539.60.632



13 Function Oven 60cm
539.60.842



15 Function Oven 60cm
Pyrolytic with airfry
539.60.841



11 Function Oven 90cm
with airfry
539.60.843



5 Function Oven 60cm
Side Open - LH hinge
539.60.691



5 Function Oven 60cm
Side Open - RH hinge
539.60.641



Ceramic Cooktop 30cm
with touch control
539.40.042



Ceramic Cooktop 60cm
with touch control
539.40.073



Ceramic Cooktop 90cm
with touch control
539.40.063



Induction Cooktop 60cm
with touch control
539.40.072



Induction Cooktop 90cm
with touch control
539.40.083



4 Burner Gas Cooktop 60cm
with enamel trivets
539.40.002



4 Burner Gas Cooktop 60cm
with cast iron trivets
539.40.012



5 Burner Gas Cooktop 90cm
with cast iron trivets
539.40.023



Undermount rangehood
52cm - Stainless steel
539.80.670



Undermount rangehood
90cm - Stainless steel
539.80.672

Häfele Appliances.



Undermount rangehood
52cm - Black
539.80.671



Undermount rangehood
90cm - Black
539.80.673



Slide-Out rangehood 60cm
Stainless steel
539.80.683



Slide-Out rangehood 90cm
Stainless steel
539.80.684



Canopy rangehood 60cm
539.80.691




Canopy rangehood 90cm
539.80.692



25L Integrated microwave
60cm
539.30.030



Freestanding dishwasher
60cm
539.20.111



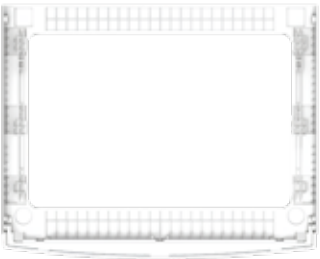
Integrated dishwasher 60cm
539.20.121



Front load washer 8kg
539.90.031



Heat pump dryer
539.90.552



Stacking Kit
533.93.991



Vented tumble dryer 7kg
539.90.550

Mixer Taps.

With more than 100 years of experience, Häfele’s range of mixer taps are designed with the home user in mind and are made to the strictest WELS requirements for the Australian market. Contemporary, practical and reliable, we have selected only the best manufacturers who truly understand our brand and our vision to provide Kitchen Designers and end users with a comprehensive range of mixer taps. Be it chrome, black, combination of black and chrome or stainless steel, Häfele has a mixer tap to suit your design.



Polished Chrome
566.68.250



Stainless Steel
566.68.080



Polished Chrome
566.68.270



Stainless Steel
566.68.090



Stainless Steel
569.41.030



**Gun Metal PVD Brushed
Stainless Steel**
566.69.340



**Gold PVD Brushed
Stainless Steel**
566.68.840



**Black PVD Brushed /
Polished Chrome**
566.69.351



Polished Chrome
566.58.200



Polished Chrome
569.40.210



Matt Black / Chrome
566.68.301



Polished Chrome
569.40.200



**Matt Black
Flat**
566.68.321



**Black PVD / Brushed
Stainless Steel**
566.68.360



**Polished Chrome
Gooseneck**
566.58.220



Matt Black
566.68.311




Quartz Composite Sinks.

Häfele Quartz Sinks are up to 80% natural quartz sand and have been specifically developed for the demands of the kitchen. Manufactured in Germany our quartz composite sinks come with Tap Hole, push pull watermarked wastes, connections, clips for lay on or under mounting and a generous 20 year guarantee. The rigors of every day use vanish with hardly a trace.



Single Bowl
Onyx
570.30.260



Double Bowl Sink
Onyx undermount (no tap hole) 570.97.230
Onyx top mount (with tap hole) 570.97.238



Double Bowl Sink With Drainer
Onyx undermount (no tap hole) 570.99.240
Onyx top mount (with tap hole) **LH** 570.99.242
Onyx top mount (with tap hole) **RH** 570.99.241



Single Bowl Laundry Sink
Onyx
570.30.270



Single Bowl With Drainer
Onyx undermount (no tap hole) 570.97.200
Onyx top mount (with tap hole) **LH** 570.97.202
Onyx top mount (with tap hole) **RH** 570.97.201



1 & 3/4 Bowl Sink With Drainer
Onyx undermount (no tap hole) 570.97.220
Onyx top mount (with tap hole) **LH** 570.97.222
Onyx top mount (with tap hole) **RH** 570.97.221



Single Bowl
Alpina
570.30.760



Double Bowl Sink
Alpina undermount (no tap hole) 570.97.730
Alpina top mount (with tap hole) 570.97.738



Double Bowl Sink With Drainer
Alpina undermount (no tap hole) 570.99.740
Alpina top mount (with tap hole) **LH** 570.99.742
Alpina top mount (with tap hole) **RH** 570.99.741



Single Bowl Laundry Sink
Alpina
570.30.770



Single Bowl With Drainer
Alpina undermount (no tap hole) 570.97.700
Alpina top mount (with tap hole) **LH** 570.97.702
Alpina top mount (with tap hole) **RH** 570.97.701



1 & 3/4 Bowl Sink With Drainer
Alpina undermount (no tap hole) 570.97.720
Alpina top mount (with tap hole) **LH** 570.97.722
Alpina top mount (with tap hole) **RH** 570.97.721

Linen Textured Sinks.

The Häfele range of Brushed or textured metal sinks manufactured with PVD coating, shows fewer fingerprints and can be easier to clean and maintain than standard stainless steel.



Single Bowl Sink
Stainless steel
567.33.606



1 & 3/4 Bowl Sink
Stainless steel
567.33.626



Double Bowl Sink
Stainless steel
567.33.636



Laundry Sink
Stainless steel
567.33.616




Drainer Tray
Stainless steel
567.34.974



Colander
Stainless steel
567.34.952



Single Bowl Sink
Gun metal
567.33.646



1 & 3/4 Bowl Sink
Gun metal
567.33.666



Double Bowl Sink
Gun metal
567.33.676



Laundry Sink
Gun metal
567.33.656




Drainer Tray
Gun metal
567.34.975




Colander
Gun metal
567.34.953

Squareline Sinks.


The exclusive Squareline Plus and Squareline sink range definitely gives your kitchen an industrial finish. Combined with the right tap it will turn your kitchen into a unique, stunning and homely space. You have the option to choose from a single bowl sink or a double bowl sink or even a one and a half bowl sink with or without a drainer board.




Single Bowl Sink
567.33.306




Laundry Bowl Sink
567.33.316




1 & 3/4 Bowl Sink
567.33.326




Double Bowl Sink
567.33.336




Single Bowl Sink With Drainer
567.33.346




1 & 3/4 Bowl Sink With Drainer
567.33.356




Double Bowl Sink With Drainer
567.33.366




Universal Drainer Mat
567.34.970



Colander
567.34.951



Wire Basket
567.34.910



Drainer Tray
567.34.971

Squareline Plus Sinks.




Single Bowl Sink R/H Drainer
567.31.201



Single Bowl Sink L/H Drainer
567.31.202



1 & 3/4 Bowl Sink R/H Drainer
567.31.221



1 & 3/4 Bowl Sink L/H Drainer
567.31.222



Double Bowl Sink
567.33.250




Laundry Bowl Sink
567.33.260




Single Bowl Sink
567.33.200

Essentials Sinks.


Home also offers you a selection of Pressed Sinks in different shapes and sizes. Our Pressed Sinks come in a single bowl sink, double bowl sink, 1 ¾ bowl sink, including designer plugs.




Single Bowl Sink With Drainer
R/H Drainer 567.01.024
L/H Drainer 567.01.025
Includes tap hole




1 & 3/4 Bowl Sink With Drainer
R/H Drainer 567.30.110
L/H Drainer 567.30.010
Includes tap hole




Double Bowl Sink With Drainer
R/H Drainer 567.30.100
L/H Drainer 567.30.000
Includes tap hole




Undermount Single Bowl Sink
567.33.130




Undermount 1 & 3/4 Bowl Sink
567.33.116




Undermount Double Bowl Sink
567.33.106




Laundry Tub
567.30.120




Round Bowl Sink
567.56.000



Laundry Bypass Kit
567.34.980




1 & 3/4 Bowl Sink Accessory Pack
567.34.901




Drainer Tray
567.34.973


Farmhouse Sink.



Farmhouse sink
White
577.06.710



Sink waste
Gold
567.34.986



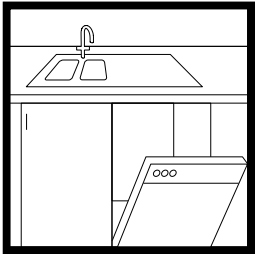
Sink waste
Black
567.34.987

*Coloured wastes are only suitable for Farmhouse and Quartz sinks.

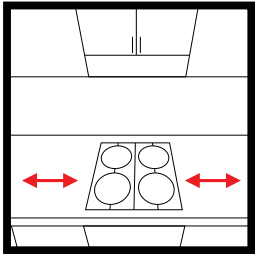


Planning Tips.

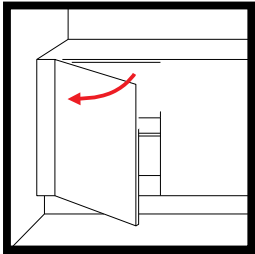
What We Recommend



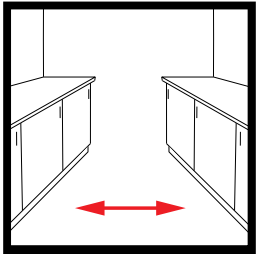
For ease of plumbing, place a dishwasher near the sink and allow a minimum 600mm space to 'house' it.



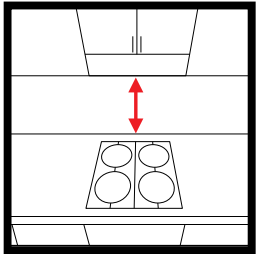
Allow a minimum 450mm either side of the cooktop for safety and extra working space.



Leave space between a cabinet and your wall so doors can be fully opened and the cabinet easily accessed.

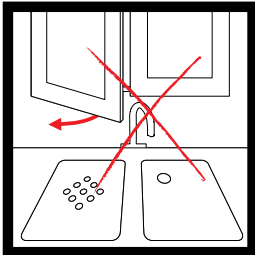


Allow a minimum 1.2m between opposite cabinets for maneuverability.

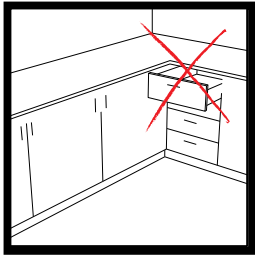


Allow a minimum 650mm between your cooktop and rangehood.


What Not To Do




Don't place tall tapware in front of an opening window.




Don't place drawers in a corner where they can block other cabinets.



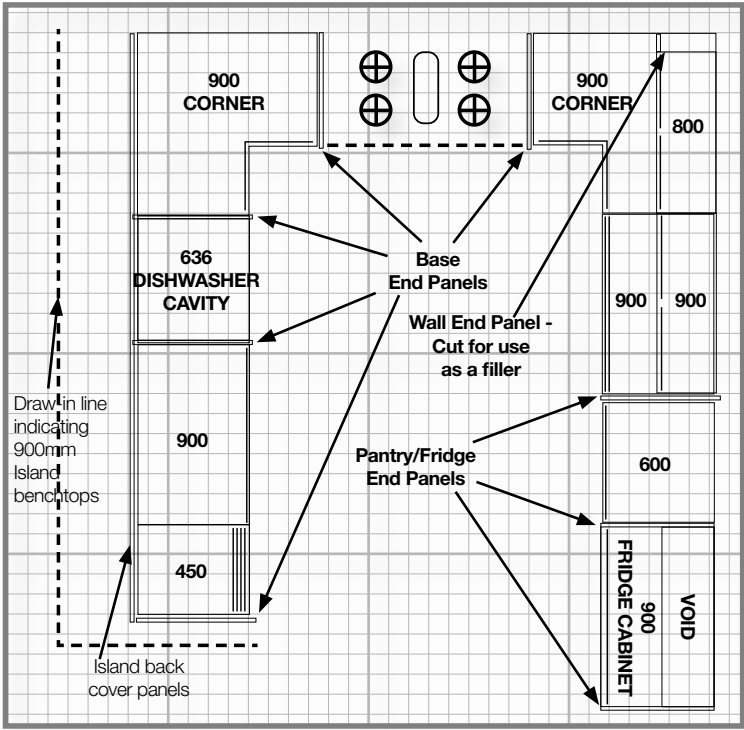
Don't place a cooktop next to a wall where it can cause overheating. Allow a minimum 450mm on either side.



Don't install a full set of drawers next to a cooktop. This can provide easy access to a hot cooking area for young children.



Don't place your dishwasher or stove in a corner where it can block other cabinets.



Design hints & tips.

Kitchen Design Example
Shown here is a sample of a kitchen design. This design highlights the cupboards used, and indicates where panels should be used. You'll notice that we have marked in a solid line, indicating the wall perimeter of the kitchen.

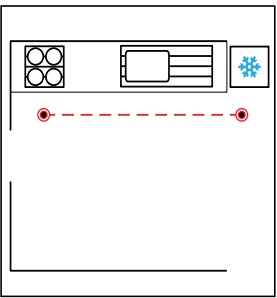
Design Space Tips.

Think about these things and make a list:

- > How will your family use it?
- > Do you need more storage than you have now?
- > Do you need more drawers or places to store pots and pans?
- > Will you need space for a dishwasher?
- > Is a pantry an option?

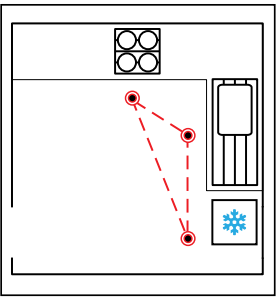
The working triangle:

Consider the natural flow between work zones in the kitchen. This work path is often referred to as the 'working triangle'. The working triangle illustrates the path between the most frequently used work areas, such as the fridge, sink and cooking appliances. Reducing the size of the working triangle will save you time and effort in your new kitchen. Using these four common kitchen layouts (Straight line, L-shape, U-shape and Galley), and referring to the working triangle, select the design most suited to your new kitchen.



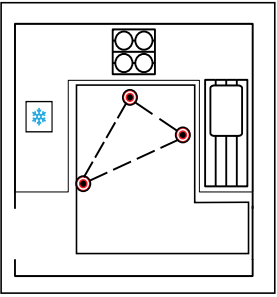
Straight Line Kitchen

This layout is best when the space available for your new kitchen is limited. There is no working triangle shown because the workflow is based on a straight line.



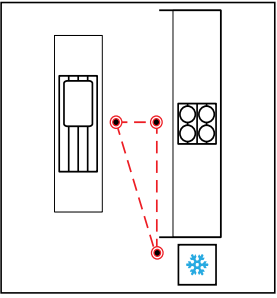
L-shaped kitchen

One of the most common layouts is the L-shaped kitchen, ideal for homes incorporating a small table for dining in the kitchen space.



U-Shaped Kitchen

If you have a large room, and want the most efficient working triangle, then the U-shaped kitchen is ideal. It is also perfect for the demands of a family, offering maximum storage space with many wall cabinet options.

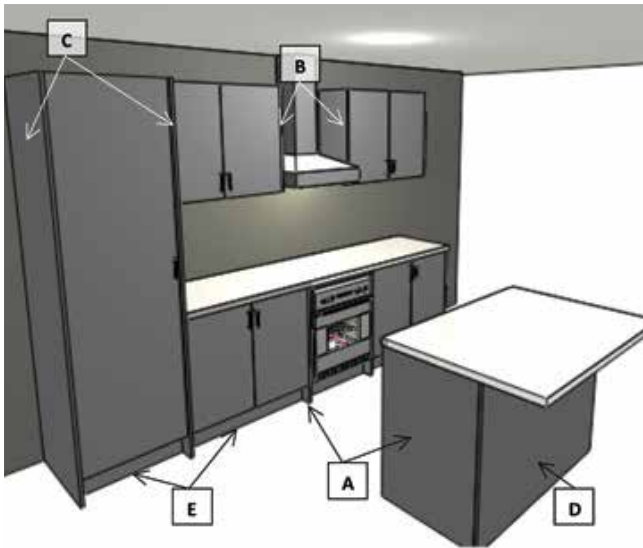


Galley Kitchen

This layout is featured in many homes, as it provides two opposing working and storage areas. Add a couple of bar stools to the island unit and this becomes a great kitchen for entertaining. Ideal for open plan living.

End Panels & Cavities.

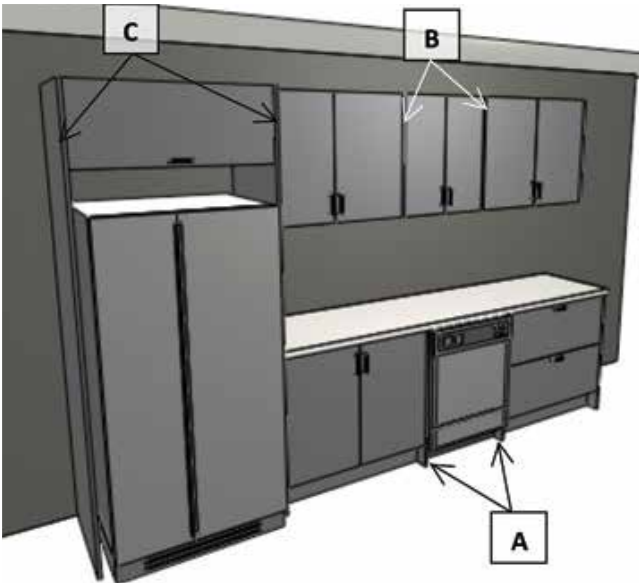
Types Of Panels And Their Purposes



There are five types of panel you can install to give your new kitchen a clean finish. Each panel has a different purpose, explained below.

- A. Base End Panel**
Finishing exposed sides of base cabinets; placed either side of dishwasher cavity.
- B. Wall End Panel**
Finishing exposed sides of wall cabinets; used as filler panels (after cutting).
- C. Pantry End Panel**
Finishing exposed sides of pantry cabinets; to create a fridge box (the sides of the fridge wall cabinet); used as filler panels.
- D. Island Back Panel**
Finishing the cabinet backs of an island bench.
- E. Kickboard**
Hides adjustable feet of the base and pantry cabinets.

Kitchen Cavities



Here are some useful measurements when planning out your kitchen cavities, commonly spaces for dishwasher and fridge.

Dishwasher cavity: Leave a space of 636mm* or more between two base cabinets. Base end panels are 18mm thick, so when you fix a panel to each exposed cabinet side there'll be at least 600mm of space for your dishwasher.

When using end panels for a dishwasher cavity, use wall end panels either side of a 600mm wall cabinet to keep alignment of your base and wall cabinets.

Fridge cavity: A space of 900mm in width should be sufficient, but check before you go ahead. You can also choose to mount an overhead fridge cabinet, between two pantry end panels. As the image shows, the fridge wall cabinet will mount to the front of the pantry end panels.


*Excluding Grigio Petra, Grigio Seta and Antracite which are 19.5mm which will require a cavity of 639mm.

Measuring Tips.

The first thing you need when you're thinking about a new kitchen is a working plan of your space. It's your starting point for designing, costing and building your perfect kitchen. We'll show you how to measure your kitchen space, locate your various services and fixtures, and then sketch your space on the grid provided.

With this sketch, you'll be able to plot a kitchen that suits your space and your needs. It is well worth taking the time to do this step correctly. It doesn't have to be a work of art, but it does need to be accurate.

- 1. Begin By Measuring Your Walls**
When measuring the length of your walls, ideally measure at approximately 1m from the floor, keeping the measuring tape taut at all times (grab a friend to help with this step!). Starting in one corner of the room, measure to the adjacent wall and write down the measurement in millimetres. Go all around the room until all walls are measured. On a spare piece of paper, create a quick, rough sketch of your room shape and note your measurements against it as you move around the room. This will help to ensure you don't accidentally muddle up your measurements later on!
- 2. Measure Your Ceiling Height**
You'll need to know where to position the cabinetry on your wall, and that you have enough room for them. It's best to measure your ceiling height in several places, as floors can be uneven. Write down your measurements.
- 3. Create A Sketch**
Use the grid on the next page to create a sketch of your kitchen floor plan, and then transfer your measurements. See below for example.
- 4. Measure Your Fixtures**
Measure any windows and doors, remembering to always measure from the outside edge of the architrave. Also take measurements of their location on the wall, i.e. how far is the window located from the corner of the wall and how high is it from the floor.
- 5. Locate Your Services**
Find all your utility and services like electrical points, gas and plumbing and mark the relevant symbols onto your plan. Again, remember to note their height and position on the wall. *Symbols for the different utilities are shown below.*



UTILITIES SYMBOLS

PHONE JACK

GAS OUTLET

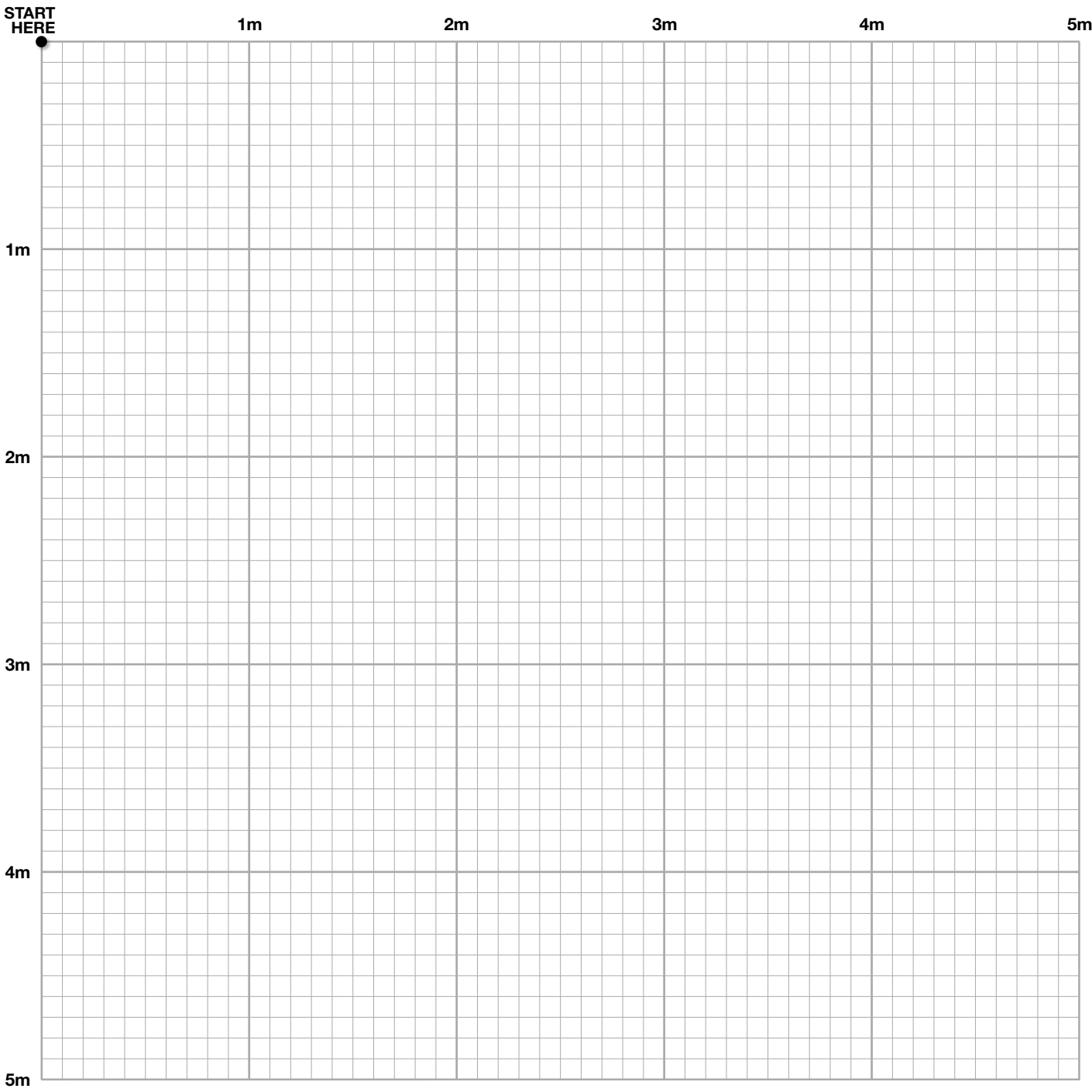
ELECTRICAL OUTPUT

WATER OUTPUT

If you're still a bit uncertain about measuring up your kitchen properly, ask one of our kitchen expert's in-store for more information.

Design Space.

Measure and map out doors and windows. Make a note of which way they open. Locate and mark your plumbing and electrical outlets. Transfer all your measurements to the grid, and start designing!



Delivery & Install.

Home Delivery

Your Principal kitchen is available for you to take home from your local store, flat-packed for transportation. Or we can arrange delivery to your home if you'd prefer, for an additional fee. Just ask one of our staff for more information.



Install It Yourself

The Principal Kitchen range is thoughtfully packaged for convenience and designed to be DIY-friendly. This gives you the flexibility to install it yourself or engage a professional tradesperson of your choice. Opting for DIY installation can help reduce labour costs, allow for greater scheduling flexibility, and give you a sense of personal achievement in bringing your Principal kitchen project to life.



A new kitchen doesn't have to be hard work, this helpful planning guide is full of tips and advice to help you create your dream kitchen. First up, you need to think about the basics. What do you need from your kitchen? This is probably the most important question, because apart from looking great it really needs to function well.

Important - Please Read:

All information and tips in this publication are of a general nature only and Total Tools and Hardware Group does not warrant the accuracy or completeness of the information and tips in this publication. This publication is not intended to be a substitute for expert advice. Total Tools and Hardware Group advises you to always consult an experienced and qualified person when undertaking jobs of this kind (including consulting a qualified trades person such as an electrician or plumber where relevant expert services are required). You should also consider any safety precautions that may be necessary when undertaking the work described in this publication (including wearing any necessary safety equipment such as safety glasses, goggles or ear protectors or hard hats). The information and tips in this publication are provided on the basis that Total Tools and Hardware Group excludes all liability for any loss or damage which is suffered or incurred (including, but not limited to, indirect and consequential loss or damage and whether or not such loss or damage could have been foreseen) for any personal injury or damage to property whatsoever resulting from the use of the information and tips in this publication. Total Tools and Hardware Group also notes that there may be laws, regulations or by-laws with which you must comply when undertaking the work described in this publication. You should obtain all necessary permissions and permits from council and/or any other relevant statutory body or authority before carrying out any work. Colours shown are as close as possible to actual product colours. Always confirm your choice with the sample products shown on the in-store displays. Independent Hardware Group reserves the right to correct any printing errors.

Mitre 10 Australia Pty Ltd ABN 98 009 713 704. Home Timber & Hardware Group Pty Ltd ABN 64 004 037 049

Warranty Information.

Warranty Against Defects

- 1. Our goods come with guarantees that cannot be excluded under the Australian Consumer Law. You are entitled to a replacement or refund for a major failure and for compensation for any other reasonably foreseeable loss or damage. You are also entitled to have the goods repaired or replaced if the goods fail to be of acceptable quality and the failure does not amount to a major failure. Where a failure does not amount to a major failure, Total Tools and Hardware Group is entitled to choose between providing you with a repair, replacement or refund. To obtain compensation, you would need to provide documentary evidence of the loss or damage suffered, and documentary evidence that such loss or damage was a reasonably foreseeable consequence of a failure by Total Tools and Hardware Group to comply with a consumer guarantee under the Australian Consumer Law. Such evidence may include photographs, statutory declarations, receipts or reports (eg from your doctor), depending on the loss or damage.
- 2. In addition to all rights and remedies to which you may be entitled under the Competition and Consumer Act 2010 and any other relevant legislation, the manufacturer warrants Principal kitchens to be free from defects in workmanship for a period of 10 years from the date of purchase.
- 3. In order to claim under this warranty simply visit Total Tools and Hardware Group store (Mitre 10, Home Timber & Hardware, Thrifty-Link or True Value Hardware), along with proof of purchase (typically this will be a receipt) and evidence of the fault (for example, a photo of the fault in the relevant product). Any cost incurred by you in bringing the product or evidence of the fault to the service desk will be borne by you. An inspection may be required. We will then arrange, at our option or at the option of the manufacturer, to either repair or replace the product, or refund your money and take back the product — in accordance with our Returns Policy, a copy of which is available in store.
- 4. Our liability under this manufacturer's warranty is subject to us being satisfied that a defect was caused by defective workmanship, and was not caused by or substantially contributed to by other factors or circumstances beyond our control, including (but not limited to) defective installation, maintenance or repair, alteration or modification of the product in a manner not recommended by the manufacturers or any neglect, misuse or excessive use.
- 5. The benefits conferred by this manufacturer's warranty are in addition to all rights and remedies conveyed by the Competition and Consumer Act 2010, and any other statutory rights to which you may already be entitled, and this warranty does not exclude, restrict or modify any such rights or remedies that are implied by law.
- 6. This warranty is provided by Total Tools and Hardware Group - Mitre 10 Australia Pty Ltd ABN 98 009 713 704. Home Timber & Hardware Group Pty Ltd ABN 64 004 037 049. 1/19 Corporate Drive, Heatherton, VIC 3202. Phone: 1300 880 440.

Häfele Appliances warranty

All Häfele appliances come with a 3 year manufacturer's warranty from date of purchase.

Sinks 20 years

Detailed warranty information supplied with all products.

Mixer Taps 2 years and WELS Cartridge 5 years

Detailed warranty information supplied with all products.

Polytec Benchtops and Desire Tempo doors 7 years

Detailed warranty information supplied with all products.

Principal doors & Desire Painted doors 10 years

Detailed warranty information supplied with all products.

Essentials Checklist.

Every great kitchen project needs to have all the essential components. Use this checklist to make sure you have all your bases covered before you build.

Have you marked on your room plan before designing: Have you included these essentials in your design:

- ☐ Overall wall measurements
- ☐ Doorways and window measurements
- ☐ Water and waste
- ☐ Electrical, gas outlets and existing lighting
- ☐ Drawers for cutlery
- ☐ Fridge
- ☐ Pantry
- ☐ Handles for your cupboards

Have you selected your finishes:

- ☐ Doors and drawer fronts
- ☐ Benchtop
- ☐ Splashback
- ☐ Wall paint
- ☐ Flooring
- ☐ Oven
- ☐ Cooktop
- ☐ Rangehood
- ☐ Sink
- ☐ Lighting
- ☐ Bin

Have you selected your functional storage?:

- ☐ Overhead storage
- ☐ Drawer organisation
- ☐ Waste & Laundry management
- ☐ Pantry solutions
- ☐ Base storage
- ☐ Corner solution





Principal.



principalkitchens.com.au