



Spec-Pave



CONCRETE
PRODUCTS GROUP

**A Versatile Stormwater
Management Solution**

Spec-Pave

The SPEC-PAVE™ system creates a permeable surface for rapid infiltration and storage of stormwater, facilitating effective stormwater management. SPEC-PAVE™ is both ADA compliant and has 10% open surface area for rapid infiltration of storm water.

Applications

- Parking lots
- Driveways
- Overflow parking areas
- Revetments, boat ramps
- Bike paths, sidewalks and pedestrian areas
- Light traffic roadways

SPEC-PAVE™ permeable pavers may also be combined with conventional interlocking pavers to incorporate a wide variety of aesthetic features



Stormwater Management

- Stormwater management permeable pavers are recognized as a best management practice for stormwater management. They facilitate rapid surface penetration of stormwater, reducing or eliminating run-off. The SPEC-PAVE™ system creates a paved surface with 10% open surface area for rapid infiltration of stormwater. The system's runoff storage capacity can be designed to meet local storm event requirements by adjusting the base reservoir's volume. The SPEC-PAVE™ permeable pavement system serves as a filter that reduces total suspended solids (TSS), nutrients and metals; and will not release oils into runoff, improving water quality.
- SPEC-PAVE™ pavers can contribute to LEED V5 Points

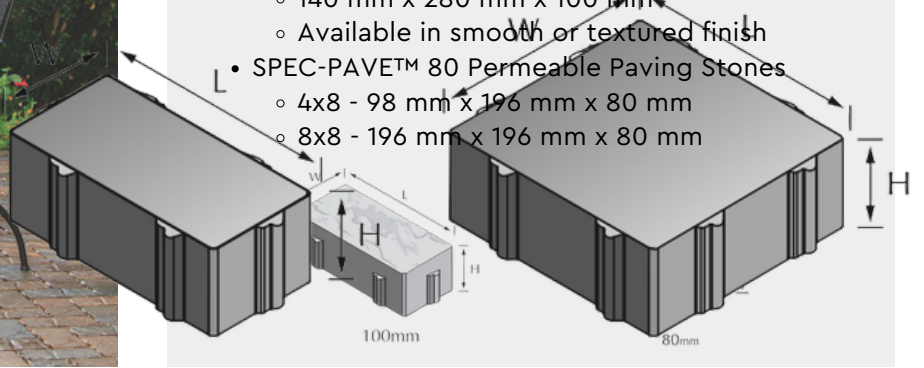
Construction Efficiency

- SPEC-PAVE™ units are designed for mechanical installation. Interlocking pavers may be installed during cold weather and are ready for traffic immediately after completing installation.



Designed for Commercial and Residential Versatility

- SPEC-PAVETM 100 Interlocking Design
 - 140 mm x 280 mm x 100 mm
 - Available in smooth or textured finish
- SPEC-PAVETM 80 Permeable Paving Stones
 - 4x8 - 98 mm x 196 mm x 80 mm
 - 8x8 - 196 mm x 196 mm x 80 mm




4x8

8x8


SPEC-PAVE® is available in 8 Standard Colors (custom colors are available)



Spec-Pave 100 -
Verona



Spec-Pave 100 -
San Remo



Spec-Pave 100 -
Positano




Spec-Pave 100 -
Torino




Spec-Pave 80 -
Venice



Spec-Pave 80 -
Mendocino



Spec-Pave 80 -
Natural



Spec-Pave 80 -
Lamp Black



Spec-Pave is Available at these Locations

CALIFORNIA

605 Industrial Way, Dixon, CA 95620
1201 Golden State Blvd., Selma, CA 93662
11888 W Linne Rd., Tracy, CA 95377

COLORADO

3255 Drennan Rd., Colorado Springs, CO 80910
1801 S. Rollie Ave., Ft. Lupton, CO 80621

IDAHO

1300 East Franklin Rd., Meridian, ID 83642

NEVADA

355 Greg St., Sparks, NV 89431
2600 Boeing Way, Carson City, NV 89706

OREGON

1945 SW 1st St, Redmond, OR 97756

WASHINGTON

3299 International Pl., Dupont, WA 98327

BRITISH COLUMBIA

8650 130TH STREET
SURREY, BC V3W1G1

ALBERTA

233183 RANGE ROAD 283
ROCKY VIEW COUNTY, AB T1X0J9

800-789-0872

www.concreteproductsgroup.com