T(P)GS-3008T

8 GE L2+ (w/8 PoE at/af) Vehicle and EN50155 (push-pull) NAT Router Switch





OVERVIEW

The Lantech T(P)GS-3008T (OS2 Pro Generation) is available for basic and standard variants. It's a compact router switch with a PoE budget of up to 80W, designed for rail, metro, and vehicle 24V input Ethernet switch systems. It features 8 10/100/1000T w/M12 X-coded (Push-Pull** lock connectors IEC 61076-2010, -PP models), along with 8 PoE 802.3af/at Ethernet ports. The switch offers Layer 2 management, NAT, Ignition PoE timer off**, unique AUTO-FEED configuration, MQTT, advanced security functions and Health diagnostic snapshot maintenance to ensure reliable and easy onboard network deployment. It's WebGUI and complete CLI interface make configuration straightforward for all skill levels. Additionally, the OPEN API document format enhances central management efficiency, making it ideal for fleet management and AIoT applications. Compliance with EN50155, ITxPT* and E-marking certifications rest assured the product meets world-class standards for vehicle, rail onboard performance and reliability.

Redundant dual power input design; EN50155 verification with high ESD and inrush current prevention and polarity reverse protection; E-marking & ITxPT* certificate; ISO 16750-2 compliant

T(P)GS-3008T is designed with dual power inputs that accept 9V~36VDC for 24VI vehicle use, and 16.8V-56VDC for 24TVI train model and is capable of withstanding EMI/RFI interference in the onboard network as well as environmental shocks and vibrations. The redundant power input design integrates inrush current protection also protect against polarity reversal. Additionally, the galvanic isolation feature shields the system from power transients often present in onboard networks. The switch complies with ITxPT* public transport standards and E-marking. It also meets the requirements of ISO 16750-2 P5A, reducing the impact of high-frequency pulse voltage that could be incurred by motor applications.

Embedded Inner-lock push-pull connectors ensure fast installation and connection reliability (-PP model)

The built-in inner-lock push-pull connectors give the switch small-footprint design and for space-saving cabling installation. They ensure quick, tool-free installation with a simple push. Most importantly, their secure locking mechanism provides unwavering reliability, preventing accidental disconnections crucial for network uptime.

PoE budget up to 80W for 8 Ports with PD detection, auto PD reboot, scheduling and PoE & Ethernet galvanic isolation

TPGS-3008T supports maximum PoE budget of 80W with advanced PoE management features, including PoE auto-detection and scheduling. The PoE detection function can identify if a connected Powered Device (PD) becomes unresponsive and then auto-restart the PD. Moreover, PoE scheduling allows for a pre-set power feeding schedule based on a routine timetable. Each PoE port can be enabled or disabled, and it provides information on voltage, current, power (W), and temperature.

There is galvanic isolation between the power input and the Ethernet power system. The PoE galvanic isolation on PoE at/af ports provides insulation between the power input and the PoE Ethernet ports, preventing cabling and grounding incidents from damaging the Ethernet switch.

Sleep Mode & efficient PoE timer under Ignition-Off State on IGN model

The PoE-IGN model supports network operation for up to 60 minutes before entering Sleep Mode (0.048W), preventing unnecessary reboots when power is restored. It also includes a configurable PoE timer, with a default delay of 10 minutes after ignition-off.

The Ignition timer allows flexible configuration of both individual PoE port shutdown delays and system shutdown (Sleep Mode), ranging from 30 seconds to 60 minutes (default: 60 minutes). This design eliminates the need for additional relay wiring and enables remote PoE timer configuration anytime, from anywhere.

mDNS (Multicast DNS) and DNS server/client feature and MQTT-role of Publisher or Broker

It supports mDNS (Multicast DNS) which enables hosts in the LAN to discover and communicate with devices each other in compliance with the DNS protocol, without requiring a traditional DNS server. The switch can act as MQTT Publisher or Broker that can send data to the broker then broker distributors the “payload” to the subscribers all in a very lightweight protocol.

Reliable eMMC for better power efficiency and reliability

The switch utilizes eMMC for firmware storage. The eMMC’s standard interface streamlines the design process while delivering improved power efficiency and enhanced reliability, thereby extending the storage’s lifespan.

Comprehensive Network Protection Against DDoS and Layer 2 Threats

Lantech OS2Pro generation integrates advanced security mechanisms to safeguard both switches and networks. Key features include DDoS attack mitigation, 802.1X port-based authentication, Dynamic ARP Inspection (DAI), IP Source Guard, and Port Security, providing multi-layer protection against spoofing, unauthorized access, and traffic floods. These security capabilities ensure stable, resilient network operation.

Lantech OS2 PRO Generation with L2 management and routing protocols incl. OSPF and RIP V1&V2

T(P)GS-3008T developed on the Lantech OS2 Pro generation, is equipped with comprehensive Layer 2 management and routing protocols, including inter-VLAN routing, OSPF, and RIP v1/v2. Designed for versatile vehicle applications, the generation further supports advanced networking functions such as NAT, port forwarding, multiple static IP addresses, DHCP (server/option/client/port-based), VLAN, DHCP over VLAN, IGMP, RSTP/G.8032 enhanced ring recovery, LACP, and more.

Open RESTful API for Seamless Integration and High-Performance Network Management

T(P)GS-3008T features a lightweight and efficient Open RESTful API designed for seamless integration with centralized network management software. Using standard HTTP methods (GET, PUT, POST, DELETE) and JSON data structures, the API enables real-time access to configuration and operational data.

By leveraging modern web technologies, the switch minimizes CPU overhead typically associated with traditional SNMP polling, delivering faster response times, reduced system load, and improved scalability for high-performance network environments.

Auto feed configuration for swapped new switches for Seamless Network Maintenance, USB port for backup, restoring configuration and upgrading firmware

The switch supports auto-feed configuration features that revolutionize network switch setup and management. It ensures that new and replacement switches automatically receive the correct configurations without manual intervention. Additionally, it supports the traditional way of uploading or downloading the firmware / configuration through a USB dongle.

User-friendly GUI, Auto topology drawing, Editable configuration text file, Enhanced Environmental Monitoring, CPU watchdog, Snapshot switch information for trouble-shooting analysis

The user-friendly UI, innovative auto topology drawing, and topology demo make the Lantech switch much easier to use. The complete CLI** enables professional engineers to configure settings via the command line. The configuration file can be exported as a text file, allowing it to be easily edited and reconfigured for mass deployment. It supports enhanced environmental monitoring of actual input voltage, current, ambient temperature, and total power load (including PoE if any) where user can set threshold to trigger an alert or event log. The built-in watchdog design can automatically reboot the switch if the CPU becomes unresponsive. With the distinctive Snapshot feature, the switch can gather data, including port statistics, system core information, configuration, and event logs, either at a specific point in time or by scheduling, to address switch issues and analyze the root cause promptly.

OPTIONAL FEATURES

Optional IEC 62443-4-2 Model with Physical Tamper Resistance and a Variety of Security Measures

For enhanced cybersecurity, the optional IEC 62443-4-2 is available on standard models. This includes over 90 security measures such as vulnerability checking, encrypted files, public key management, strong password enforcement, account management, and both penetration and stress testing. It emphasizes protection against unauthorized access, tampering, and malware through detailed log events and roots of trust security IC.

Optional LantechView for Lantech devices maintenance

LantechView** can automatically discover Lantech devices on the network, providing seamless configuration management across multiple IP subnets and VLAN areas (single device and batch). It also supports firmware management, allowing single and batch verification and simultaneous upgrades to the latest firmware versions. To learn more about Lantech LantechView** software solutions, please refer to https://www.lantechcom.tw/global/eng/download/datasheet/D-LantechView.pdf

OS2 Pro vs. OS2 Pro - SEC models comparison

	OS2 Pro	OS2 Pro - SEC
Management	Web UI/Telnet complete CLI command line	Web UI/Telnet complete CLI command line
IEC 62443-4-2 Cyber Security	NA	Y, need optional license
Hardware Environmental Monitoring	Y	Y
Bypass	Optional	Optional
Boot up time	Within 60sec.	Around 90sec.

DIMENSIONS (unit=mm)

PoE models

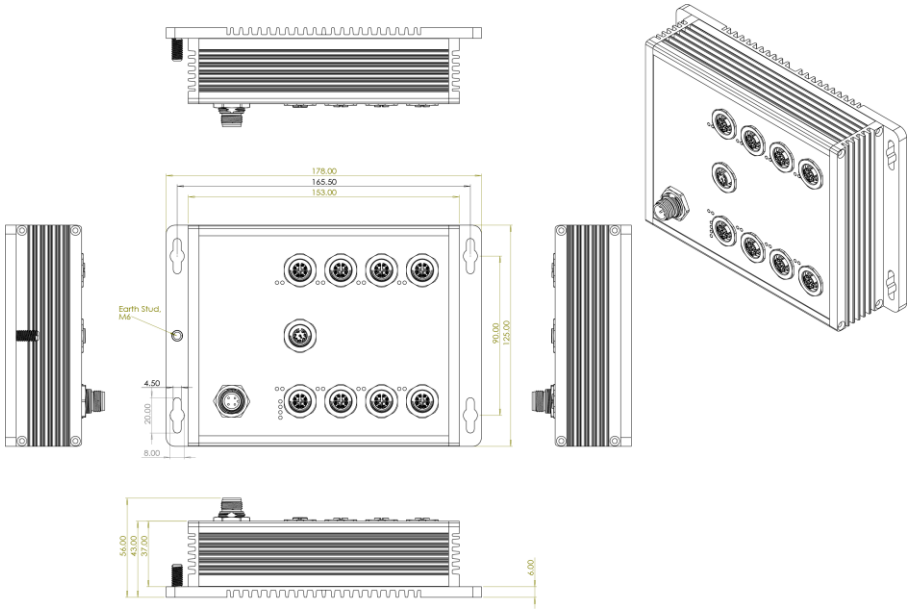

Non-PoE models

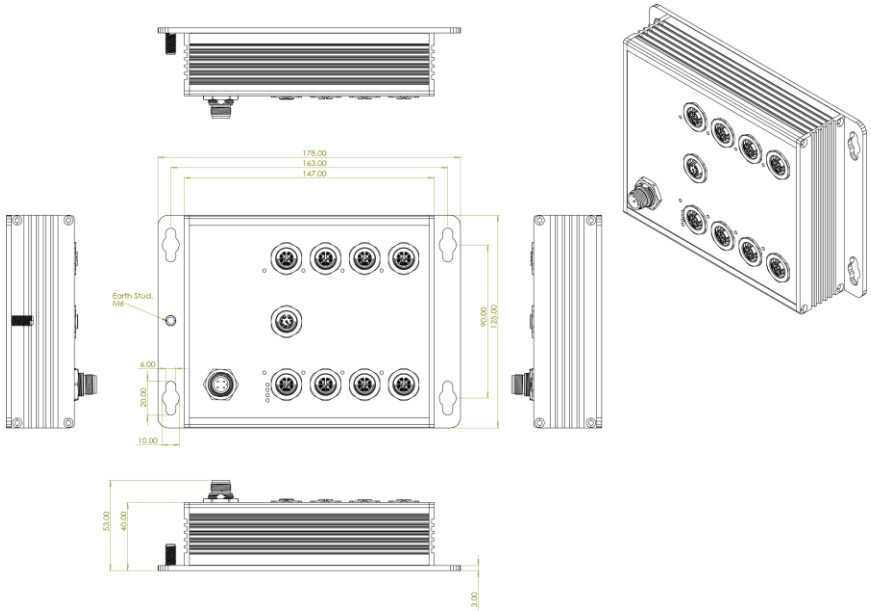

SPECIFICATIONS

Hardware Specification	
Standards	IEEE802.3 10Base-T Ethernet IEEE802.3u 100Base-TX IEEE802.3ab 1000Base-T Ethernet IEEE802.3x Flow Control and Back Pressure IEEE802.3ad Port trunk with LACP
	IEEE802.1d Spanning Tree IEEE802.1w Rapid Spanning Tree IEEE802.1s Multiple Spanning Tree IEEE802.3ad Link Aggregation Control Protocol (LACP) IEEE802.1AB Link Layer Discovery Protocol (LLDP)

	IEEE802.1X User Authentication (Radius) IEEE802.1p Class of Service IEEE802.1Q VLAN Tag IEEE802.3at/af Power over Ethernet (PoE model)
Switch Architecture	Back-plane (Switching Fabric): 16Gbps
Transfer Rate	14,880pps for Ethernet port 148,800pps for Fast Ethernet port 1,488,000pps for Gigabit Ethernet port
Mac Address	16K MAC address table
Jumbo frame	10KB
Connectors	10/100/1000T: 8 x M12 8-pole X-coded (Push-Pull** connector) (Router/LAN configurable) Power Input connector: 1 x M12 4-pole Male A-coded Reset/Console/USB: 1 x M12 8-pole A-code Note: Push-pull connectors feature an inner lock and are suitable for push-pull and screw-type cabling.
Network Cable	10Base-T: 2-pair UTP/STP Cat. 3, 4, 5/ 5E/ 6 cable EIA/TIA-568 100-ohm (100m) 100Base-TX: 2-pair UTP/STP Cat. 5/ 5E/ 6 cable EIA/TIA-568 100-ohm (100m) 1000Base-TX: 2-pair UTP/STP Cat. 5/ 5E/ 6 cable EIA/TIA-568 100-ohm (100m)
LED	Per unit: Power 1 (Green), Power 2 (Green), FAULT (Red); RM(Green) Ethernet port: Link/Activity (Green), Speed (Amber) PoE: Link/Act (Green)
Operating Humidity	5% ~ 95% (Non-condensing)
Operating Temperature	-40°C ~ 70°C (-40°F ~ 158°F) (-E; -24TVI model) -20°C ~ 60°C (-4°F ~ 140°F)
Storage Temperature	-40°C~85°C / -40°F~185°F
Power Supply	9-36VDC (24VI) 16.8-56VDC (24TVI)
PoE Budget (PoE model)	80W at 24VDC
PoE pin assignment	M12 port #1-#8 supports IEEE 802. 3at/af

(PoE model)	End-point. Per port provides up to 30W
Power Consumption	7W (w/o PoE load)
Case Dimension	IP54/IP67: Aluminum case 178mm(W)x125mm(H)x56mm(D) (PoE models) 178mm(W)x125mm(H)x53mm(D) (Non-PoE models)
Weight	1.05kgs
Installation	Wall Mount
EMI & EMS	FCC Class A, CE EN55032 Class A, CE EN55024, CE EN61000-4-2, CE EN61000-4-3, CE EN61000-4-4, CE EN61000-4-5, CE EN61000-4-6, CE EN61000-4-8, CE EN61000-6-2, CE EN61000-6-4 BS EN 55035:2017+A11:2020, BS EN 55032:2015+A11:2020, IEC 61000-4-2:2008, IEC 61000-4-3:2020, IEC 61000-4-4:2012, IEC 61000-4-5:2014+AMD1:2017 CSV, IEC 61000-4-6:2023, IEC 61000-4-8:2009
Verifications	EN50155*/EN50121-3-2/EN50121-4 EN45545-1, EN 45545-2 Fire & Smoke
Stability Testing	EN61373* (Shock and Vibration)
Vehicle Certificate	E24 marking (UN ECE R10) ITxPT labeled*
Vehicle Compliance	UN ECE R118
MTBF	276,655hrs (25°C) 232,841hrs (40°C)

Software Specification

Lantech OS2PRO Platform
Download Software Datasheet
(https://www.lantechcom.tw/global/eng/download/datasheet/D-OS2PRO.pdf)

*Future release
**Optional

***only for Standard model

ORDERING INFORMATION

All model packages include M12 caps. For conformal coating add –C to P/N & model names; add -IGN for ignition models; add -SEC for Cybersecurity models
✻ To support environmental sustainability, the console cable will not be included with each device by default, but partially when required

- **TPGS-3008T-8-54-24VI-IGN-E-PP…… P/N: 8351-14401**
  8 10/100/1000T push-pull connector w/8 PoE at/af L2+ NAT router Switch w/ PoE & Ethernet galvanic isolation; 9~36VDC dual input; -40°C to 70°C; IP54 rated; w/ignition
- **TGS-3008T-54-24VI-IGN-E-PP …… P/N: 8351-14402**
  8 10/100/1000T push-pull connector L2+ NAT router Switch w/Ethernet galvanic isolation; 9~36VDC dual input; -40°C to 70°C; IP54 rated; w/ignition
- **TPGS-3008T-8-54-24VI-E-PP…… P/N: 8351-14403**
  8 10/100/1000T push-pull connector w/8 PoE at/af L2+ NAT router Switch w/ PoE & Ethernet galvanic isolation; 9~36VDC dual input; -40°C to 70°C; IP54 rated
- **TGS-3008T-54-24VI-E-PP …… P/N: 8351-14404**
  8 10/100/1000T push-pull connector L2+ NAT router Switch w/Ethernet galvanic isolation; 9~36VDC dual input; -40°C to 70°C; IP54 rated
- **TPGS-3008T-8-54-24TVI-E-PP …… P/N: 8351-14405**
  8 10/100/1000T push-pull connector w/8 PoE at/af L2+ NAT router Switch w/ PoE & Ethernet galvanic isolation; 16.8~56VDC dual input; -40°C to 70°C; IP54 rated
- **TGS-3008T-54-24TVI-E-PP …… P/N: 8351-14406**
  8 10/100/1000T push-pull connector L2+ NAT router Switch w/ Ethernet galvanic isolation; 16.8~56VDC dual input; -40°C to 70°C; IP54 rated

- **TPGS-3008T-8-67-24VI-IGN-E-PP…….. P/N: 8351-14407**
  8 10/100/1000T push-pull connector w/8 PoE at/af L2+ NAT router Switch w/ PoE & Ethernet galvanic isolation; 9~36VDC dual input; -40°C to 70°C; IP67 rated; w/ignition
- **TGS-3008T-67-24VI-IGN-E-PP …….. P/N: 8351-14408**
  8 10/100/1000T push-pull connector L2+ NAT router Switch w/Ethernet galvanic isolation; 9~36VDC dual input; -40°C to 70°C; IP67 rated; w/ignition
- **TPGS-3008T-8-67-24VI-E-PP…….. P/N: 8351-14409**
  8 10/100/1000T push-pull connector w/8 PoE at/af L2+ NAT router Switch w/ PoE & Ethernet galvanic isolation; 9~36VDC dual input; -40°C to 70°C; IP67 rated
- **TGS-3008T-67-24VI-E-PP ……..P/N: 8351-14411**
  8 10/100/1000T push-pull connector L2+ NAT router Switch w/Ethernet galvanic isolation; 9~36VDC dual input; -40°C to 70°C; IP67 rated
- **TPGS-3008T-8-67-24TVI-E-PP …….. P/N: 8351-14412**
  8 10/100/1000T push-pull connector w/8 PoE at/af L2+ NAT router Switch w/ PoE & Ethernet galvanic isolation; 16.8~56VDC dual input; -40°C to 70°C; IP67 rated
- **TGS-3008T-67-24TVI-E-PP …….. P/N: 8351-14413**
  8 10/100/1000T push-pull connector L2+ NAT router Switch w/ Ethernet galvanic isolation; 16.8~56VDC dual input; -40°C to 70°C; IP67 rated

*For all detailed part nos. and model names, please refer to
https://www.lantechcom.tw/global/eng/download/datasheet/P-T(P)GS-3008T.pdf

OPTIONAL ACCESSORIES

Software package

Please refer to the software datasheet (https://www.lantechcom.tw/global/eng/download/datasheet/D-OS2PRO.pdf)

M12 Connector & Cable

Connector	
ECONM12-04A(F)-C-180	4 pin M12 (Female) A-coded 180 degree crimp type connector for power supply
ECONM12-08A(M)-180	8 pin M12 (Male) A-coded 180 degree crimp type connector for reset/console/USB
ECONM12-08X(M)-SPEEDCON	8 pin M12 (Male) X-coded 180 degree crimp type connector for data, Ethernet CAT6A (10G), shielded, SPEEDCON
Cable	
ECONM12-4P(F)1.5M CABLE	4 pin M12 (Female) A-coded 90 degree cable for power supply, 150cm
ECABM12X83MSTP	8 pin M12 (Male) X-coded 180 degree RJ45 STP cable for data, shielded, 300cm
ECONM12-08(M) TO DB9+USB2.0-1.5M CABLE	8 pin M12 (Male) A-coded 180 degree M12 to USB2.0 to DB9 (Female) cable, 150cm

Managed Switch OS Generations

We offer a comprehensive range of managed switches, from OS1 and OS2 with rich L2+ management features, to OS2 PRO with basic routing functionality, and OS3, OS4, and OS5, which can be upgraded with optional Layer 3 Lite or Layer 3 capabilities to meet diverse customer needs. Note: Model differences include both software features and hardware specifications.

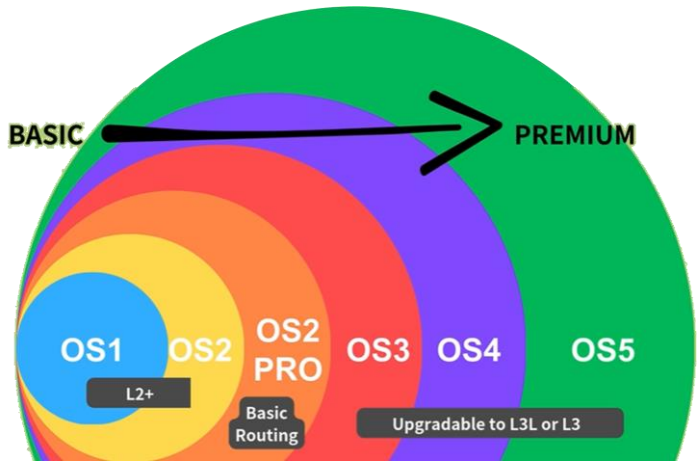

[LEARN MORE]

→ OS2PRO Generation

→ OS3/OS4 Generation

→ OS5 Generation

[CHECK THE DIFFERENCES]

→ Generation Comparison Table

Lantech Communications Global Inc.
www.lantechcom.tw
info@lantechcom.tw

© 2025 Copyright Lantech Communications Global Inc. all rights reserved. Updated on 13 NOV 2026
The revise authority rights of product specifications belong to Lantech Communications Global Inc.
In a continuing effort to improve and advance technology, product specifications are subject to change without notice.