

Camissa Bond Fund

March 2026

Invest **different**



Portfolio Manager
Satish Gosai
BSc (Hons), CFA

Fund objective

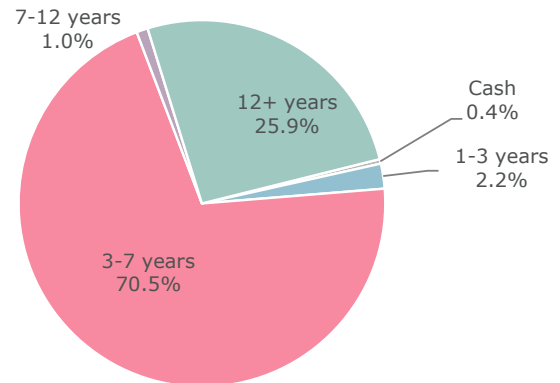
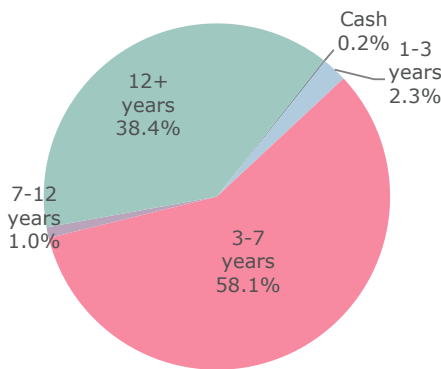
This fund seeks to outperform the benchmark over time and offers exposure to the South African bond market by investing in a range of government, parastatal and corporate bonds. The fund is actively managed and performance is achieved by identifying investment opportunities across the interest rate spectrum.

Visit our website www.camissa-am.com
Call Client Service 0800 854 417
Email clientservice@camissa-am.com
Fax 088 021 671 3112

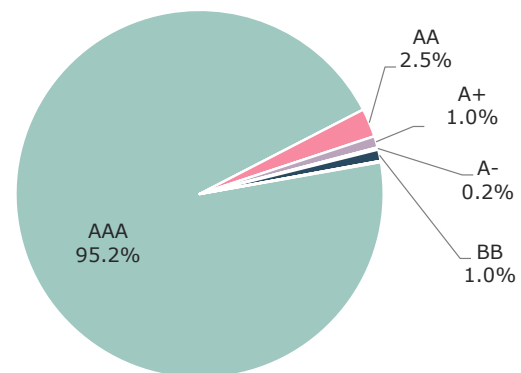
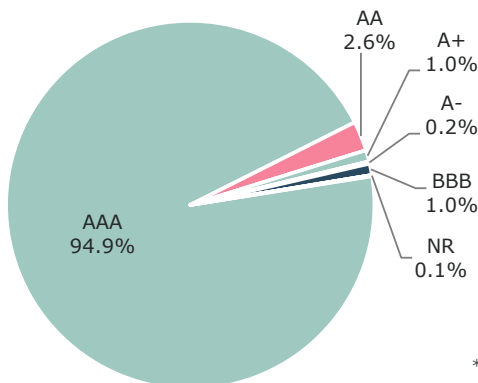
Quarter ended March 2026

Quarter ended December 2025

Term exposure



Credit exposure



*NR - not rated by Moody's, Fitch or S&P

Fund duration

5.78

5.50

Key indicators

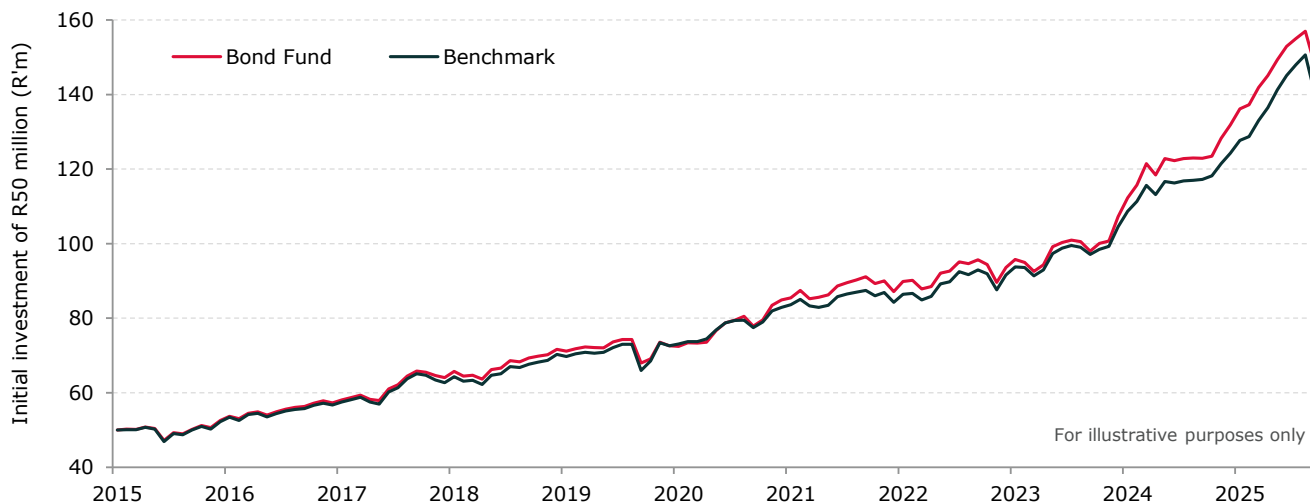
Economic data	End of quarter figure
Latest consumer price inflation (CPI % YoY)	0.0%
Repo rate (%)	6.8%
3m JIBAR	6.8%
10-year government bond yield	9.3%
US Treasury 10-year yield	4.3%
Key asset classes (total return)	Quarterly change
MSCI World Index (USD)	-3.6%
FTSE/JSE All Share Index	-0.6%
FTSE/JSE Listed Property Index	-4.9%
BEASSA All Bond Index	-3.4%
Commodities and currency	Quarterly change
Platinum (\$/oz)	-5.2%
Gold (\$/oz)	8.1%
Rand/US Dollar (USD)	2.3%

Camissa Bond Fund

March 2026

Invest **different**

Performance¹



Source: Camissa Asset Management, I-Net

Annualised performance

	Fund	Benchmark	Outperformance
1 year	20.4%	19.8%	0.7%
3 years	15.6%	14.8%	0.9%
5 years	13.7%	12.7%	1.1%
Since inception	10.7%	10.2%	0.5%

¹ Fund performance figures are gross of management fees and Capital Gains Tax and net of Withholding Tax. Calculations are based on a lump sum investment, with income reinvested and all performances are annualised. Please note that market and exchange rate fluctuations may affect the value, price or income of investments. Past performance should not be used as a guide for future performance.

Risk statistics

	Fund	Benchmark
Annualised monthly volatility	8.3%	8.3%
Annualised monthly tracking error	1.7%	n/a
Information ratio*	0.3	n/a
Sharpe ratio	0.5	n/a
Maximum gain [#]	27.7%	29.5%
Maximum drawdown [#]	-8.5%	-9.7%
% Positive months	68.8%	70.3%
Beta vs benchmark	1.0	1.0

* Information ratio = $\frac{\text{outperformance}}{\text{tracking error}}$

[#] Consecutive months of change in the same

Benchmark BESA All Bond Index

Launch date 1 July 2015

Fund size R1.76 billion

Fund mandate South African bonds

Vehicle Segregated

Minimum investment R50 million

Camissa Asset Management (Pty) Ltd is a licensed financial services provider (FSP No. 784) and is a voting member of the Association for Savings and Investment SA (ASISA). This information is for general purposes only and does not constitute advice. We recommend that you seek the relevant legal, tax, investment or other professional advice that will enable you to make an informed decision. Additional information regarding our policies for calculating and reporting returns and a complete list and description of our composites is available upon request.