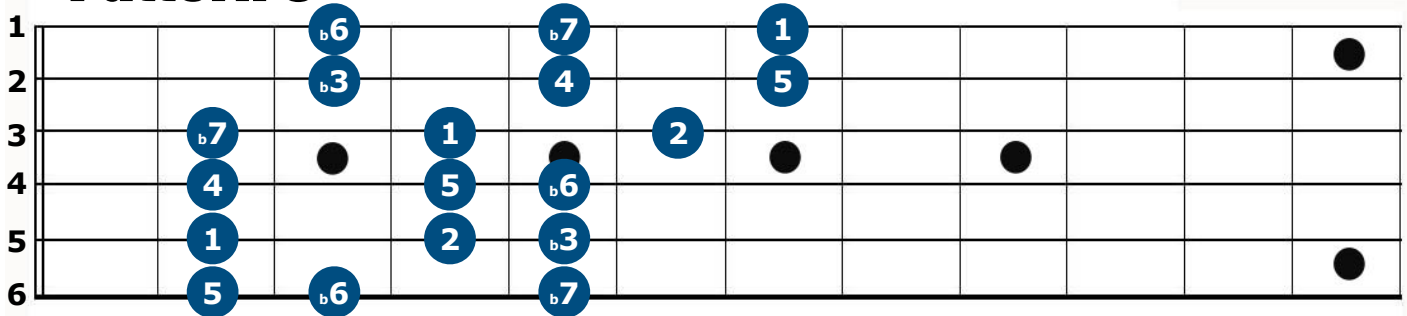
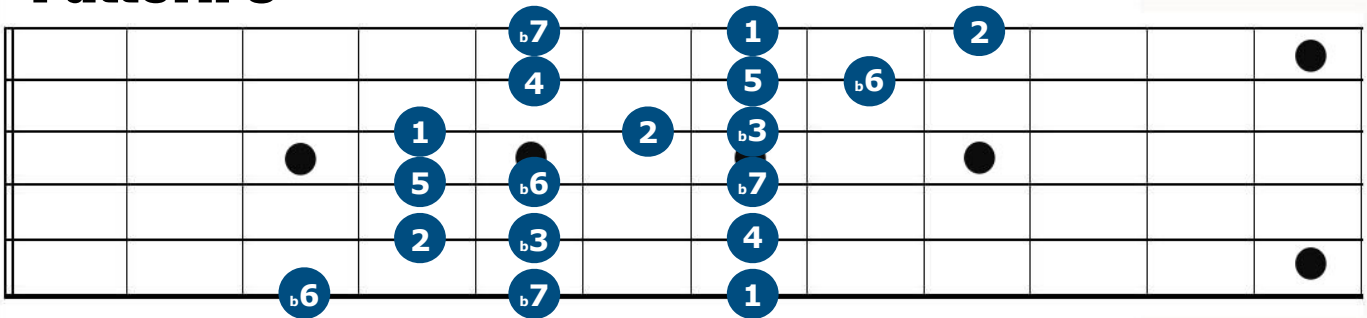


# B Minor Scale

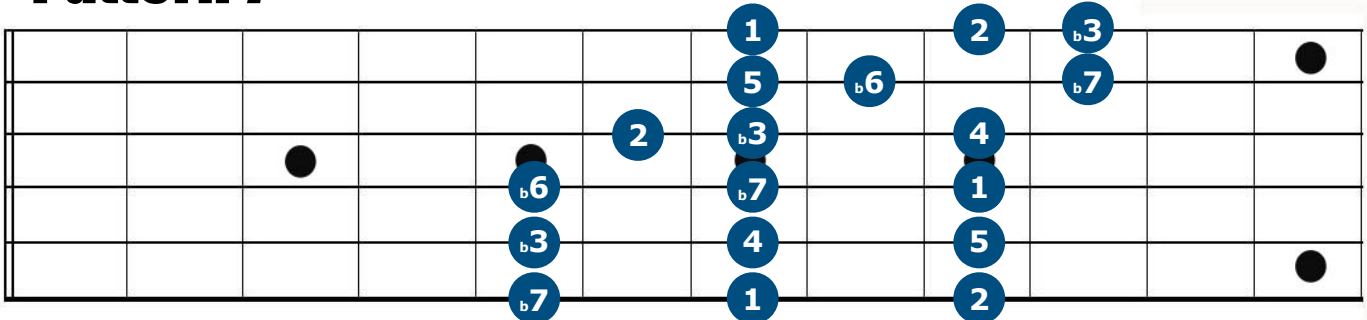
## Pattern 5



## Pattern 6



## Pattern 7



# Pattern 1

A musical staff with five lines. Fingerings are indicated by blue circles with numbers 1-5 and flats (b). Accents are shown as black dots on the second and fourth lines. The fingerings are: 1st line (2, b3, 4), 2nd line (b6, 4, 1, 5, 2), 3rd line (b3, b7, 5, 2), 4th line (b7, 1, 5, b6, b3), and 5th line (4, 1, 2, 3).

# Pattern 2

A musical staff with five lines. Fingerings are indicated by blue circles with numbers 1-5 and flats (b). Accents are shown as black dots on the second, fourth, and sixth lines. The fingerings are: 1st line (b3, 4, 5), 2nd line (b7, 1, 2), 3rd line (4, 5, b6, b3, b7), 4th line (1, 2, 3, 4), and 5th line (b6, b3, 4).

# Pattern 3

A musical staff with five lines. Fingerings are indicated by blue circles with numbers 1-5 and flats (b). Accents are shown as black dots on the second, fourth, and sixth lines. The fingerings are: 1st line (4, 5, b6, b3), 2nd line (1, 2, b7, 4, 1, 5), 3rd line (5, 2, b6, b3, b7, 4), 4th line (b6, b3, 4), and 5th line (b3, 4).

# Pattern 4

A musical staff with five lines. Fingerings are indicated by blue circles with numbers 1-5 and flats (b). Accents are shown as black dots on the first, third, fifth, and seventh lines. The fingerings are: 1st line (5, b6, b7), 2nd line (2, b3, 4), 3rd line (b6, b7, 1, 5, 2), 4th line (b3, 4, 1, 5), and 5th line (b7, 4, 5, b6).