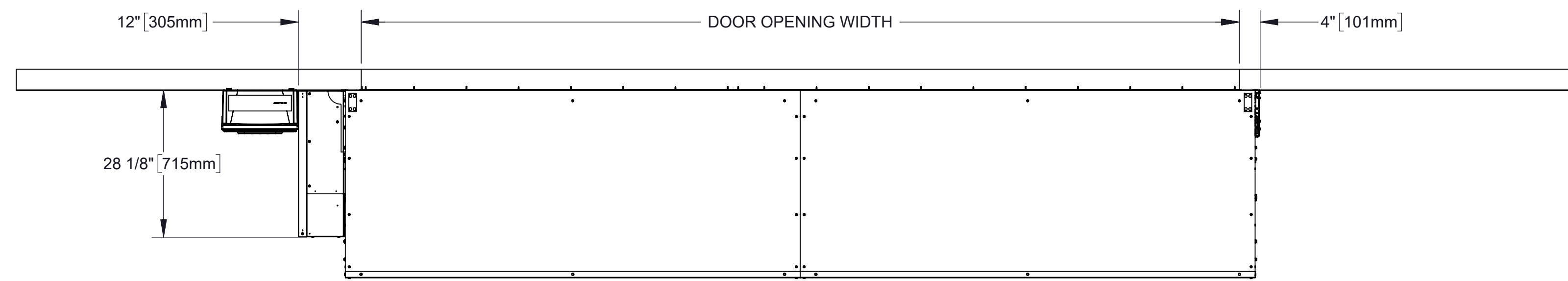


ADDITIONAL CLEARANCE REQUIRED FOR SHROUD FASTENER INSTALLATION ON SIDE/TOP

REVISION HISTORY				
REV.	DATE	NOTE	ECN	BY
-	7/9/2025	RELEASE	11012	SHC

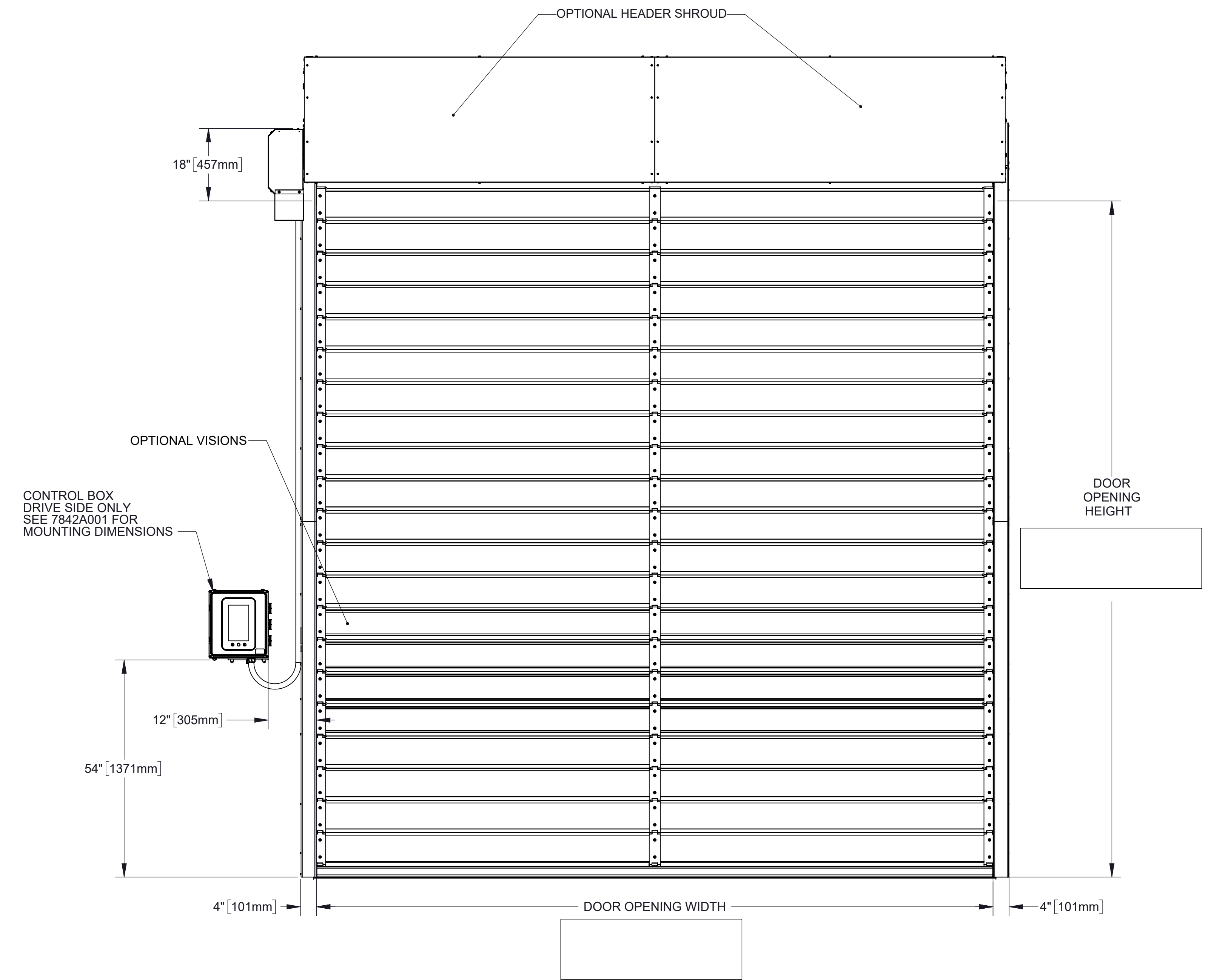
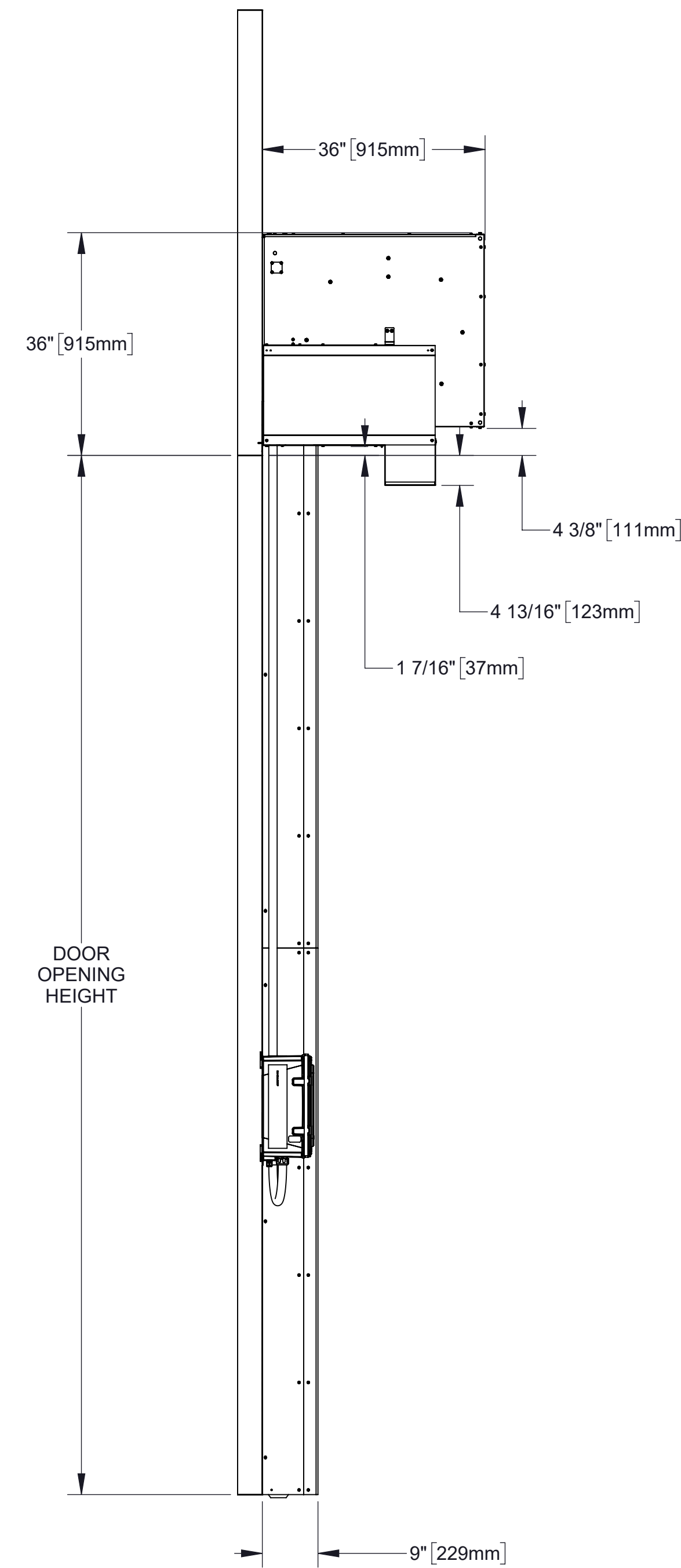


APPROVED YES NO AS MARKED

APPROVED BY: _____

DATE: _____

- VOLTAGE OPTIONS
- 220-240V 1 PHASE**
 - 208V 3 PHASE
 - 230V 3 PHASE
 - 460V 3 PHASE
 - 575V 3 PHASE
- **ROLL FORMED PANELS ONLY



RAPTOR RIGID ARCHITECTURAL APPROVAL DRAWING SELECTION CHART			
UPPER TRACK CONFIGURATION	CONTROL BOX	DRIVE SIDE	DRAWING #
LOW HEAD ROOM	STANDARD	RH DRIVE	7882A001
RADIAL	STANDARD	RH DRIVE	7882A002
LOW HEAD ROOM	STANDARD	LH DRIVE	7882A003
RADIAL	STANDARD	LH DRIVE	7882A004
LOW HEAD ROOM	REMOTE MOUNT	RH DRIVE	7882A005
RADIAL	REMOTE MOUNT	RH DRIVE	7882A006
LOW HEAD ROOM	REMOTE MOUNT	LH DRIVE	7882A007
RADIAL	REMOTE MOUNT	LH DRIVE	7882A008

FINISH: _____

UNLESS OTHERWISE SPECIFIED DIMENSIONS ARE IN INCHES.

TOLERANCES:
 X = ±.050
 XX = ±.010
 XXX = ±.005
 ANGLE = ±1.0°

THIRD ANGLE PROJECTION

MATERIAL: _____

DRAWN BY: SHC
 DRAWN DATE: 07/03/2025
 INITIAL ECN: 11012
 DATE ISSUED: 07/09/2025

REFERENCE: ALL SHEETS ARE THE SAME REVISION STATUS

DO NOT SCALE DRAWING

SCALE: 1:18

SIZE: MODEL D RIG DWG NO 7882A004

REV: -

SHEET 1 OF 1

CONSULT PRODUCT SELL / SPECIFICATION SHEET AND ORDER FORM FOR ADDITIONAL PRODUCT SPECIFICATIONS AND ALL AVAILABLE OPTIONS