

Raptor Rigid™ High Speed XL Security Door

Keep your facility secure, climate controlled and productive. No need to choose, get the benefits of both high speed and security in one door.

Security at the door and beyond

Durable 8" high, 1 3/4" thick double-walled aluminum panels combine with integrated rubber weather seals and a robust hinge system to deliver reliable security at the door. RiteHite ONE* delivers remote notifications, providing security beyond the door.

Energy Savings

Optional automatic door opening & closing at ultra fast speeds minimizes any heating / cooling loss, which helps reduce any employee discomfort.

Improved productivity

Opening speeds up to 80"/second. Vehicle operators spend less time waiting and more time moving. Optional activation sensors mean drivers don't need to leave their vehicle to open the door or carry remotes.

Worry-free maintenance


Ultra-fast speeds mean lower chances of the door being hit. The Predictive Spring Life feature goes beyond basic cycle counts. By analyzing door size, weight, and usage, it pinpoints the perfect time to replace springs—so you're never caught off guard. Backed with industry-leading warranty and nationwide network of local service technicians.

Enhanced safety

Door-Commander™ SafeAlert™ counts down before the door closes so vehicle operators aren't surprised. 6' light curtain integrates into its side columns for a large detection field, enhanced by optional LED lights to warn pedestrians and drivers.



Radial lift



Low headroom / Standard lift



Raptor Rigid High Speed XL Security Door



Door-Commander™
Advanced Controls



* Rite-Hite ONE subscription and Wi-Fi or cellular connection required

Specifications

Speed

Up to 80"/sec (2.5 m/sec) opening speed with standard variable frequency drive. Top speed is dependent on door size and panel configuration

Size

Minimum — 8' w x 8' h (2438 mm x 2438 mm)

Maximum — 16' w x 16' h (4876 mm x 4876 mm)

Track Options

- » Radial (Header Shroud optional)
- » Low Headroom (standard lift)

Vision Options

- » Clear, Frosted, Tinted, Vented
- » None (standard)
- » Full Vision (optional)
- » Partial Vision (optional)

Panel Design

- » Premium Aluminum Extruded panels (standard)
- » Integral weather seal between panels
- » Insulated Premium Aluminum Extruded panels (optional)

Colors

- » White Aluminum RAL 9006 (standard)
- » Custom RAL Classic 216 colors (optional)

Wind Load

Capable of withstanding winds up to 200 mph (50 psf) with solid panels or 137 mph (23.2 psf) with optional window panels

Side Frames

Steel with powder coat gray

Installation Options

- » Interior
- » Exterior / Interior

Springs

Two Spring Banks of High Cycle Extension Springs in each side frame

Drive System

2 HP (1.5 kW) motor, variable frequency drive, absolute encoder

Electrical Requirements

Three-phase options: 208V, 230V, 460V, 575V

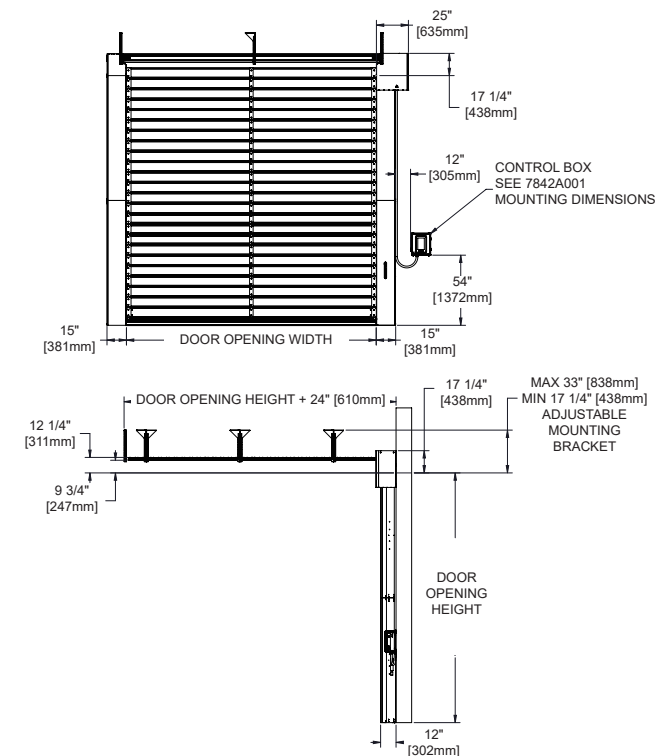
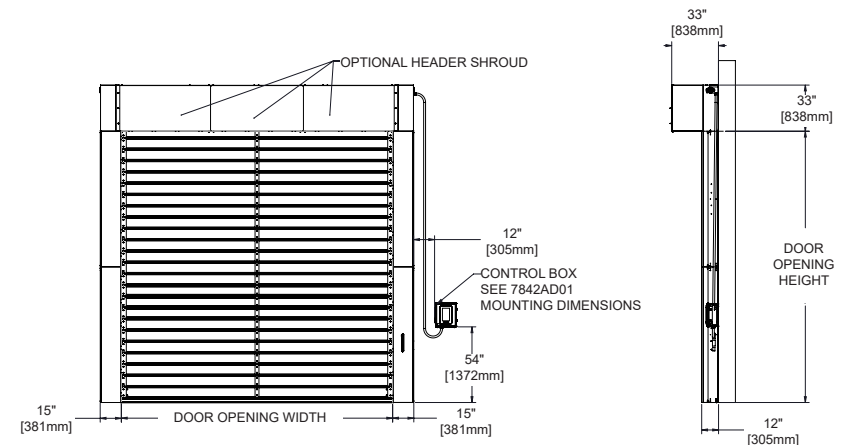
Safety Features

- » 6' Light curtain
- » SafeAlert™ Countdown timer integrated into Door-Commander™ Advanced Controls (Individual SafeAlert System Includes Display, Mounting Bracket, and Low Voltage Cable)

- » Manual brake release

Extended Warranty

- » Seven (7) Year drive system
- » Three (3) Year panel, electrical and mechanical
- » Two (2) Year labor
- » Cellular functionality to easily connect to Rite-Hite ONE



RITEHITE
ALWAYS LOOKING AHEAD

5ISGRIGXLSS0825AMEN02

Milwaukee, Wisconsin, USA

www.ritehite.com

P 414-355-2600 (800-456-0600)

F 414-355-9248

Rite-Hite® Raptor Rigid™, Door-Commander™ and SafeAlert™ are trademarks of the Rite-Hite Holding Corporation. Rite-Hite products may be covered by one or more U.S. Patents with other U.S. and foreign patents pending. Patent coverage: www.ritehite.com/patents. The information herein is provided as a general reference only regarding the use of the applicable products. The specifications stated here are subject to change. Manufactured by Rite-Hite Doors, Inc.