

4

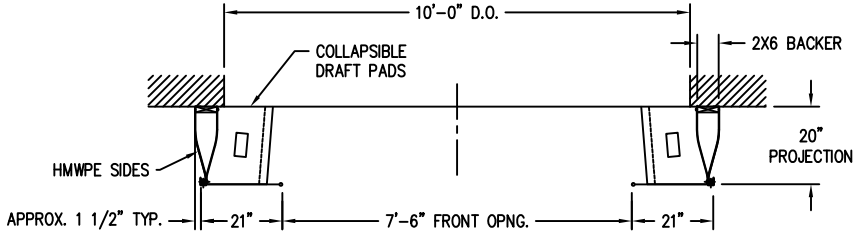
3

2

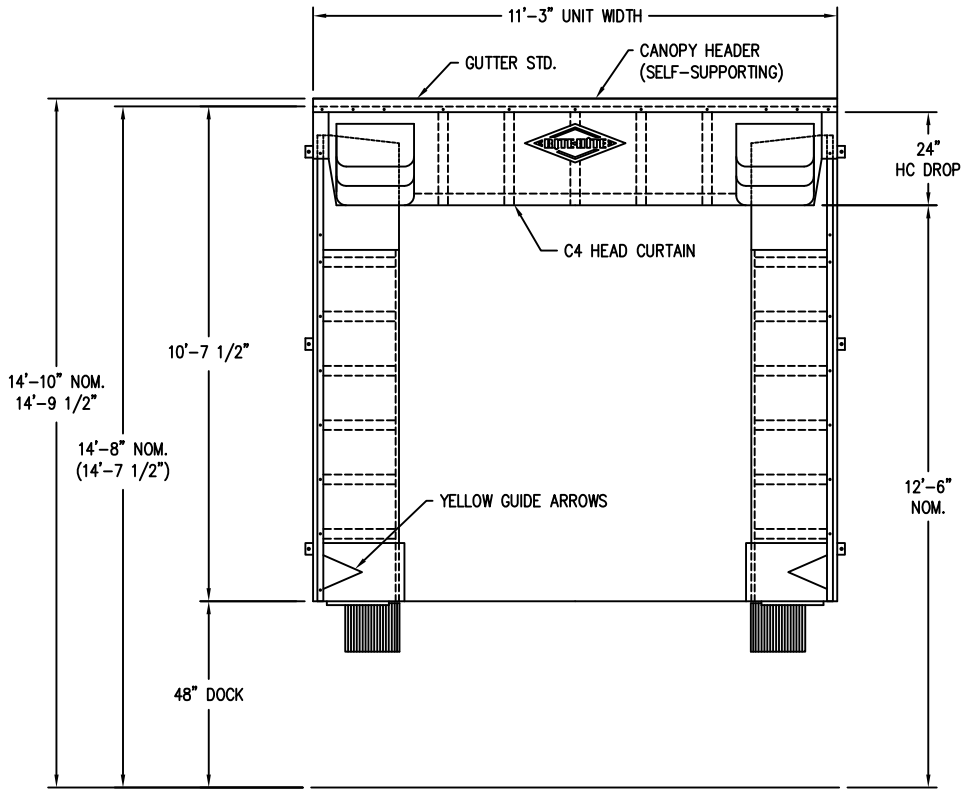
1

NEXT ASSEMBLY

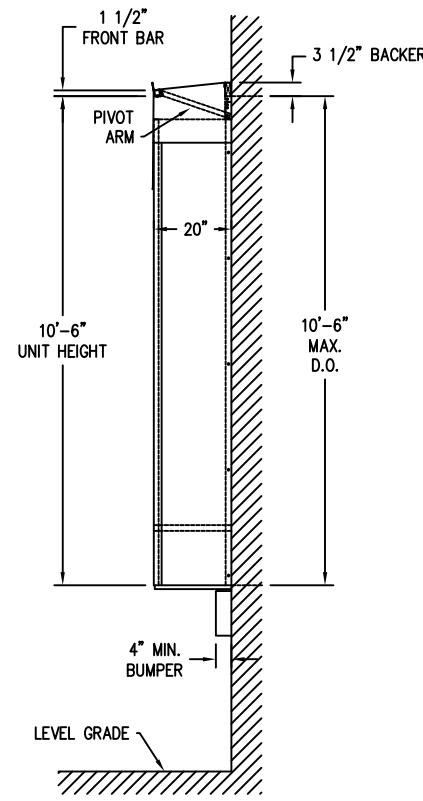
REVISION HISTORY					
REV	DESCRIPTION	ECH	DATE	BY	APPROVED
A	ADDED NOTE ABOUT RAISED BUMPERS	08-009	3/26/08	GDB	
B	ADDED "FOR REFERENCE ONLY" NOTE	11-010	3/29/2011	GDB	
C	UPDATED LOGO AND TITLE BLOCK	14-006	3/28/2014	GDB	



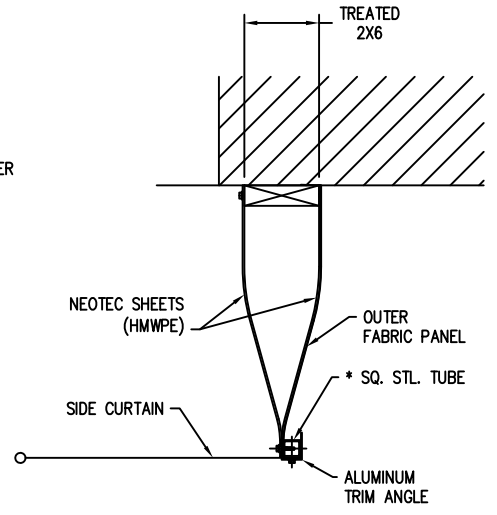
SECTION THRU PLAN



FRONT ELEVATION



SIDE ELEVATION



SECTION THRU SIDE MEMBER

*NOTE:
VERTICAL SQUARE TUBE ON SIDE MEMBER IS NOT TIED INTO FRONT BAR ON CANOPY HEADER UNITS

- NOTES:
- 1) VARIOUS FABRIC OPTIONS AVAILABLE ON C4 STYLE HEAD CURTAIN & SIDE CURTAINS
 - 2) RECOMMENDED TRUCK COVERAGE: 12'-9" TO 13'-6" HIGH X 8'-0" TO 8'-6" WIDE
 - 3) 20" MINIMUM PROJECTION
 - 4) 11'-3" IS ONLY AVAILABLE WIDTH
 - 5) AVAILABLE UP TO 32" MAX. PROJECTION WITH CANOPY HEADER
 - 6) AVAILABLE TAPERS ARE 3" & 6" ONLY
 - 7) AVAILABLE DOCK HEIGHTS ARE 24" MIN. TO 60" MAX.
 - 8) APPLICATIONS THAT HAVE BUMPERS MOUNTED ABOVE DOCK HEIGHT (OR ABOVE THE PIT FLOOR IN VERTICAL LEVELER APPLICATIONS) MAY REQUIRE THAT THE BOTTOM OF THE SIDE MEMBERS BE MOUNTED AT THE TOP OF THE BUMPERS INSTEAD OF AT DOCK HEIGHT.

THIS DRAWING IS FOR REFERENCE ONLY. DO NOT USE FOR PRODUCTION PURPOSES.

©2005 RITE-HITE ENVIRONMENTAL ENCLOSURES CORP.

INCH TOLERANCES			DO NOT SCALE DRAWING	
OVER	UP TO	+ / -	DATE	MM-DD-YY
0	0.125	0.005		
0.125	0.25	0.010		
0.25	1.25	0.020		
1.25	5	0.030		
5	15	0.040		
15	40	0.050		
40	80	0.100		
80	-	0.125		

DRAWN BY	DJH	DATE	4/8/05
CHECKED BY		DATE	
APPROVED BY		DATE	
INITIAL ECH	05-004	DATE ISSUED	
REF			

ITEM	QTY	PART NO.	DESCRIPTION
PARTS LIST / MATERIAL			
RITE-HITE ENVIRONMENTAL ENCLOSURES CORP.			
TITLE: 450S SURVIVOR 20" PROJECTION UNIT WITH OPTIONAL CANOPY HEADER			
SIZE	MODEL NUMBER	DWG NO	REV
C	450S	A7120067	B
SCALE 1/2"=1'			SHEET 1 of 1

4

3

2

1

DWG NO A7120067 SHEET 1 of 1 REV B

A