



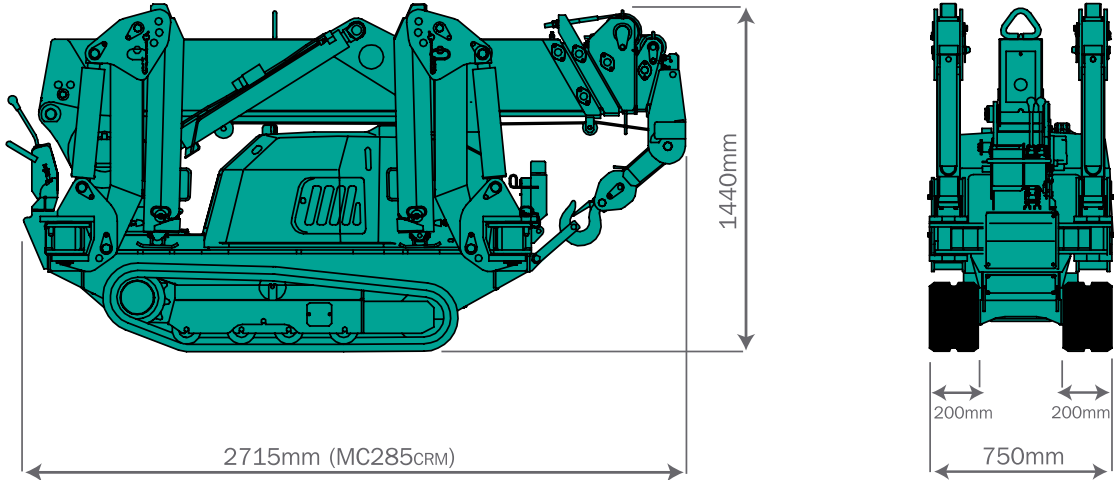
For further details please contact Pace Cranes. Due to improvements, the specifications are subject to change without notice.



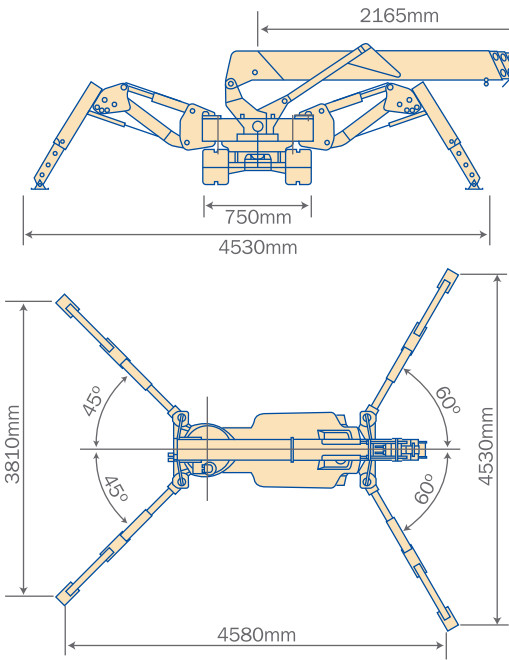
Maeda MC285c

Dimensions

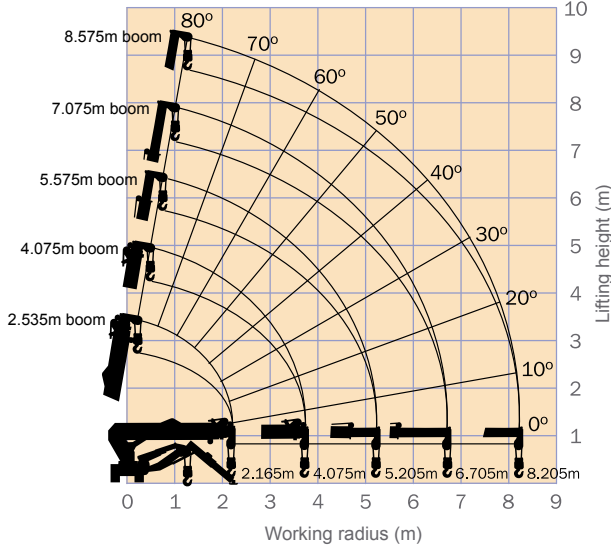
Overall Size



Outrigger Spread Dimensions



Working Range Chart



The Working Range Chart does not take into account boom deflection under load.

The maximum reach below ground level is:

Four Fall	Two Fall	Single Fall
10.10m	20.20m	40.20m



Total rated load Outriggers at Maximum position

4.075m boom		5.575m boom		7.075m boom		8.575m boom	
Working radius (m)	Total rated load (kg)	Working radius (m)	Total rated load (kg)	Working radius (m)	Total rated load (kg)	Working radius (m)	Total rated load (kg)
< 1.4	2820	< 3.0	1220	< 3.6	820	< 4.0	550
1.5	2520	3.5	970	4.0	740	4.5	400
2.0	1920	4.0	780	4.5	580	5.0	340
2.5	1570	4.5	630	5.0	480	5.5	300
3.0	1220	5.0	530	5.5	430	6.0	270
3.5	970	5.205	530	6.0	380	6.5	230
3.705	920			6.5	350	7.0	200
				6.705	330	7.5	180
						8.0	150
						8.205	150



Rated Total Load Chart with outrigger extended to other than maximum


4.075m boom		5.575m boom		7.075m boom		8.575m boom	
Working radius (m)	Total rated load (kg)	Working radius (m)	Total rated load (kg)	Working radius (m)	Total rated load (kg)	Working radius (m)	Total rated load (kg)
< 1.5	1640	< 3.0	480	< 3.6	380	< 4.0	310
2.0	1010	3.5	390	4.0	310	4.5	260
2.5	590	4.0	310	4.5	250	5.0	210
3.0	490	4.5	230	5.0	210	5.5	170
3.5	370	5.0	180	5.5	170	6.0	130
3.705	300	5.205	170	6.0	130	6.5	120
				6.5	110	7.0	90
				6.705	100	7.5	70
						8.0	60
						8.205	50



The Total Rated Load Charts are based on the actual working radius including boom deflection. The weight of the hook (standard 4 fall - 20kg) must be included as part of the load shown in the Total Rated Load Charts.

When using two fall or single fall hooks, use the appropriate four fall Total Rated Load Chart above but with a **maximum load** of: Two Fall - 1410kg, Single Fall - 710kg.





Offering the best balance of power and design

- Slim (750mm) Wide Body
- Programmable Moment Limiter (Optional)
- Rubber Tracks
- Hydrostatic Transmission
- Tilt Sensor/Alarm
- Track System for Easier Manoeuvring
- Powerful Winch with Hydraulic Disc Brake
- Fully Automatic Pentagonal Section Boom
- Cable Remote Controller

Specification		
Model		MC285C
Crane capacity		2.82 t x 1.4m
Max. working radius		8.205m
Max. lifting height		8.7m
Hook speed		8m / min. (4 falls, 4th layer)
Single line speed		32m / min. (4th layer)
Hoist rope		IWRC 6 x Fi (29) 7mm x 48m
Telescopic system	Boom length Telescoping speed Boom type	2.535m - 8.575m 6.04m / 22 sec. Fully automatic 5 section pentagonal telescopic boom
Boom hoist system	Hoist angle / speed	0 - 80° / 14 sec.
Slew system	Slew angle / speed	360° continuous / 2.3 rpm
Outrigger system	Type Maximum extended dimensions	4 Multi position box type with lock valves (Length) 4580mm x (Front) 4530mm x (Rear) 3810mm
Traction system	Drive Travel speed Gradability Crawler length x width Ground pressure	Hydrostatic type, stepless forward and reverse 0 - 2.2 km/h 20° 975mm x 200mm 0.44 kg / cm ²
Engine	Model Type Rated output Starting method Fuel / Fuel tank capacity	Yanmar 2TNE68-ME 2 cylinder water cooled diesel 6.57 Kw / 2600 rpm Electric Diesel / 12L
Remote control system	Type	Cable remote controller, micro-speed mode, outrigger operation.
Dimensions	Length x Width x Height MC285CRM Weight MC285CRM	2715mm x 750mm x 1440mm 1720kg
Standard equipment		Working light, hour-meter, 4-fall hook block, black rubber tracks.
Optional equipment		White rubber tracks, single fall hook, two fall hook, searcher hook (300kg max. capacity, weight approx 30kg), radio remote control. Electric motor and moment limiter.