

Commercial Duty Reciprocating Compressors



No Start Up Kits Required | Lifetime Parts Warranty Available

Industrial Gold

Quality Air Compressors at a Great Price.

industrialgold.com ■ 1-800-531-9656 ■ Fax 972-352-6364

© Industrial Gold



Scan to visit our website



IG Reciprocating Pumps

Now Available with Pressure Lubrication

We offer a full line of heavy duty, solid cast iron reciprocating pumps to meet any requirement. They feature some of the most heavy duty components found in piston compressors today, and they reflect our commitment to high quality products and ease of maintenance. Available with pressure lubrication for longer life, smoother operation,




LH1



LH4

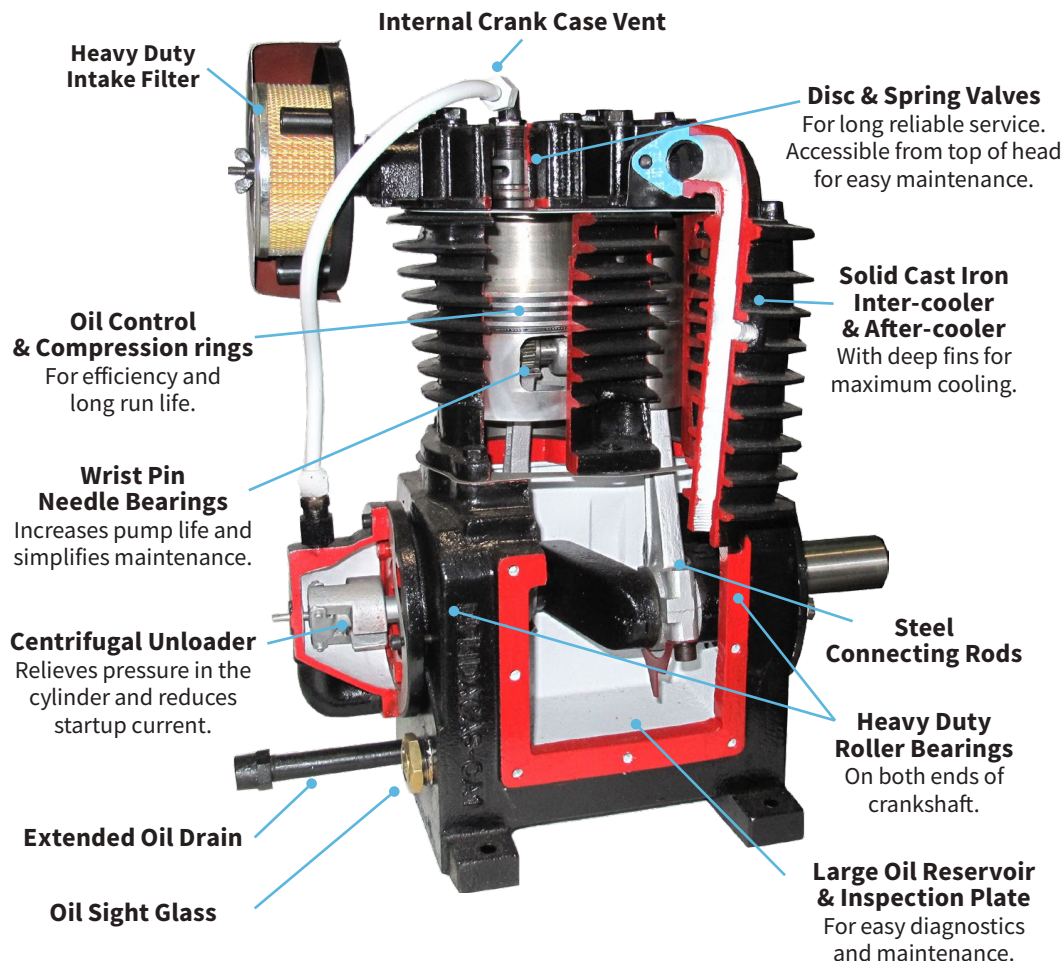


CA1



Pressure Lubricated CA1

CA Series Pump Features



Portable Electric Compressors

Great performance in a compact system with all the power you need to complete location work. Designed for contractors and typically found on the farm, ranch or construction job site, these high value compressors deliver a high CFM per HP ratio.

Features

- Auto start/stop
- Dual control operation
- Industrial grade electric motor
- Fully enclosed belt guard
- Heavy duty air filter
- Heavy duty solid cast iron pump
- Heavy duty lifting handles
- Heavy duty solid rubber tires
- Low-profile design
- Low rpm pump
- Swedish steel valve components
- UL electrical controls
- Vibration isolation mounts
- 1/2" regulator system
- 2 piece quick air connections
- 2 piece tank/top plate system



Model	HP	Voltage	Tank (Gallons)	CFM @ 40 PSI	CFM @125 PSI	Length	Width	Height	Weight
P31H21	3	208-230-1	20	14	12	48.5	20	28	180
P31H11	3	208-230	10	14	12	44	18.5	26	155
P51H22	5	208-230-1	20	18	16	48.5	20	29.5	210
P51H12	5	208-230-1	10	22	16	44	18.5	28	200

Portable Gasoline Engine Compressors

High value compressors for light commercial applications, contractors, and pro-consumers. These units are built for serious performance on the move — no cords, no limits. Designed with heavy duty components and easy mobility in mind.

Features

- Auto start/stop
- Dual control operation
- Industrial grade electric motor
- Fully enclosed belt guard
- Heavy duty air filter
- Heavy duty solid cast iron pump
- Heavy duty lifting handles
- Heavy duty solid rubber tires
- Low-profile design
- Low rpm pump
- Swedish steel valve components
- UL electrical controls
- Vibration isolation mounts
- 1/2" regulator system
- 2 piece quick air connections
- 2 piece tank/top plate system



Model	HP	Drive Engine	Tank (Gallons)	CFM @ 40 PSI	CFM @125 PSI	Length	Width	Height	Weight
P55XG11	5.5	CRX	10	14	12	44	18.5	24	150
P55HG11	5.5	Honda	10	14	12	44	18.5	24	150
P55XG21	5.5	CRX	20	14	12	42	20	30	175
P55HG21	5.5	Honda	20	14	12	42	20	30	175
P8HG12	8.5	Honda	10	22	16	44.5	20	25	160


Lithium Battery Powered Compressors

Features

- 1.5 hours of run time per charge
- Includes two 8 Ah 82v Greenworks commercial batteries
- Industrial duty electric drive motor
- Auto overheating safety shutdown
- Heavy duty solid cast iron pump
- Easy pressure switch operation
- Quiet and smooth operation
- Rapid Recharge battery system
- Dual battery charger
- 200 PSI rated tank
- Oversized ag style wheel
- 2 Piece tank/top plate system
- Mounted vibration isolation system
- Bolt on handles
- 1/2 inch pressure regulator
- Two 3/8 inch quick connections
- Stainless steel flexible air lines
- Standard size JIC air line connections
- Compressor controls protected by top plate and tank

Package Options

- Additional batteries for extra 1.5 hours of run time
- Belt guard aftercooler



Model	HP	CFM @ 40 PSI	CFM @ 125 PSI	Tank	Length	Width	Height	Weight
P25EBP11	3	9.5	8.5	10 Gallon Portable	44	19	27	195
P25EBP21	3	9.5	8.5	20 Gallon Portable	42	20	32	250

Electric Stationary Compressors

Perfect for light commercial applications, pro-consumer or heavy home hobbyist. These units have a high CFM per HP ratio. Designed to power smaller air tools and equipment, low volume nail guns, small grinders and cut off tools.

Features

- Heavy duty solid cast iron pump
- ASME/CRN certified air receiver
- Auto start stop
- Bearings on both end of the crank shaft
- Disk & spring valves
- Heavy duty air filter
- Motor overload protection built-in
- Needle bearings and inserts on compression rod
- Stainless steel flexible discharge line
- Swedish steel valve components
- UL/CSA electric control components

Package Options

- Automatic tank drain
- Belt guard mounted after cooler
- NEMA7 controls
- TEFC 3-phase drive motor



Model	HP	CFM @ 125 PSI	Operating Pressure	Tank	Voltage	Length	Width	Height	Weight
CI51E61V	5	12	95-125	60	208-230-1	28	22	72	215
CI51E62V	5	16	95-125	60	208-230-1	28	22	72	240
CI51E63V	5	16	145-175	60	208-230-1	28	22	72	425
CI51E83V	5	16	145-175	80	208-230-1	32	24	76	525

The Wolverine Series

Compact Design. Serious Performance.

All-new 30 gallon vertical reciprocating compressors by Industrial Gold.

The Wolverine Series delivers best-in-class performance in a compact design, and reaches operational pressure in half the time as comparable 60 gallon models, getting you to work twice as fast.

Features

- Heavy duty solid cast iron pump
- ASME/CRN certified air receiver
- Auto start stop
- Bearings on both end of the crank shaft
- Disk & spring valves
- Heavy duty air filter
- Motor overload protection built-in
- Needle bearings and inserts on compression rod
- Stainless steel flexible discharge line
- Swedish steel valve components
- UL/CSA electric control components

Package Options

- Automatic tank drain
- Belt guard mounted after cooler
- NEMA7 controls
- TEFC 3-phase drive motor



Model	HP	CFM @ 40 PSI	CFM @ 125 PSI	CFM @ 175 PSI	Voltage	Tank	Length	Width	Height
CI51E31V	5	14	12	N/A	208-230/1	30 Gallon Vertical	24	27	44
CI51E32V	5	20	18	N/A	208-230/1	30 Gallon Vertical	24	27	47
CI51E33V	5	18.2	18	16	208-230/1	30 Gallon Vertical	24	27	47



Industrial Gold

600 S 2nd Ave
Mansfield, TX, 76063

1-800-531-9656

Fax 972-352-6364

Quality Air Compressors at a Great Price