


1 Phase Reciprocating Compressor Wiring



Notice: Always make sure the power is off to compressor and contact the manufacturer for advice.

Call 800-531-9656 to find a local trained air compressor service technician.

WARNING: To avoid personal injury, always shut OFF the main power supply and disconnects to the compressor, relieve all air pressure from the system, and check electrical system with electrical probe before starting any service or maintenance on the compressor.

Industrial Gold

Quality Air Compressors at a Great Price.

industrialgold.com ■ 1-800-531-9656 ■ Fax 972-352-6364

© Industrial Gold 04-2026



Scan to visit our website



Step 1

Shut off the main power supply.


Step 2

Punch hole in starter box for power inlet.




Step 3

Remove starter lid cover.



Step 4

Place 1 of the incoming power lines under the starter screw shown




Step 5

Place ground wire behind washer for a proper ground.



Step 5

Place the other incoming power line under the starter screw shown.



Step 6

Make sure all connections are tight and place starter cover back on the box.



Industrial Gold

600 S 2nd Ave
Mansfield, TX, 76063

1-800-531-9656

Fax 972-352-6364

Quality Air Compressors at a Great Price.