



13 HP | 23 CFM Engine-Driven Reciprocating Compressor

23 CFM @ 175 PSI

Features


- Heavy-duty two-stage solid cast iron pump
- Disk and spring valves
- Centrifugal unloader
- Bearings on both ends of the crank shaft
- Needle bearings and inserts on rods
- Torrington needle bearings
- Access to compressor valves without compressor head removal
- Industrial-duty engine
- Alternator on drive engine
- ASME/CRN certified air receiver
- Critical controls protected by compressor base plate
- Drive engine on left side for safety
- Fully enclosed belt guard
- Full saddle mounting feet instead of pegged mounting feet
- Heavy-duty air filter
- Pilot valve continuous operation
- Stainless steel flexible air lines
- 2-groove B width drive pulley
- 2-piece tank/top plate design



Air cooled after cooler on Platinum models

Platinum Features

- All basic features
- Automatic tank drain
- Belt guard mounted after cooler
- On-board battery mounted and wired (no truck wiring needed)
- Tank discharge ball valve
- Vibration pads
- Freight pre-paid in the 48 states & southern Canada



Model	HP	CFM @ 100 PSI	CFM @ 175 PSI	Engine Brand	Starter	Tank	LxWxH	Weight
CI13GEX30	13	24	23	CRX	Electric	30 Gallon Horizontal	42x22x42	650
CI13GEH30	13	24	23	Honda	Electric	30 Gallon Horizontal	45x21x41	650
CI14GEK30	13	24	23	Kohler	Electric	30 Gallon Horizontal	44x21x42	650

Add -P after model number to make Platinum Model. Available in basemount configuration without tank.

No Start Up Kit Required

Lifetime Parts Warranty Available

Industrial Gold

Quality Air Compressors at a Great Price.

industrialgold.com ■ 1-800-531-9656 ■ Fax 972-352-6364

© Industrial Gold 04-2026



Scan to visit our website

