




Shiny Happy Smiles
Pediatric Dentistry

RAISING CAVITY-FREE KIDS: A PARENT'S GUIDE

Written by Dr. Josh Samuel
Board-Certified Pediatric Dentist,
Diplomate of the ABPD



WHEN SHOULD MY CHILD SEE THE DENTIST?

By age 1, or within 6 months of the first tooth. Yes, that early and here's why:

- Baby teeth guide the growth and position of permanent teeth.
- Early visits help us catch issues before they become problems.
- Most importantly, your child builds trust and confidence in a safe environment from the start.

Early prevention is far easier and far less stressful than emergency treatment later.

PRO TIP

The earlier your child meets the dentist, the more likely they are to have a lifetime of positive dental habits.

FLUORIDE: SAFE, PROVEN, AND POWERFUL

Fluoride is one of the best tools we have to protect your child's teeth.

It strengthens enamel, helps prevent cavities, and can even reverse early decay.

How much is safe?

American Academy of Pediatric Dentistry supports:


- Under 3 years old: Use a rice sized smear of fluoride toothpaste.
- Ages 3-6: Use a pea-sized amount.
- Spit, don't rinse: Encourage your child to spit out excess toothpaste but skip rinsing - it helps the fluoride stay on the teeth.

What about fluoride treatments?

In-office fluoride is quick, painless, and especially helpful for kids with:

- A history of cavities
- Weak enamel or deep grooves
- Higher sugar or snacking habits

Fluoride is safe when used appropriately and incredibly effective.



THE REAL CAUSES OF CAVITIES

That Most Parents Miss

Cavities aren't just about candy. They're caused by a mix of bacteria, food, and time.

The big offenders:

- Juice & milk before bed (even if brushed earlier).
- Frequent snacking (especially crackers, granola bars, and fruit snacks).
- Sticky snacks that cling in grooves.
- Sipping or grazing all day. It's not just sugar, it's frequency.

Cavities love STICKY + SLOW. Keep snacks quick and follow with water.

PRO TIP

It's not about perfection it's about patterns. If your child snacks often, offer water afterward and brush 2x/day with fluoride toothpaste.

BUILDING A TOOTH-HEALTHY DIET

You don't have to be strict just smart. Balance and structure go a long way.


Great-for-teeth foods:

- Crunchy fruits and veggies (apples, carrots, celery)
- Cheese and yogurt (calcium-rich and tooth-buffering)
- Protein + fiber-rich meals that keep kids full (and reduce grazing)

Watchlist foods:

- Raisins, fruit snacks, sticky granola bars
- Gummy vitamins
- Frequent goldfish/cracker snacking
- Juice, especially in bottles or sippy cups





HABITS THAT CAN AFFECT DENTAL HEALTH

Thumb & Finger Sucking

This is normal in toddlers but if it continues past age 4, it can shift teeth or affect bite. We gently guide habit-breaking before it becomes a problem.

Grinding (Bruxism)

This is very common in kids. We only intervene if there's jaw pain, damage, or sleep disruption.

Snoring & Mouth Breathing

Snoring or sleeping with the mouth open may signal airway or growth concerns. Let us know. Early evaluation can help prevent bigger issues later.

WHAT TO DO NEXT?

You don't have to figure it all out alone.

If you've ever felt unsure, overwhelmed, or worried about doing the wrong thing for your child's teeth, **you're not alone, and you're in the right place.**

We're here to guide you, answer every question, and give your child an excellent dental experience from the very first visit.



Shiny Happy Smiles Pediatric Dentistry

Calm. Clear. Built for kids.

@shinyhappysmiles

Saint Petersburg, FL

SCHEDULE YOUR CHILD'S VISIT TODAY

It only takes 2 minutes to get started.

(727) 577-4911

www.shinyhappysmiles.com

Please book an appointment online
or give our team a call.



SHINY HAPPY SMILES
PEDIATRIC DENTISTRY