



President's Report

Transitioning Pathways towards
Sustainability

2022 Annual Stockholders' Meeting
Monday, April 25, 2022

Disclaimer

This presentation and the information contained herein (this "Presentation") are the sole and exclusive property of Aboitiz Equity Ventures ("AEV") and shall only be used for the purpose intended herein and may not be used, published or redistributed without the prior written consent of AEV. None of the information contained in this Presentation constitutes a solicitation, offer, opinion, or recommendation by AEV to buy or to sell any securities or financial instrument or to provide any investment service or investment advice. AEV gives no undertaking and is under no obligation to provide the recipient with access to any additional information or to update this Presentation or to correct any inaccuracies in it which may become apparent. Further, it reserves the right, without any reason whatsoever, at any time and in any respect, to amend the information provided herein. The opinions expressed herein are made in good faith and while every care has been taken in preparing this Presentation, no representation or warranty is given by AEV as to its accuracy or completeness. All statements in this Presentation, other than statements of historical facts, that address activities, events, or developments that AEV expects or anticipates will or may occur in the future (including, but not limited to, projections, targets, estimates and business plans) are forward-looking statements based upon what AEV believes are reasonable assumptions and expectations in light of currently available information as of the date of this Presentation. As such, AEV's actual results or developments may differ materially from those which are expressed or implied in these forward-looking statements as a result of various factors and uncertainties, including, but not limited to, price fluctuations, actual demand, exchange rate fluctuations, market shares, competition, changes in legal, financial, and regulatory frameworks, international economic and financial market conditions, political risks, cost estimates, and other risks and factors beyond AEV's control. Your use of, or reliance on, this Presentation and any conclusion you may form from this Presentation shall be at your sole risk. AEV shall not, directly or indirectly, be liable, in any way, for any inaccuracies, errors, or omissions in this Presentation, including, but not limited to, any quotes or financial data contained therein, nor for any damages resulting therefrom. Any opinion/data/forward-looking statements herein reflected may be subject to change by AEV without notice.




Sabin M. Aboitiz

*President and CEO
Aboitiz Equity Ventures Inc.*

2021 Philippines GDP

5.6%

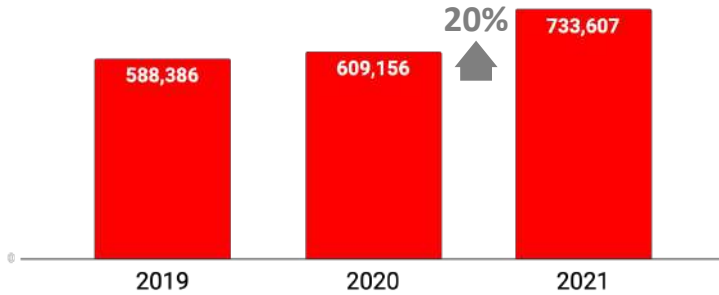




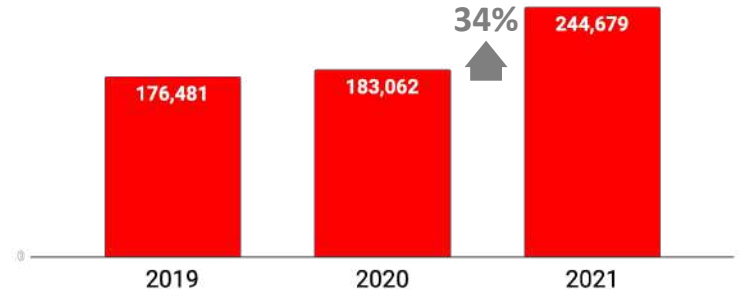
Balance Sheet

In PHP Millions

Total Assets

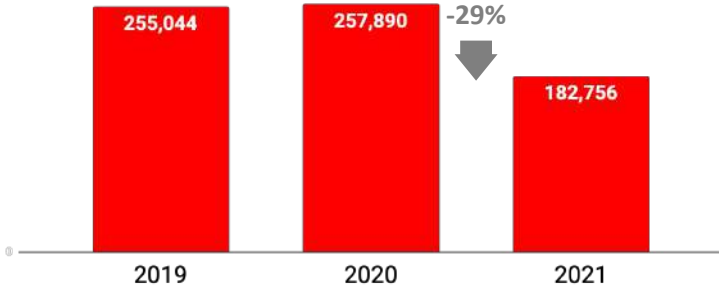


Stockholders Equity



**Equity Attributable to Equity Holders of the Parent*

Net Debt

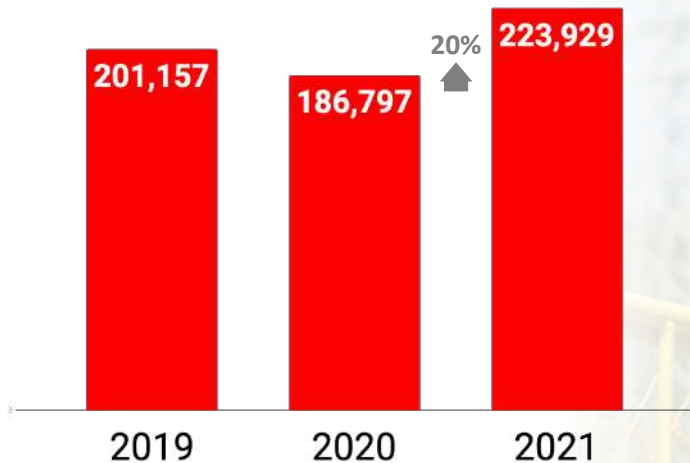


	2019	2020	2021
Net D/E Ratio	1.17x	1.14x	0.56x
Current Ratio	1.27x	1.60x	2.32x

2021 Financial Highlights

Revenue

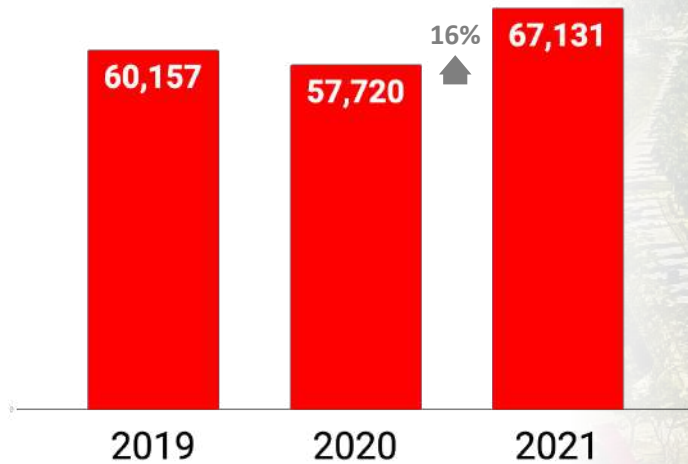
(in PHP Millions)



2021 Financial Highlights

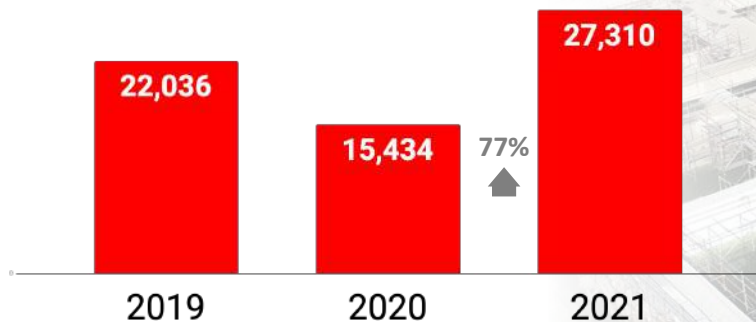
EBITDA

(in PHP Millions)



2021 Financial Highlights

Net Income (in PHP Millions)

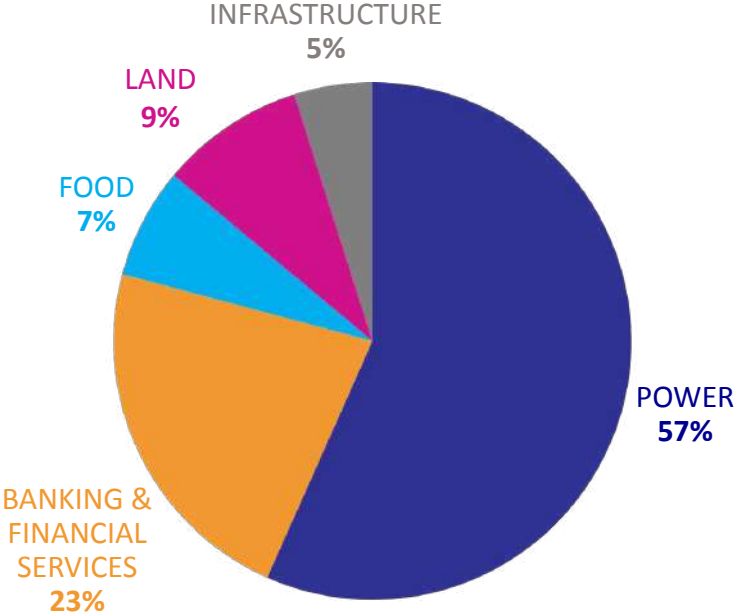


EPS	3.91	2.74	4.85
ROE	13%	9%	15%

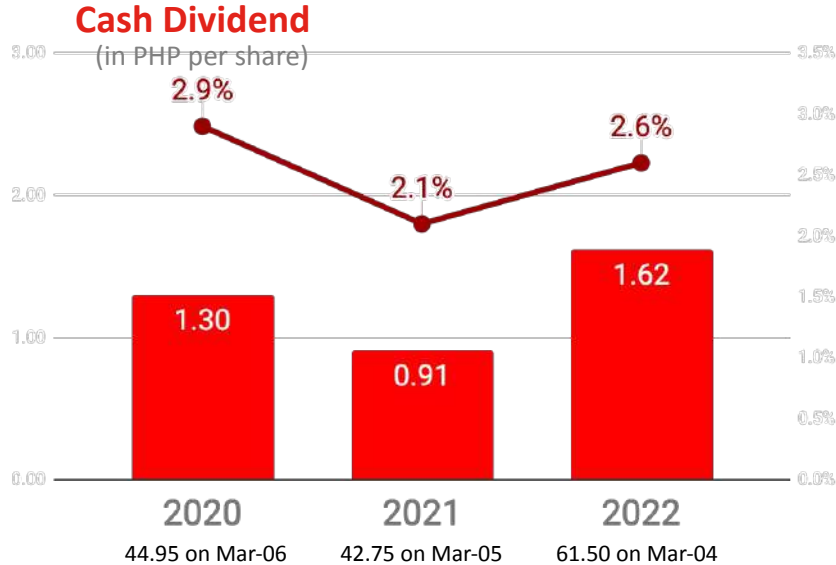
2021 Financial Highlights



Earnings Contribution



Dividends



- Dividend yield (yields are computed by dividing DPS by the closing price on declaration date)
- Dividend per share (in pesos/share)

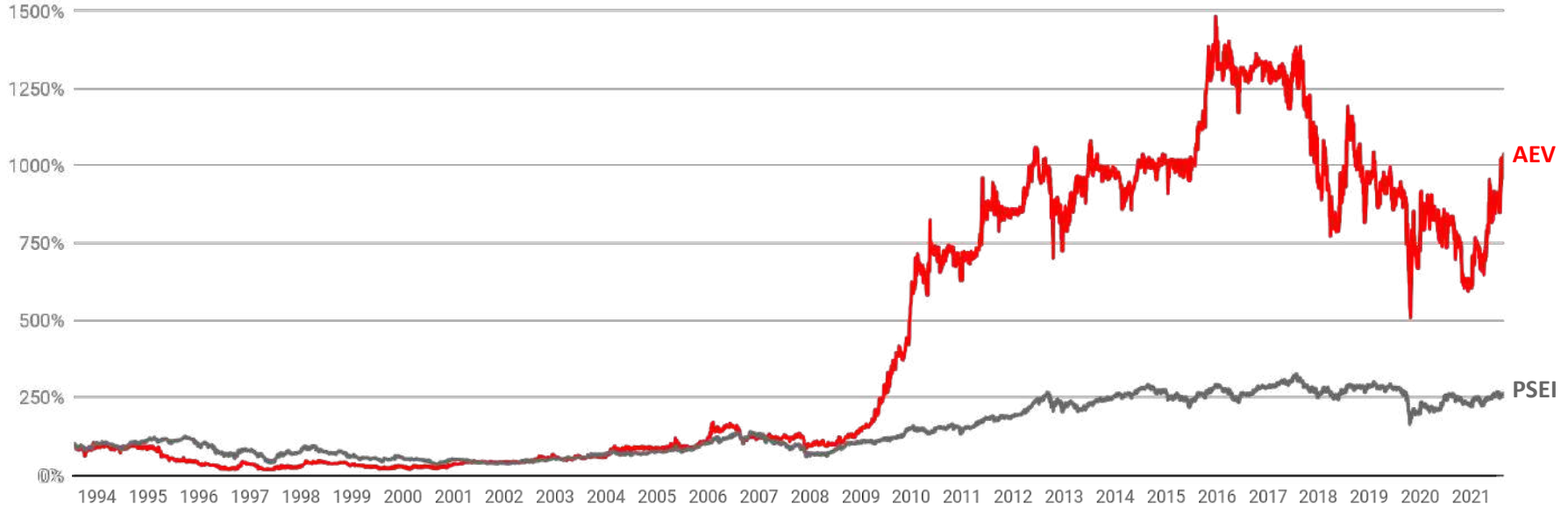
	MEMORANDUM	CN - No. 2022-0013									
THE PHILIPPINE STOCK EXCHANGE, INC.											
<input type="checkbox"/> Listing <input type="checkbox"/> Market Education <input type="checkbox"/> Market Information <input checked="" type="checkbox"/> Products and Services											
<input type="checkbox"/> Public Advisory <input type="checkbox"/> Regulatory Updates <input type="checkbox"/> TP Announcements <input type="checkbox"/> Others											
TO	:	INVESTING PUBLIC AND ALL TRADING PARTICIPANTS									
DATE	:	March 28, 2022									
SUBJECT	:	LAUNCH OF THE PSE DIVIDEND YIELD AND PSE MIDCAP INDEX									
<p>The Philippine Stock Exchange is announcing the launch of two new indices, the PSE Dividend Yield Index and the PSE MidCap Index today, March 28, 2022.</p> <p>PSE Dividend Yield Index</p> <p>The PSE Dividend Yield ("PSE DivY") Index focuses on companies that consistently give high-yielding dividends. The 20 companies in this index are selected based on liquidity, free float, financials, and three-year average dividend yield performance.</p> <p>The current list of constituents of the PSE DivY Index is as follows:</p>											
<table border="1"> <thead> <tr> <th>Count</th> <th>Company</th> <th>Code</th> </tr> </thead> <tbody> <tr> <td>1</td> <td>Aboltiz Equity Ventures, Inc.</td> <td>AEV</td> </tr> <tr> <td>2</td> <td>Aboltiz Power Corporation</td> <td>AP</td> </tr> </tbody> </table>			Count	Company	Code	1	Aboltiz Equity Ventures, Inc.	AEV	2	Aboltiz Power Corporation	AP
Count	Company	Code									
1	Aboltiz Equity Ventures, Inc.	AEV									
2	Aboltiz Power Corporation	AP									

DIVIDEND PAYOUT RATIO


1/3

OF PREVIOUS YEAR'S
NET INCOME

AEV 27-year Stock Performance



Total Shareholder Return Compounded Annual Growth Rate



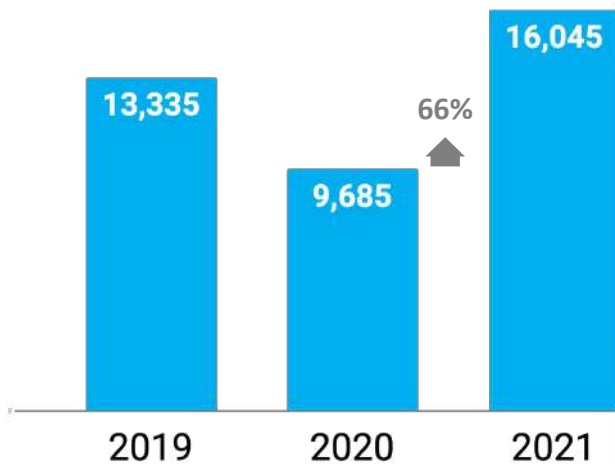
Total shareholder return (TSR) is computed by combining share price appreciation and dividends paid to show TRS expressed as a compounded annual growth rate (CAGR)

Operating Results:

POWER

Income Contribution

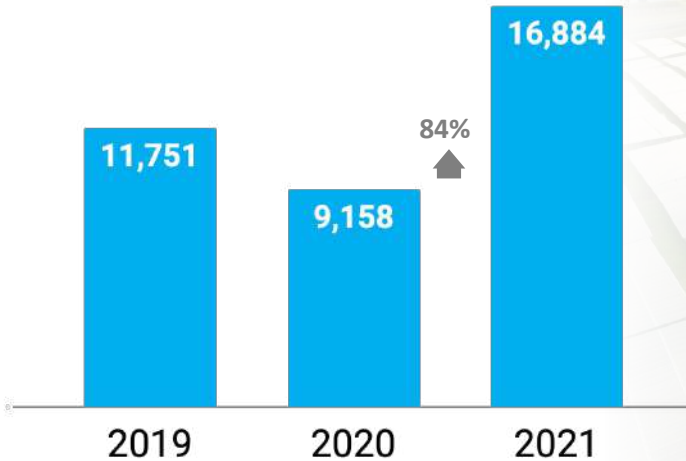
(in PHP Millions)



Operating Results:

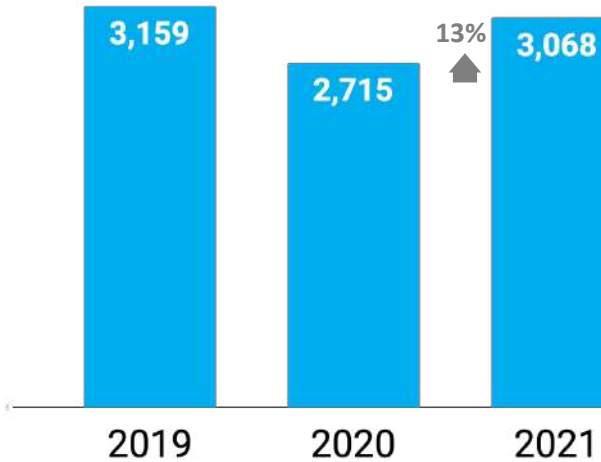
Power Generation and Retail Electric Supply

Income Contribution (in PHP Millions)



Operating Results: Power Distribution

Income Contribution (in PHP Millions)





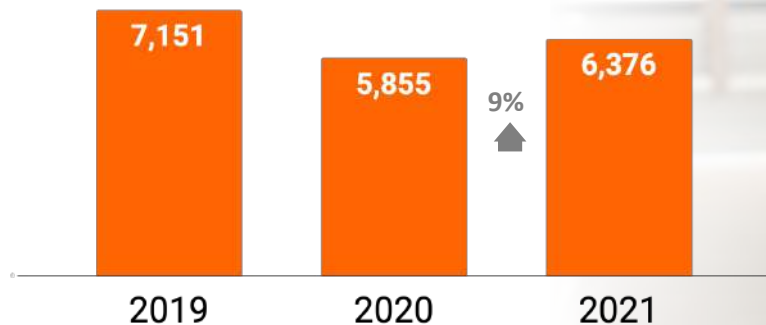
Power Outlook

Operating Results:

Banking and Financial Services

Income Contribution

(in PHP Millions)



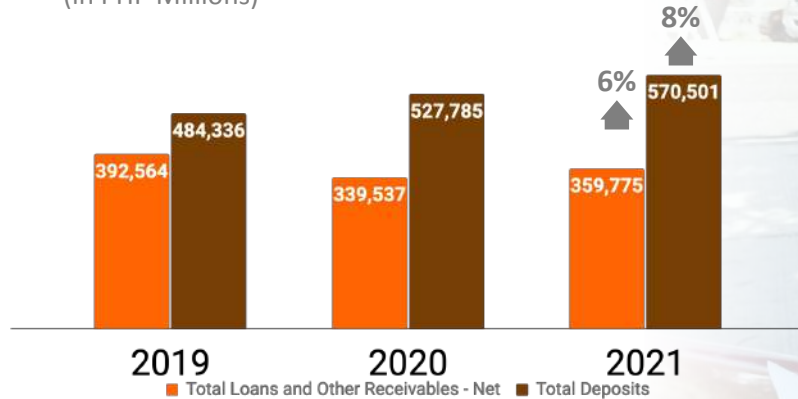
ROAE	15.3%	11.5%	11.6%
ROAA	1.9%	1.5%	1.6%

Operating Results:


Banking and Financial Services

Total Deposits and Total Loans & Other Receivables - Net

(in PHP Millions)



Net NPL Ratio	2019	2020	2021
	1.8%	3.2%	2.4%

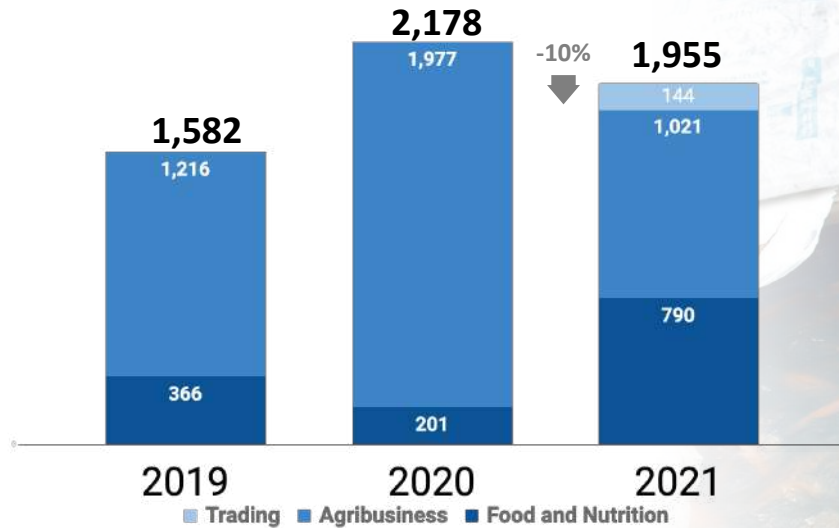



Banking and Financial Services Outlook

Operating Results:

Food

Income Contribution (in PHP Millions)





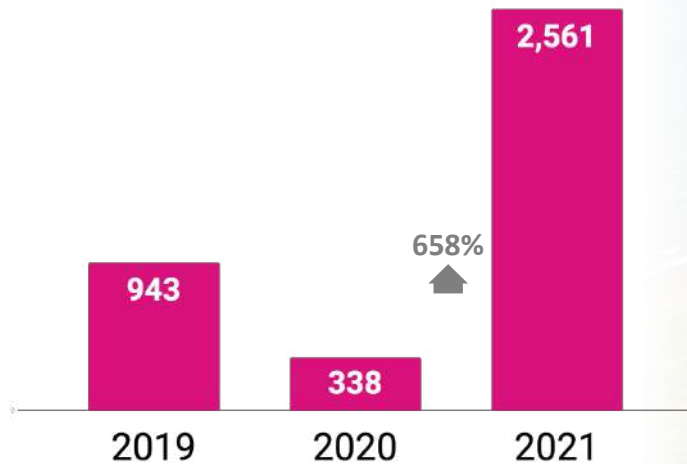
Food Outlook

Operating Results:

Land

Income Contribution

(in PHP Millions)

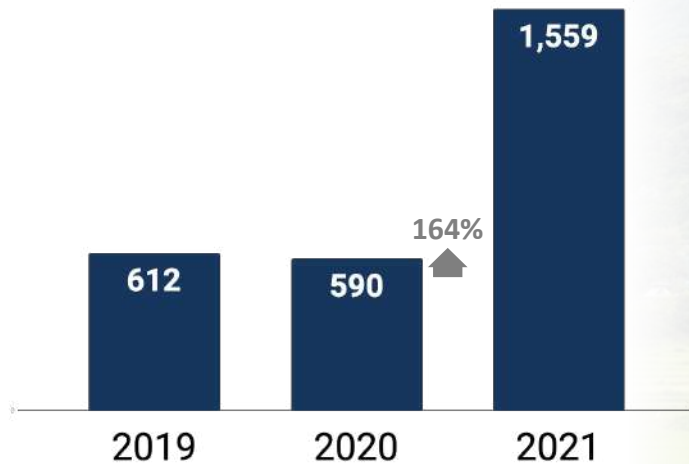




Land Outlook

Operating Results: Republic Cement

Income Contribution
(in PHP Millions)

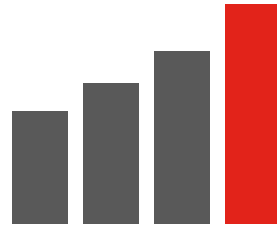




Infrastructure Outlook

Risk Management

Level 4 Risk Maturity



#OneAboitiz Sustainability MICROSITE



Leadership towards a Sustainable Future

ESG ENVIRONMENT
SOCIAL
GOVERNANCE

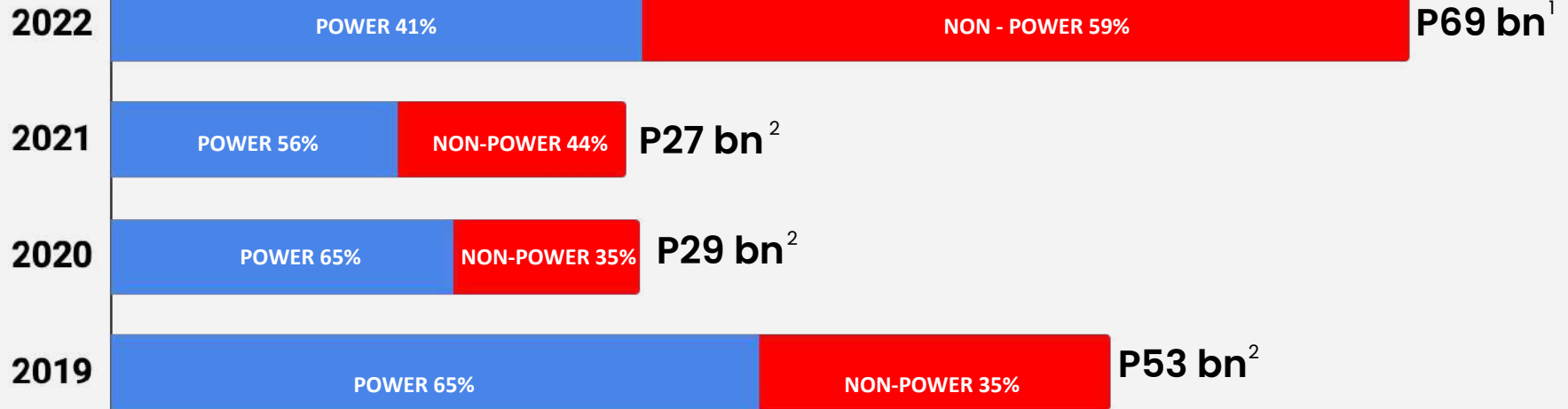
ESG data can be accessed in the aboitiz website

[https://aboitiz.com/
sustainability/sustainability-at-aboitiz/](https://aboitiz.com/sustainability/sustainability-at-aboitiz/)



Capital Expenditures

(with partners)



Includes 100% of Subsidiaries and Affiliates 1- Budgeted figures 2-Actual figure

AEV Board of Directors



MANUEL R. SALAK III



CESAR G. ROMERO

aboitiz



GT2025[∞]
THE GREAT TRANSFORMATION BEGINS WITH YOU AND ME