


**PHONEME CARDS**

**Aa**



ant

**Bb**



ball

**Cc**




cat

**Dd**




dog

**Ee**



egg

**Ff**



fish

**Gg**



game

**Hh**



hat

**PHONEME CARDS**

**li**



insect

**Jj**



jar

**Kk**



kite

**Li**



lion

**Mm**



moon

**Nn**



nest

**Oo**



otter

**Pp**



pig

**PHONEME CARDS**

**Qq**



queen

**Rr**



rabbit

**Ss**



sun

**Tt**



top

**Uu**



umbrella

**Vv**



van

**Ww**



worm

**Xx**



x-ray

**PHONEME CARDS**

**Yy**



yarn

**Zz**



zip

**HOW TO USE**

Print and cut apart each card. Use them for sorting, matching, or oral response activities. Learners can name the picture, identify the beginning sound, and match the letter. Cards can also be used as a personal sound wall reference.

**ENL TIP**

For English language learners, always say the word aloud before asking the learner to identify the sound. Point to the picture and name it together first. This builds vocabulary and sound awareness at the same time.

**SOUND REFERENCE CHART**

**Aa**  
ant

**Bb**  
ball

**Cc**  
cat

**Dd**  
dog

**Ee**  
egg

**Ff**  
fish

**Gg**  
game

**Hh**  
hat

**Ii**  
insect

**Jj**  
jar

**Kk**  
kite

**Ll**  
lion

**Mm**  
moon

**Nn**  
nest

**Oo**  
otter

**Pp**  
pig

**Qq**  
queen

**Rr**  
rabbit

**Ss**  
sun

**Tt**  
top

**Uu**  
umbrella

**Vv**  
van

**Ww**  
worm

**Xx**  
x-ray

**Yy**  
yarn

**Zz**  
zip