© New Zealand Steel Limited 2015. TERMS OF USE: The USER of these CAD drawings and related information is authorized to reproduce and distribute exact copies or exact extracts of these CAD drawings for the sole purpose of detailing, specifying and using New Zealand Steel Ltd products and systems - all other uses are prohibited. Should the USER distribute the CAD drawings to any other person(s) for that persons use then the USER assumes all responsibility for such use and undertakes to inform such other person(s) of the terms outlined herein. It is the USER's responsibility to ensure full building performance specifications and to ensure specification and installation of New Zealand Steel Ltd products and systems are in accordance with New Zealand Steel Ltd publications, best industry practice and any other relevant legal requirements. Appropriate expert advice should always be obtained to ensure suitability of these drawings for your specific application. By downloading and using the CAD drawings you acknowledge and agree to the terms outlined herein. If you disagree with such terms please discontinue using the CAD Drawings immediately.

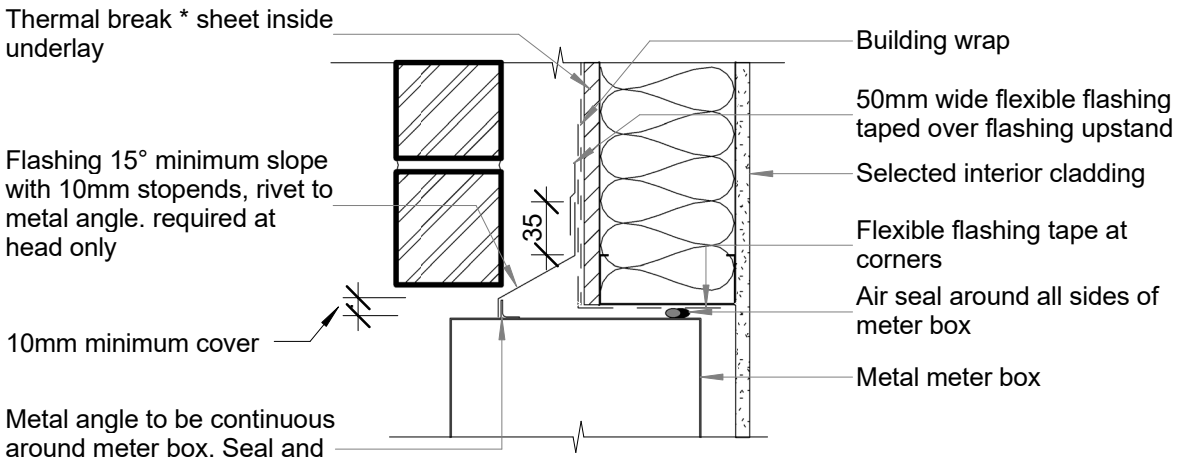

Meter Box At Head

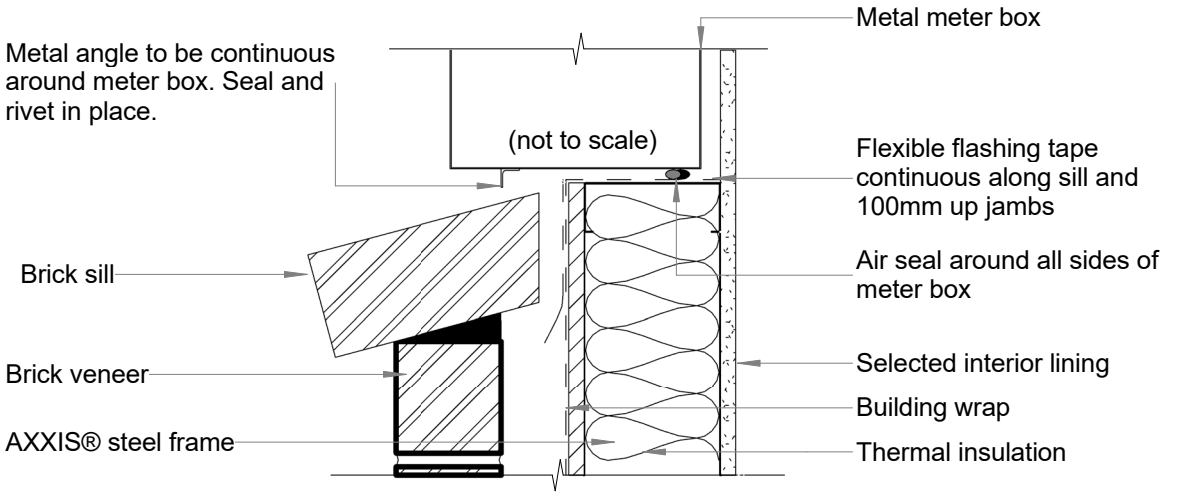

Meter Box At Sill

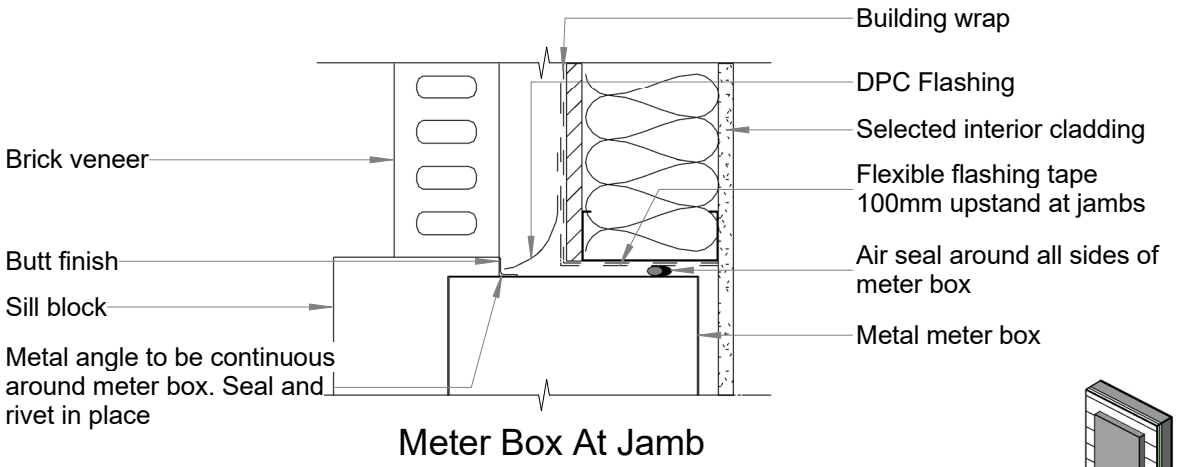

Meter Box At Jamb

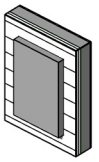

* Thermal Breaks

- Thermal breaks are to meet the requirements of NASH standard Part 2.
- Thermal break are to meet the requirements of E3/AS1 and minimum of R0.25.
- Thermal breaks (if strips used) are required on all framing members (plates, studs, braces, webs)

© Copyright 2015 New Zealand Steel Ltd

All Dimensions are to be site checked before construction and installation

New Zealand Steel Ltd - Details

AXXIS

Brick Opening Cavity

Brick Cladding - Meter Box - Cavity Fix

File: nzst_axxis_a1550 - cf-bric-clad

Scale: 1 : 5	Reference: A1550
Date: 14/03/16	