

# Springbuk Answers™

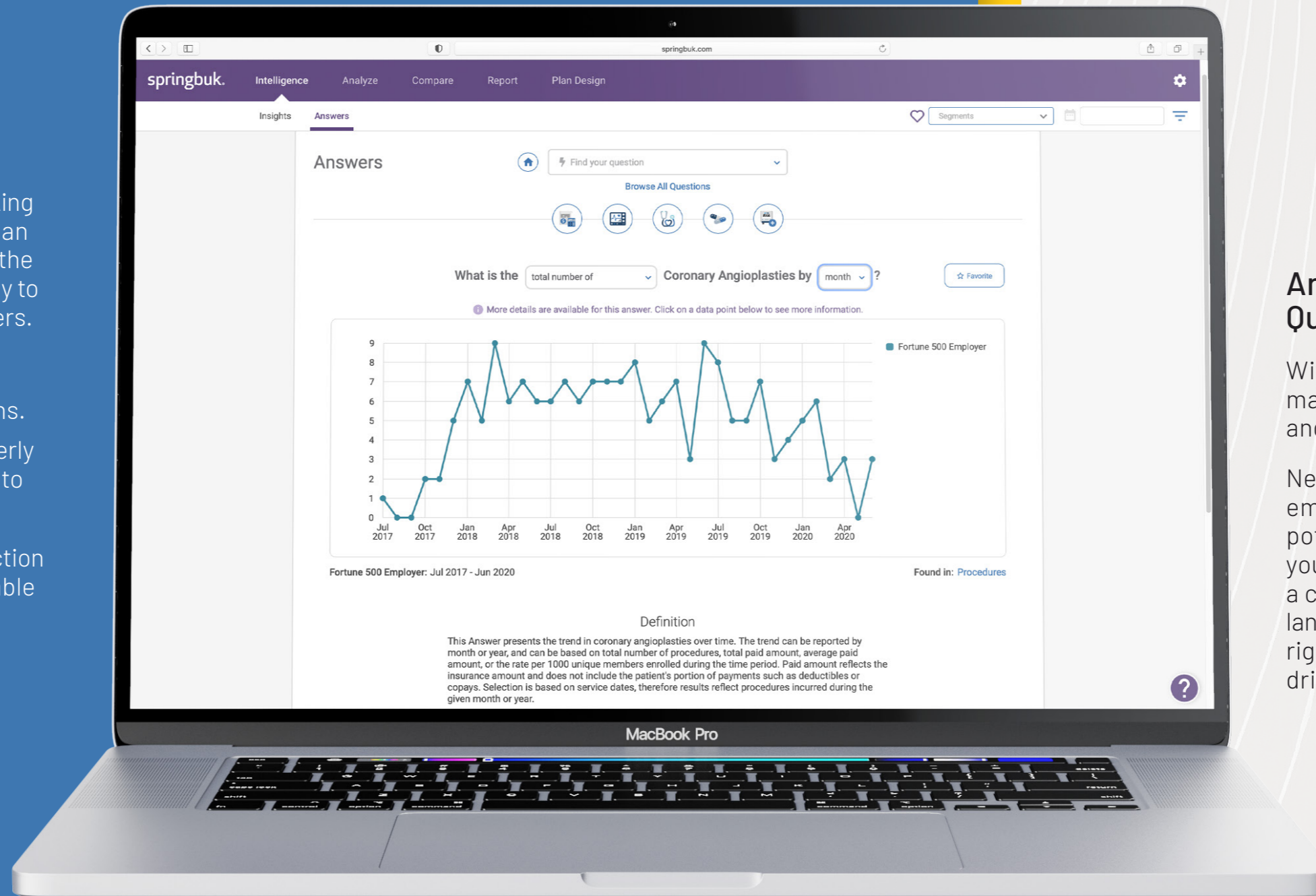
An intuitive platform with the power of a data science and methods team right in your laptop.

Today's benefits leaders often spend hours working through countless spreadsheets trying to find an answer to a business question such as, "What is the average paid amount for a hip replacement?" Only to be left with more questions or incomplete answers.

## With legacy data warehouse solutions:

- › You are required to know all the right questions.
- › You are then tasked with knowing how to properly structure your queries, and you are expected to find the answers.

And ultimately, you receive a data point. No direction on how to control your rising costs. No actionable direction on how to implement your programs.



## Answer Your Questions Instantly

With Springbuk, it's never been easier to make the best decisions for your people and business confidently.

Need to quickly know the answer about emergency room visits to evaluate a potential plan design change? Just type your question into Springbuk Answers™, a curated search tool that uses natural language processing to equip you with the right information to understand the story driving your data.



**What is the rate of ER visits per 1,000 members?**



Which diagnoses are the biggest drivers of ER visits based on total paid amount?

What is the distribution of Coronary Angioplasties by site of service?

What are the top 20 surgeries based on average paid amount?

Who are the top 10 providers for MRI Scans based on total amount paid?

Which therapeutic classes of drugs are most common based on prescription count?

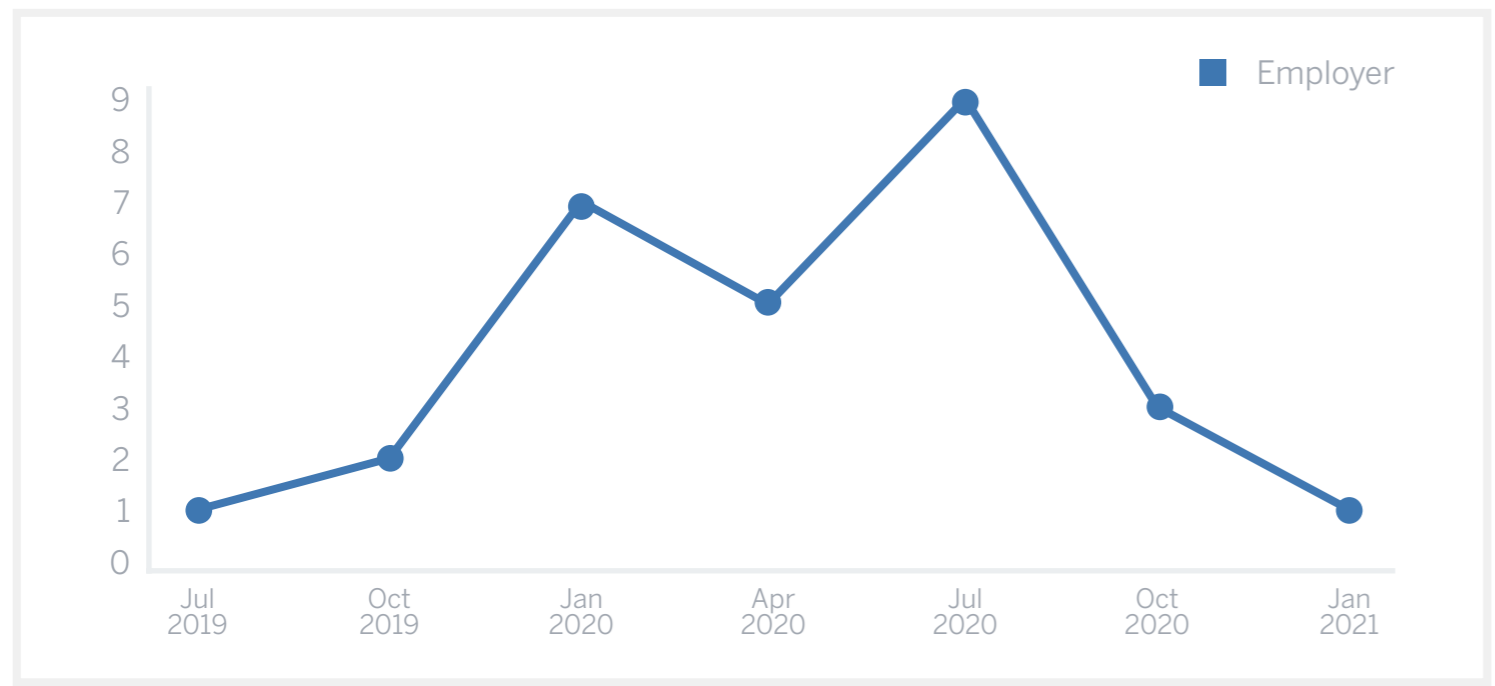
### **A World of Insight at Your Fingertips**

The concept is simple: we have all used search engines. But under the covers, search engines are complex. And when working with healthcare and benefits data, it's not only about finding a particular data point: it's about finding the right data and the interpretation of that data, which requires clinical and analytical curation.

**With Springbuk Answers, you have the power of skilled data scientists and clinical experts right at your fingertips.**

We started with this simple, familiar concept and then designed an engine that combines curated rules with a flexible function to search our healthcare data database of over 5 billion claims. On top of that, we layered machine learning techniques so that the engine could begin to suggest the questions that you want - and need - to know.

What is the **total number off** ▼ Coronary Angioplasties by **month** ▼ ?



### Answer Your Most Important Questions with Ease

Springbuk Answers quickly presents the answer to your question with benchmark comparisons. Then, leveraging advanced health intelligence, Answers provides related topics and questions that empower you to drive action and results.

#### With this solution, you have the ability to:


- › Receive answers quickly to important questions within your population's health that would have previously taken hours to uncover
- › Discover what's driving population costs and see curated related questions
- › Identify the top providers for various services and compare spend to make informed decisions

springbuk. **Intelligence** Analyze Compare Report Plan Design


Insights **Answers**

⚡ Find your question ⤴


[Browse All Questions](#)




Overall Spend




Procedures



Providers




Rx Spend




Utilization

#### Featured | Recent




What percentage of drug claims are generic?

Found in: Rx Spend




What is the rate of ER visits per 1,000 members?

Found in: Utilization




What is the average paid for Hip Replacement by year?

Found in: Procedures




What are the top 20 surgeries based on total paid amount?

Found in: Overall Spend



What is the average amount paid for coronary angioplasties by year?

Found in: Procedures



Who are the top 10 of CT Scans based on count?

Found in: Providers

1

## Chronic Gaps in Care

Identified  
482

Opportunity  
\$6.3M



## Coronary Artery Disease Gaps

[Overview](#) | [Strategy](#) | [History](#)

Members with gaps in care for CAD: Identifies members with coronary artery disease (based on national guideline specifications) and a gap in care for that condition.

Did You Know? "Heart disease is the leading cause of death for both men and women. Heart disease costs the United States about \$200 billion each year. This total includes the cost of health care services, medications, and lost productivity.

Evidence from the United Kingdom and Europe, and estimates from the United States, suggest that for patients with coronary artery disease (CAD) and congestive heart failure (CHF), a large 'treatment gap' exists between recommended therapies for patients with cardiovascular disease and the care that they are actually receiving."

[See Related Answers](#)

Sources: [1](#) [2](#) [3](#) [4](#) [5](#)

2

## Coronary Artery Disease Gaps

Savings Opportunity: \$6,347,581 | Members Identified: 482



Member	Total Current	Total Forecasted
Employee 1	\$690,839.38	\$623,494.68
Employee 2	\$537,621.43	\$533,476.18
Employee 3	\$506,275.68	\$477,379.47
Employee 4	\$464,236.34	\$471,581.24
Employee 5	\$433,605.51	\$453,489.40
Employee 6	\$354,174.28	\$337,831.69
Employee 7	\$317,847.49	\$294,293.35

## Deliver Intelligent, Actionable Insights

Springbuk Answers works hand-in-hand with our flagship health intelligence solution, Springbuk Insights™. Insights focuses on actionable opportunities, while Answers arms you with supporting metrics to optimize benefits plans.

Users can go into Insights, discover an opportunity, and begin clicking through associated information and strategies. They can then work through related questions right on that Insight card to gather information that will help them anticipate future spend and employee needs.

3

[See Related Answers](#)

## Related Questions from Answers

Who are the top 20 facility providers for Coronary Angioplasties based on volume?

Who are the top 20 professional providers for Coronary Angioplasties based on volume?

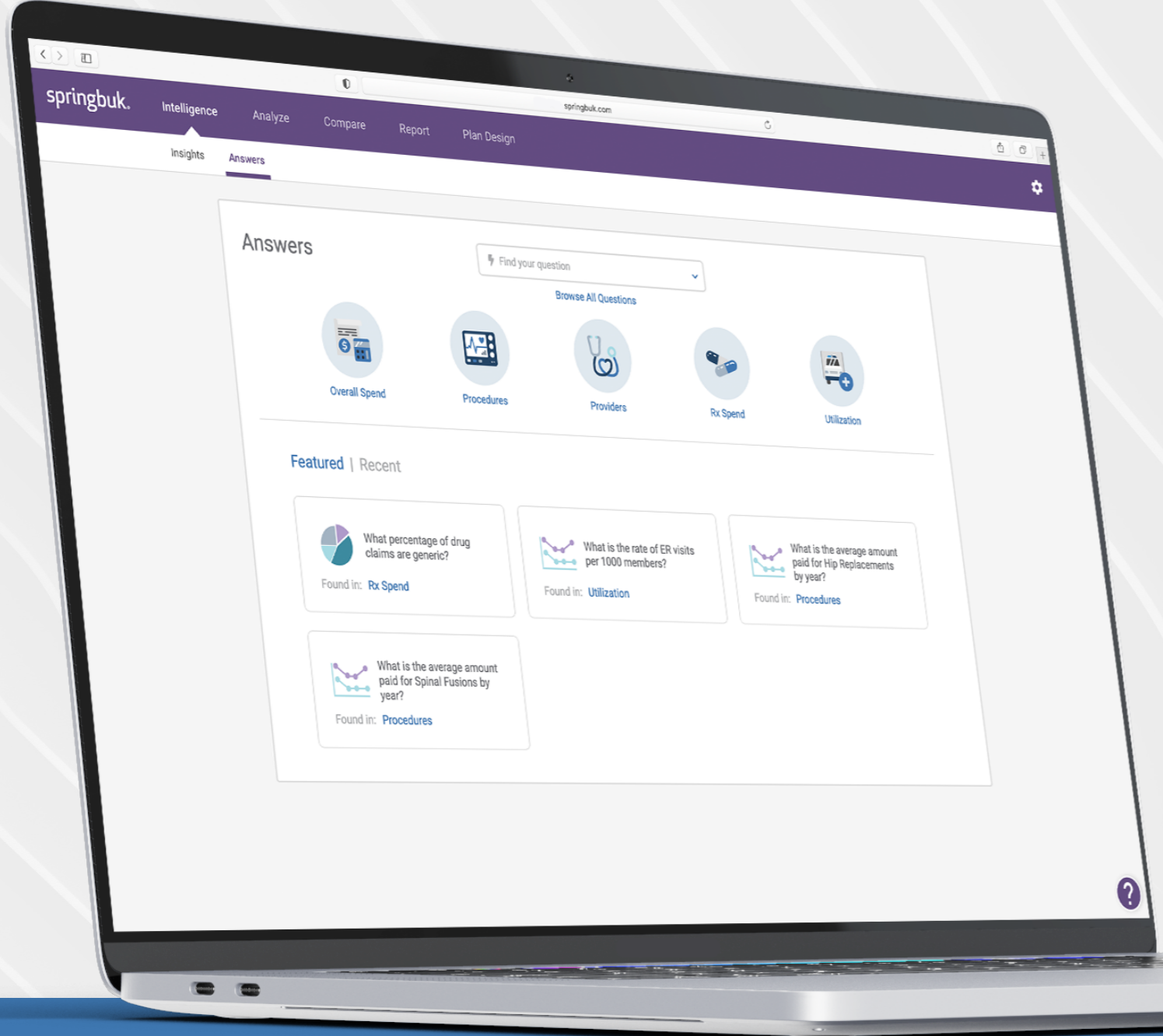
What is the distribution of Coronary Angioplasties by site of service?

What is the average amount paid for Coronary Angioplasties by year?

What is the rate per 1,000 members of Coronary Angioplasties by year?

**For example, if a user were to click into the coronary artery disease card:**

1. Insights populates a list of employees with that condition.
2. After identifying these employees in Insights and digging deeper, the user may find that a portion of those who have coronary artery disease will need a procedure based on current behaviors.
3. Springbuk Answers will then provide relevant data points such as top providers for the procedure and rate of procedure benchmarks.



### Data-driven Decisions to Prevent Disease

When you have access to actionable information that goes beyond basic data analytics, you're empowered to make decisions that solve today's problems, and prepare for tomorrow's challenges.

Let us show you how Springbuk can deliver the intelligence you need to make the best decisions for your business and your people.

[Request a Demo](#)