



Givtrade

Daily Technical Report

Thursday, June 18, 2026

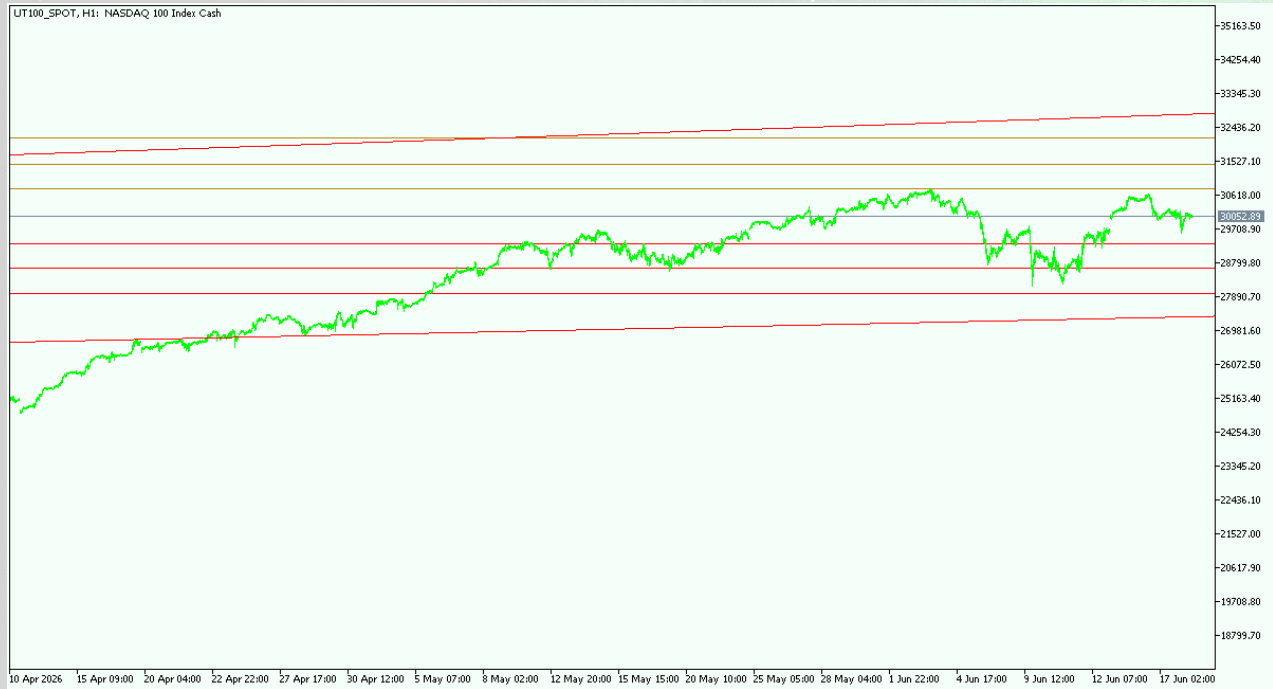


CFDs and FX are complex instruments that carry a high level of risk and may result in a rapid partial or total loss of invested capital due to high leverage. You should consider whether you understand how CFDs work and ensure you can afford to take the risks involved.

Nasdaq 100

UT100

Market Price: 30052.89



Technical Overview

- All three major U.S. stock indexes closed lower after the Federal Reserve left interest rates unchanged but signaled that a rate hike remains possible later this year.
- The Dow Jones Industrial Average fell 1.0%, while the S&P 500 declined 1.2% and the Nasdaq Composite dropped 1.3%.
- Markets reacted negatively after nearly half of Fed policymakers projected at least one interest rate hike before year-end.
- Persistent inflation and a stronger-than-expected labor market have prompted the Fed to maintain a more hawkish stance.
- SpaceX's market capitalization retreated from approximately \$2.7 trillion to around \$2.5 trillion following the pullback.

Resistance levels: A Break above R1 opens the door toward 31444.85 → 32151.55

· R1: 30774.38

· R2: 31444.85

· R3: 32151.55

Support levels: A Drop below S1 increases bearish pressure toward 28663.58 → 27983.80

· S1: 29324.73

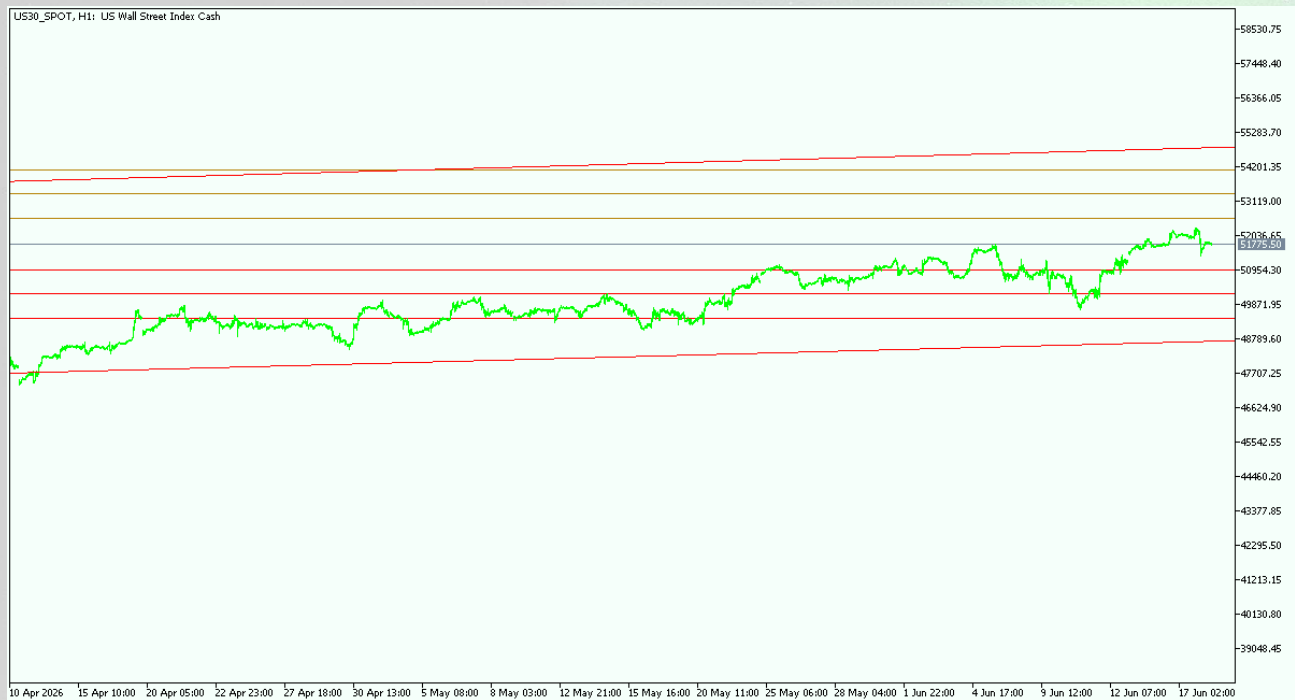
· S2: 28663.58

· S3: 27983.80

Dow Jones US 30

US30

Market Price: 51775.50



Technical Overview

- The Dow Jones Industrial Average reached a fresh record high early Wednesday before reversing sharply following the Federal Reserve's policy announcement.
- The index fell nearly 480 points from its intraday peak, touching session lows near 51,800 before recovering some losses.
- The Federal Reserve unanimously voted 12-0 to keep interest rates unchanged at 3.50%-3.75%.
- While the rate decision was widely expected, markets reacted negatively to the Fed's more hawkish forward outlook.
- The Summary of Economic Projections (SEP) showed the median 2026 federal funds rate forecast rising to roughly 3.8%, up from 3.4% in March.
- Fed officials now project a higher path for interest rates, implying that the next move could be a hike rather than a cut.

Resistance levels: A Break above R1 opens the door toward 53348.33 → 54103.42

• R1: 52571.67

• R2: 53348.33

• R3: 54103.42

Support levels: A Drop below S1 increases bearish pressure toward 50198.53 → 49421.87

• S1: 50953.62

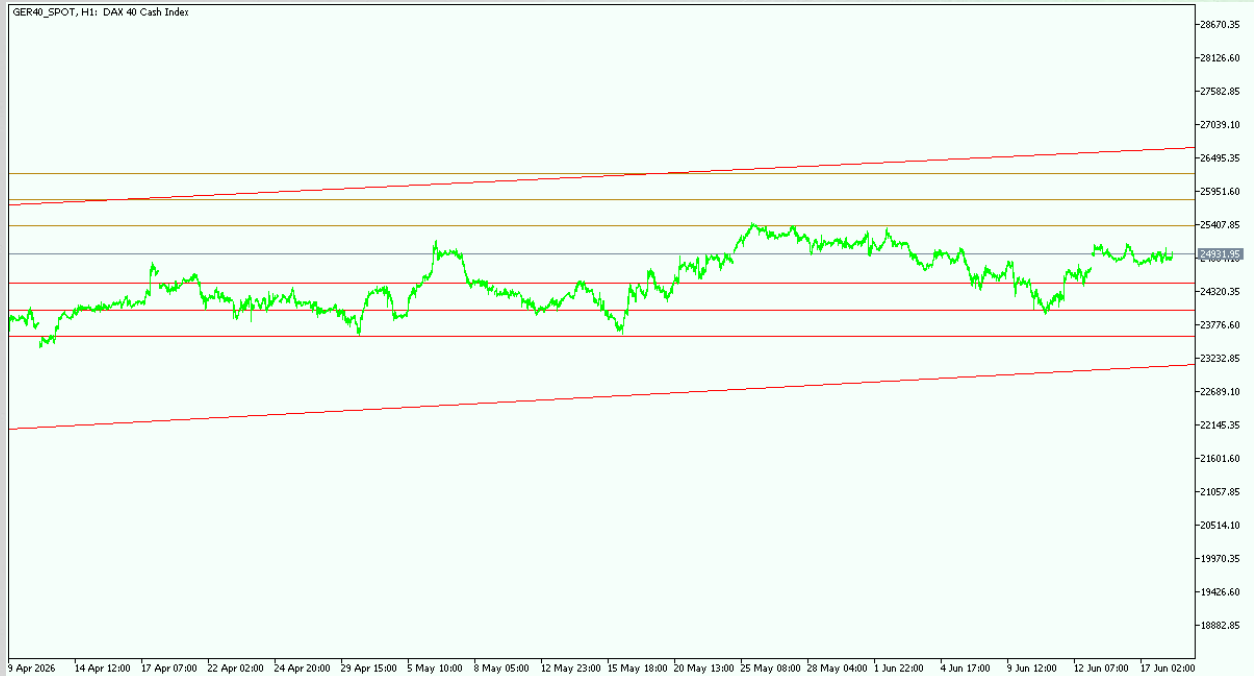
• S2: 50198.53

• S3: 49421.87

German DAX 40

DAX

Market Price: 24931.95



Technical Overview

- The DAX is trading around 24,931.95, recovering modestly as investors digest the latest Federal Reserve policy decision.
- European equities are benefiting from easing geopolitical tensions following the US-Iran peace framework and progress toward reopening the Strait of Hormuz.
- Lower oil prices continue to support sentiment toward German industrial and manufacturing companies by reducing input cost pressures.
- However, gains remain limited after the Federal Reserve adopted a more hawkish tone and signaled that a rate hike later this year remains possible.
- Investors are reassessing global growth and interest-rate expectations following the Fed's updated economic projections.
- Export-oriented German companies remain supported by improving global trade sentiment and reduced concerns over energy supply disruptions.

Resistance levels: A Break above R1 opens the door toward 25817.63 → 26240.33

- R1: 25384.09
- R2: 25817.63
- R3: 26240.33

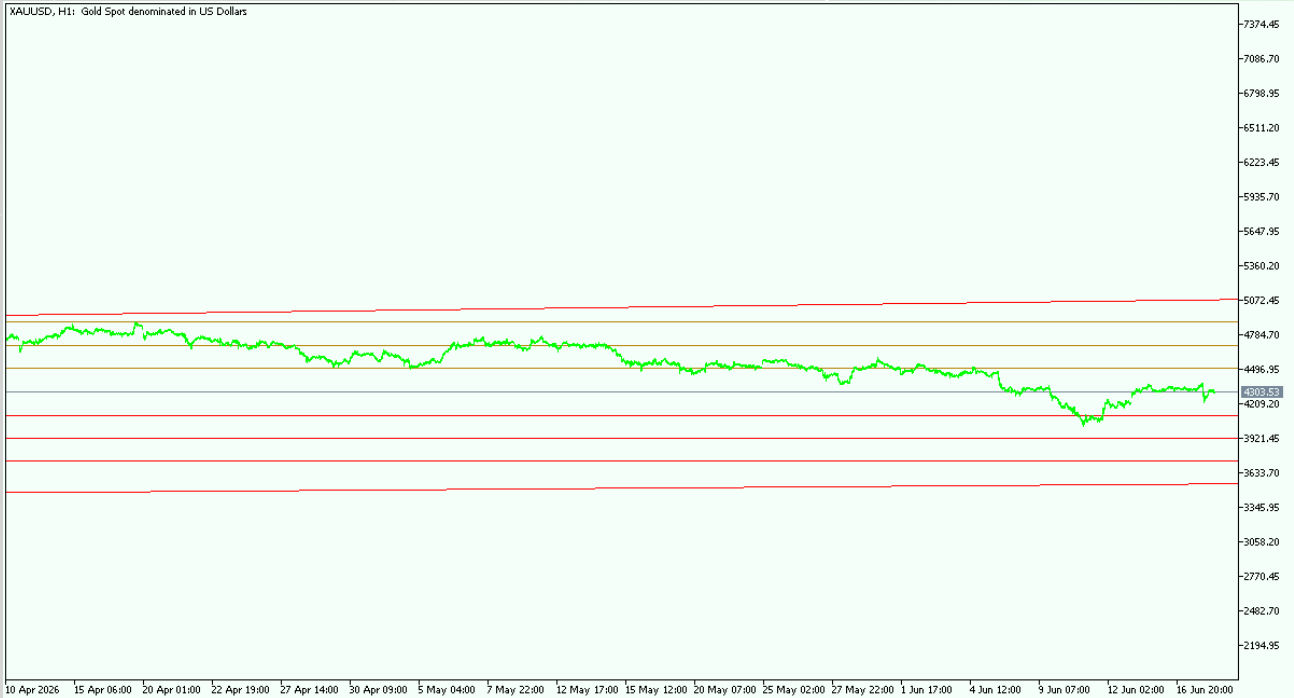
Support levels: A Drop below S1 increases bearish pressure toward 24018.45 → 23595.75

- S1: 24451.99
- S2: 24018.45
- S3: 23595.75

Gold

XAUUSD

Market Price: 4303.53



Technical Overview

- Gold traded around \$4,300 on Thursday, holding modest gains despite pulling back from the session high.
- Gold received support from a weaker US Dollar as investors took profits following the Greenback's recent rally.
- Market sentiment improved after the United States and Iran signed a Memorandum of Understanding (MoU) aimed at ending hostilities and reopening the Strait of Hormuz.
- Additional confidence came after President Trump indicated that the 60-day negotiation period on Iran's nuclear program is flexible rather than a strict deadline.
- Reduced geopolitical uncertainty has weakened safe-haven demand for the US Dollar, providing support for gold prices.

Resistance levels: A Break above R1 opens the door toward 4695.12→ 4889.64

R1: 4510.10
R2: 4695.12
R3: 4889.64

Support levels: A Drop below S1 increases bearish pressure toward 3917.06→ 3732.04

S1: 4106.83
S2: 3917.06
S3: 3732.04