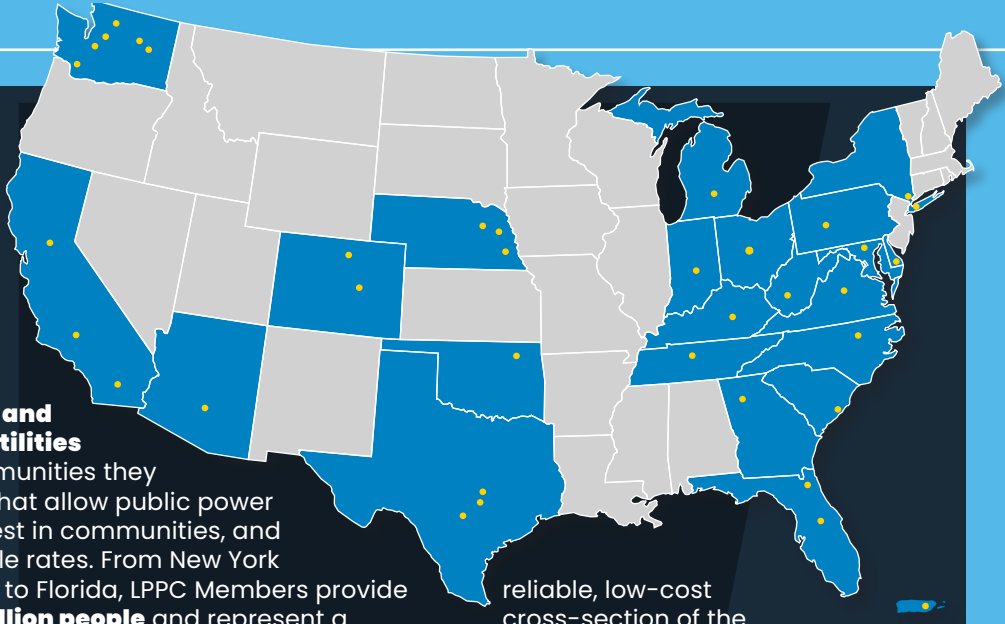


## About LPPC

LPPC is a national organization comprising 29 of the nation's largest public power systems and over **80 percent of the assets of public power utilities nationwide.**

LPPC's Members are **locally owned and governed not-for-profit electric utilities** committed to the people and communities they serve. LPPC advocates for policies that allow public power systems to build infrastructure, invest in communities, and provide reliable service at affordable rates. From New York to California and Washington State to Florida, LPPC Members provide electric service to **more than 30 million people** and represent a nation's utility industry, owning and operating **45,000 circuit miles of high voltage transmission lines** and **80,000 megawatts of electric generation capacity.**



reliable, low-cost cross-section of the

## LPPC By the Numbers

CURRENT	109	45,000	\$97B	18%
gigawatts of current generation capacity <small>* Includes Owned &amp; Contracted</small>		circuit miles of high voltage transmission	in capital investments since 2015	current national AI/data center load*
PROJECTED <sup>1</sup> (2026-2036)	59+	3,800+	\$166B	36%
gigawatts of new generation capacity		circuit miles of new high voltage transmission	in future capital investments	projected new AI/data center load by 2030*

\* LPPC members also serve ~1.8 GW of advanced manufacturing and industrial large-load customers with ~3.4 GW of projected load growth.

## Providing Reliable, Affordable Power to our Communities

As not-for-profit utilities owned by and accountable to the communities they serve, our members offer some of the most reliable, affordable, and sustainable energy in the U.S.

RELIABILITY	AFFORDABILITY	CUSTOMER SATISFACTION
LPPC member utilities operate some of the most reliable systems in the U.S., with <b>one-third fewer service interruptions</b> than the national average. <sup>2</sup>	LPPC members offer some of the most affordable residential rates in the U.S., with a combined average rate <b>~19% less than the national average.</b> <sup>2</sup>	LPPC members on average scored <b>within the top 25% for customer satisfaction</b> , and several members received top honors in their respective segments. <sup>3</sup>


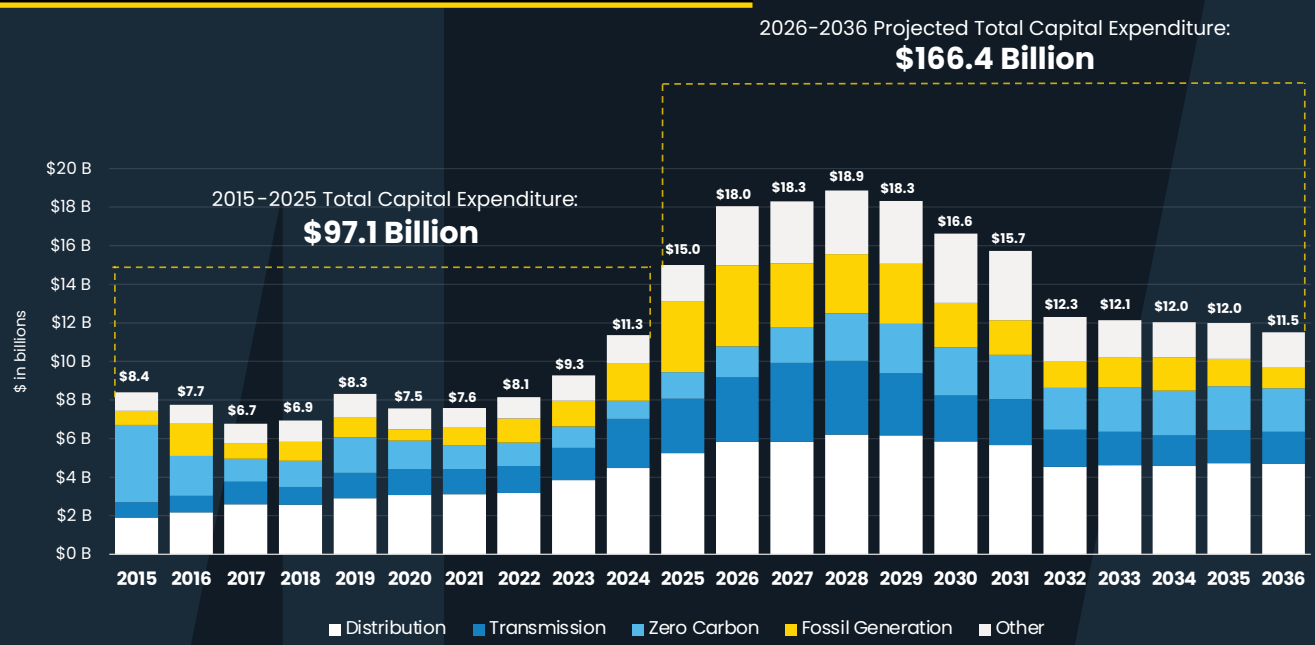
<sup>1</sup> LPPC Member Current & Projected Large-Load Capacity | Capital Investment and Large Load Growth Survey, November 2025  
<sup>2</sup> Annual Electric Power Industry Report (Form EIA-861) | U.S. Energy Information Administration, October 2025  
<sup>3</sup> 2025 U.S. Electric Utility Residential Customer Satisfaction Study | J.D. Power, December 2025



## LPPC Members are Investing in the Grid

Over the next decade, LPPC members expect to invest **\$166.4 billion in electric infrastructure** and build approximately **59 gigawatts of new generation** to meet unprecedented demand growth from data centers, advanced manufacturing, and electrification. That buildout spans natural gas, nuclear, pumped hydro, carbon capture, storage, hydrogen, wind, and solar.

### LPPC Member Capital Expenditures | Current vs. Projected<sup>1</sup>



### Our Members