M700(i) SERIES

TRAILED SPRAYERS



JOHN DEERE

NOTHING RUNS LIKE A DEERE

WHERE QUALITY IS A GIVEN

John Deere has been pioneering sprayer technology for decades – building more machines than anyone else. That know-how and experience comes alive in every one of our M700(i) trailed sprayers.

Their compact, lightweight and straightforward design make these sprayers easy to operate, with a maximum of uptime at low operating cost. Welcome to a new dimension of easy and effective spraying season after season.



The M700(i) Series aims high: to be the highest-quality, most reliable sprayer series on the market.

INNOVATION HAS A HISTORY AT JOHN DEERE. WE'VE BEEN ADVANCING SPRAYER TECHNOLOGY SINCE 1947.



M700(i) Series



R700i Series



M900(i) Series



R900i Series



R41 Series with 40i & 50i Sprayers

CONTENTS

1 Connected Farm Management 10

2 Filling 12

3 Transport 14

4 Spraying 22

5 Rinsing and Diluting 32

Attachments 34

FarmSight™ Services 36

Specifications 38

PERFECT. FOR YOU.

With three tank sizes from 2400 to 4000 litres and double or triple fold booms from 18 to 30 metres, there's an M700(i) to fit your farming operation. Choose yours and then make it perfect for your spraying operation by opting for an M700i with ISOBUS or many of the other available enhancements.



UNMATCHED COVERAGE

TerrainControl Pro and TerrainCommand Pro boom levelling use the latest technology for optimum coverage and minimum spray drift.

SIZED RIGHT

2400, 3200 or 4000 litre tanks feature a low profile for excellent stability. The smooth, sloping internal surfaces offer complete emptying and easy cleaning.

DURABLE

Extra solid steel chassis and a choice of fixed or adjustable axles. Built for a long life of hard work.

INDIVIDUAL NOZZLE CONTROL

Controlling the spraying nozzle by nozzle gives you total-precison crop protection.

M700(i) MODEL LINEUP

MODELS	SOLUTION TANK	BOOM WIDTHS	PUMP OUTPUT
	L	M	L/MIN
M724(i)	2400	18-30 m	280
M732(i)	3200		
M740(i)	4000		

WELL-PROVEN AND OPTIMISED

Continuously refined, the M700(i) models combine simple, trouble-free spraying with the latest technology for outstanding performance. Experience meets innovation in the M700(i).



EASY ON CROPS

Proportional (contactless) drawbar steering turns tightly to eliminate extra wheel tracks and reduces crop damage.

EASY ACCESS

With the Operations Center on MyJohnDeere. com, your M700(i) data is in one central hub.

STRESS FREE SPRAYING

With Pressure Recirculation, tank mix circulates up to the nozzle bodies to prevent under-dosing at spray start and sedimentation in the spray line.

SIMPLE OPERATION

Manual valve controls with optional AutoFill and AutoDilute – durable and easy to use.

SUPERIOR CONTROL

Machine control through intuitive operator interface and joystick, ISOBUS certified.

SMOOTH RIDE

Simple, maintenance- free polyurethane axle suspension guarantees a smooth ride in the field and on the road.

ONE FOCUS: RELIABILITY

From the chassis to the pump, every single design choice in our M700(i) sprayers was made for the same reason: Being ready to spray any time your crop needs it.

Timeliness is everything in crop protection, so you need a sprayer that's ready to go when you are. Every aspect of M700(i) sprayers has been designed to provide the most dependable machines we can produce. So, when you give your crop John Deere protection, the time is always right to spray.



The tough steel spray boom features ball and socket bearings at all fold points, for a long life of hard work. Nozzles and stainless steel spraylines are fully protected to avoid damage.



With a 280 l/min output, the Piston Diaphragm pump provides dependable performance.



Save up to
6 EUR/HA*

SAVE AND PROTECT

Individual nozzle control is efficient localised crop protection application. Save up to 5% crop protection chemicals – up to 6 EUR per hectare*.



BIG ON SAFETY

With our easy connection to any closed transfer system you avoid almost any contact with crop protection products. It allows you to fill and rinse by plugging directly into the container with an adapter that is widely used by crop protection manufacturers.







SIMPLE MANUAL CONTROLS

Dependable manual valves are simple and reliable, with little to go wrong or need maintenance. Want a little more sophistication? Choose our AutoFill or AutoDilute options!

*Based on a 500 ha wheat farm and assumed costs of 53 €/ha for herbicides and 65 €/ha for fungicides (5%*118 € = 5,90 €/ha).





ONE MACHINE: SIMPLY BETTER CROP PROTECTION

Effective crop protection can be a complex process, with many steps crucial to overall success. The easy to use M700(i) make successful spraying simple and enjoyable, while providing all the precision you need.

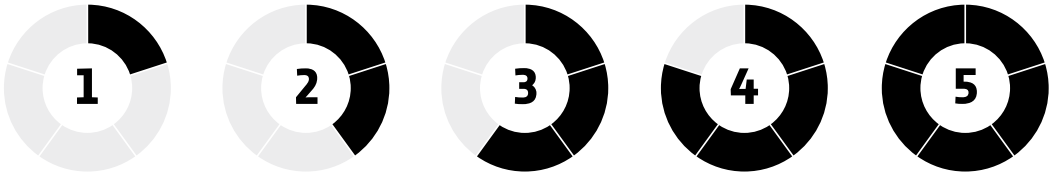

Planning | Filling | Transport | Spraying | Rinsing and dilution

BETTER CROPS MADE EASY

Pull an M700(i) and every aspect of the spraying process becomes easier, more accurate and more profitable.

Experience simple efficiency, every step of the way – from planning and documentation, filling and transport, to spraying, rinsing and dilution.

1

PLANNING FOR PRODUCTIVITY

CONNECTED FARM MANAGEMENT

The John Deere Operations Center is your farming management portal of choice for collecting and visualising agronomic and machine information. Showing you all essential information at a glance, it helps you make fact-based decisions quickly and easily.



The Operations Center Web portal connects you to your machines and your fields from one central location. It also allows you to seamlessly exchange information with your John Deere dealer, your contractors or other trusted partners.

- Raise your efficiency in the office with streamlined administrative workflows
- Generate documentation faster and easier than ever
- Have the information from your implements readily and conveniently available in one central hub
- Exchange data with trusted partners while maintaining total control over it

START WORKING WITHOUT DELAY

Conveniently plan your work during off-season, so that everything will go smoothly during peak season. You can easily create, edit or delete display set-up data like clients, farms and fields, boundaries, guidance lines or machine and implement off-sets in your personal Operations Center account.

Wirelessly transfer setup data and prescription maps to your Gen4 display before you start, and these work details will be displayed when you enter the field. Then, after you finish, your documentation data is available for further analysis in your Operations Center.

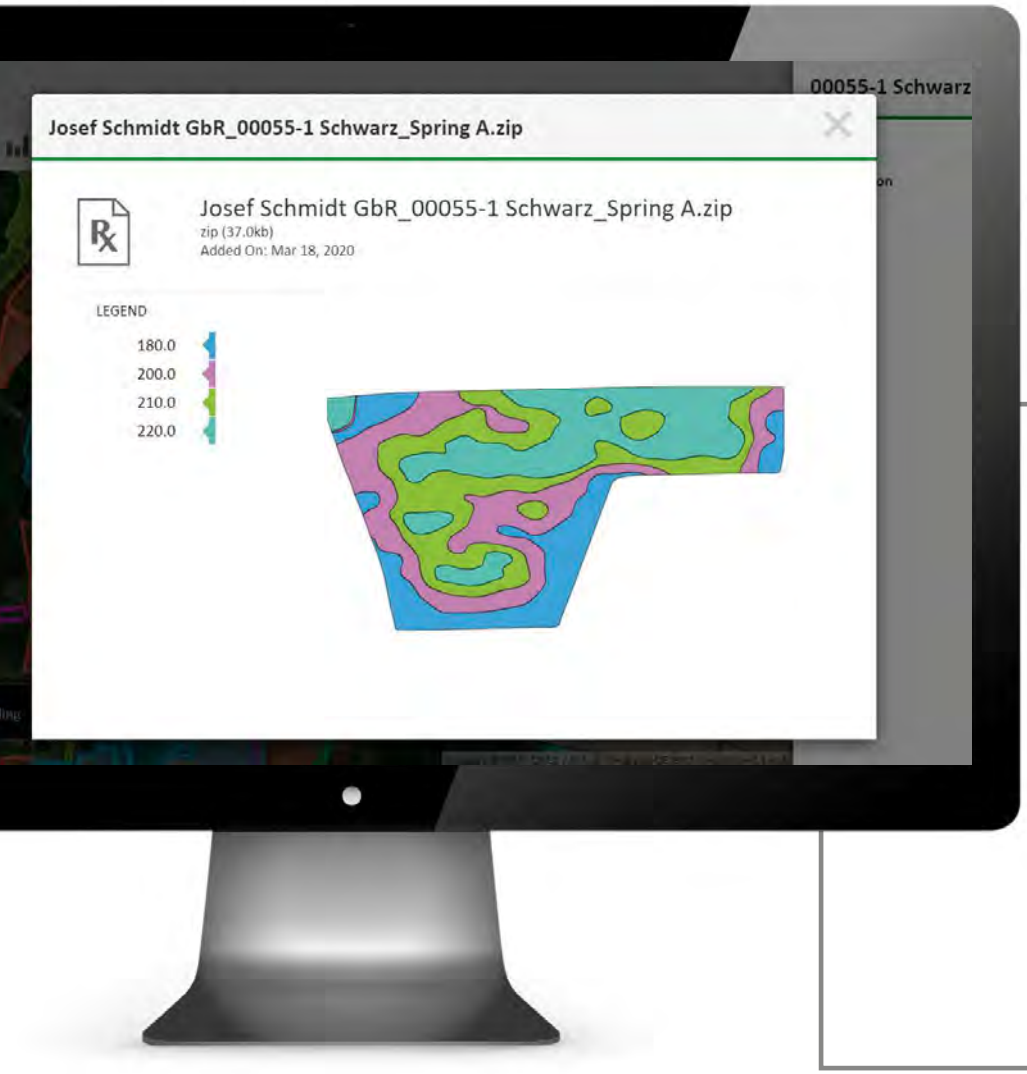

VARIABLE RATE APPLICATION*

Just upload a prescription map to your Gen 4 display and you're ready to go with variable rate application! Alternatively, connect a crop sensor to the display.

*Ask your John Deere dealer for more information.

EXCHANGING FILES ON THE GO

Once you have completed a task, the documentation map is available in your Operations Center Mobile (+ App if you desire). While driving to your next job, you can already send the map from your mobile phone to your customer.

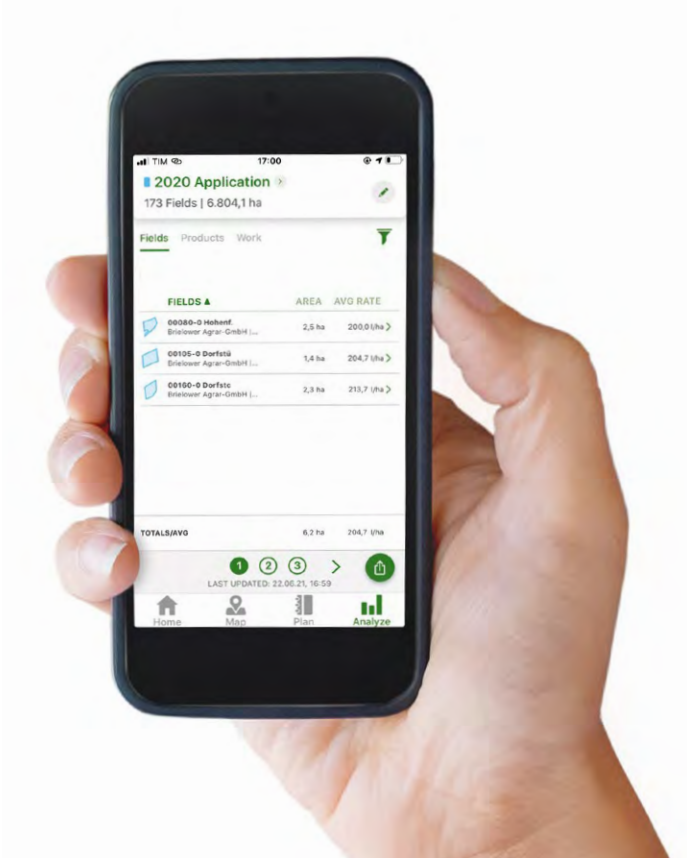

2

EFFORTLESS FILLING

FILLING

Let's face it, you want to be out in the field spraying, not preparing for it. So, we made filling the M700(i) as simple as it could possibly be.

It starts with an ergonomic operator station built around you, to make filling easy, safe and fast. It's equipped with durable manual valves to minimise operator mistakes and save time. The self-priming piston diaphragm pump fills the tank at 280 l per minute. An even easier and more precise AutoFill option is also available.





AUTOFILL EASE

Filling doesn't get more convenient than this. You just enter the desired tank content in litres and filling starts until the desired tank level is reached. A tank graphic shows real-time filling levels on the in-cab display.

ALWAYS A GREAT MIX

The 55 l chemical inductor features a ring line and a spring-loaded rinse head. The closed transfer system-ready option for precision filling reduces spillage and adds safety for operator and environment.







TOTAL CONSISTENCY

Venturi agitators at 10 bar keep your mix uniform, independent of spray pressure thanks to our high pressure circuit. Stirring action automatically reduces to limit foaming as the liquid level drops below injectors.

3

ENJOY THE ROAD

TRANSPORT

The M700(i) are built for the road as well as the field. The low centre of gravity and even weight balance offer exemplary on-road performance.



With the booms securely suspended for transport you can safely trail this sprayer at speeds of up to 40 km/h, where local laws permit, even with a full tank. The whole package safely rides on our maintenance-free double link axle suspension that absorbs all the hard knocks to protect your sprayer for years of hard work.



Maintenance free Poly-urethane axle suspension absorbs hard knocks, giving the sprayer a smooth ride, both in the field and on the road.

*where legally permitted



Low-profile design: even weight distribution and low centre of gravity ensure safe and easy handling at speeds of up to 40 km/h*.

The booms hang from rollers in transport, allowing movement that soaks up shocks and prevents boom stress or damage.



THE PRECISION ADVANTAGE

DRAWBARS AND STEERING SYSTEMS

Better tracking and less crop damage with high-precision turns. The M700(i) sprayers can be fitted with a lower linkage drawbar or with a universal drawbar. The universal drawbar can be set in a low or in a high position. Both types of drawbar can be fitted as fixed or automatic trailing drawbar. Proportional drawbar steering features three modes: manual, automatic and headland management steering. With a turn radius of only 5.15 m, the M700(i) sprayer is compact and nimble.

ALWAYS ON TRACK

Proportional drawbar steering uses active hydraulic control to ensure the sprayer closely follows the tractor's rear wheels during headland turns. A Headland Management mode ties steering to the master spray control, so the sprayer follows during turning, but automatically centres and switches off when spraying restarts. You can also add Contactless Steering to an AutoTrac™-equipped tractor with ISOBUS. It eliminates mechanical linkages, is easy to connect, and your sprayer will auto-centre when you reverse.



Better tracking and less crop damage when turning at the headland, thanks to proportional drawbar steering.

FIXED OR ADJUSTABLE AXLES

Fixed axles are available with track spacing from 150 to 225 cm. A 150-210 cm sliding axle enables adjustment for varying crop row or tramline widths.



FOCUSED ON FUNCTIONALITY

CONTROLS AND DISPLAYS

When you have the right display and control combination, there's a productivity edge in it for you.



AEF Certified ISOBUS

- UT
- AUX-N
- TC-BAS
- TC-GEO
- TC-SC

MULTIFUNCTION CONTROL LEVER

When you hold the new John Deere multifunction control lever in your hand, you have access to all critical sprayer functions. Together with a John Deere 4240 or 4640 Universal display, an integrated 4200 or 4600 tractor CommandCenter™, or a third party AEF ISOBUS display, you're using the most advanced control system on the market – with master and section controls, boom functions and steering operation at your fingertips. The ISOBUS AUX-N functionality allows you to control your M700i with the new CommandPRO™ joystick that's already built into our 6R tractor. Its smart ergonomic layout makes operating the sprayer even more intuitive and precise. If you already have an ISOBUS joystick or display in your tractor, go ahead – the M700i is ISOBUS compatible.



See, create, and control your productivity: Choose from our range of integrated and universal displays to achieve the results you're looking for.

1 | Swap between sprayer operation mode and boom folding mode
2 | Boom roll control
3 | Boom levelling
4 | Spray Master on/off with LED indicator showing status
5 | Steering drawbar or axle steering engagement
6 | Automatic boom height engagement
7 | Boom height control
8 | Variable boom geometry
9 | Boom sections
10 | All sections resume
11 | Solution pump off
12 | Manual steering drawbar or axle
13 | Centring steering drawbar or axle





INTELLIGENT CONTROL

YOUR PATH TO PRODUCTIVITY

With John Deere displays, there's no spraying challenge you can't handle: Think full guidance, comprehensive documentation, prescription spraying, full sprayer control and support for up to 4 cameras.

Our Gen4 Displays feature tablet-like swipe functionality with wonderfully intuitive user interfaces and are fully certified ISOBUS AEF compatible. The customisable display layout allows you to adapt it to the way you like to work. Also consider our entry-level 1100 implement display for simple manual sprayer control on a 4.3" full-colour display.



1100 IMPLEMENT DISPLAY

The 1100 Implement Display is the entry level to operate the sprayer for Non ISOBUS sprayers. It has a 11 cm (4.33 ") color screen in combination with 8 buttons and a scroll wheel. Not compatible with Precision AG functionalities.



UNIVERSAL DISPLAYS

The 4240 (21 cm/8.4") and 4640 (26.4 cm/10") touchscreen Universal Displays feature powerful functionality and upgradeability to wireless communications, incl. AutoSetup and Precision Ag features like AutoTrac™ Vision (4640).



See, create and control your productivity: Choose from our range of integrated and universal displays to suit your specific needs.

REMOTE DISPLAY ACCESS*

Do you need instant advice and help in the field from your dealer's specialists? Remote Display Access allows them to assist you with machine/implement setup and other tasks remotely – like being virtually in the cab with you.



*Requires a JDLink™ telematics module and JDLink™ connectivity.

ACCURACY IS BOOM STABILITY

SPRAYING

Accuracy is productivity and accuracy starts with boom stability. The M700(i) features uncompromising mechanical stability, essential to achieve the spraying precision required for optimal spray distribution. That is how you make every drop of every spraying run count.





STABLE BALANCE

The Z-bar parallelogram keeps the boom close, maintaining even weight distribution at all spray heights.

BOOMS FROM 18 TO 30 M

Choose from double fold booms or triple fold options with low transport height. Half-width and asymmetric folding options add all-crop versatility.





KEEP IT ACCURATE

Optional independent boom anti-yaw suspension filters out yaw from both boom wings in stubble fields and similarly rough conditions.

DOUBLE FOLDED BOOMS 18 – 28 METRES	NO. OF SECTIONS	
18 / 12	6	3-3-3-3-3-3
20 / 12	5	4-4-4-4-4
21 / 12	7	3-3-3-3-3-3-3
24 / 12	4	6-6-6-6
24 / 12	6	4-4-4-4-4-4
24 / 12	8	3-3-3-3-3-3-3-3
27 / 14	6	4.5-4.5-4.5-4.5-4.5-4.5
27 / 14	9	3-3-3-3-3-3-3-3-3
28 / 14	7	4-4-4-4-4-4-4
28 / 14	8	4-3-4-3-3-4-3-4

SECTION WIDTHS, M



TRIPLE FOLDED BOOMS 24 – 30 METRES	NO. OF SECTIONS	
24 / 18	7	3-3-3-3-3-3-3
27 / 18	7	4.5-4.5-3-3-3-4.5-4.5
27 / 21	9	3-3-3-3-3-3-3-3-3
28 / 20	7	4-4-4-4-4-4-4
30 / 21	10	3-3-3-3-3-3-3-3-3-3

SECTION WIDTHS, M

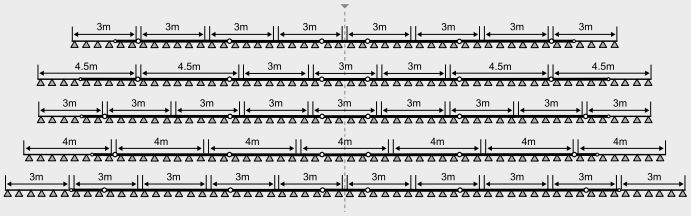

ULTRASONIC PRECISION

SPRAYING

TerrainControl Pro, TerrainCommand Pro and Active Centre Frame Control complement the already exemplary mechanical boom stability of the M700(i). You now get fully automated boom height and roll control on the most solid and accurate application platform you have ever experienced.

ABSOLUTE PRECISION

No misses, no drifting, just consistent coverage – automatically. With TerrainControl Pro and TerrainCommand Pro the boom is always where it needs to be for optimum coverage. Purpose-designed Hybrid-mode sensors simultaneously track both soil and crop, learning the crop height to prevent lowering into areas of down crop. Active Centre Frame control eliminates unwanted movement and prevents boom leaning during headland turns.



With TerrainCommand Pro, three to five ultrasonic sensors with IMU's help position the spray boom correctly at all times – maintaining constant spraying heights, for less drift, higher speeds and reduced operator stress.

SOIL MODE

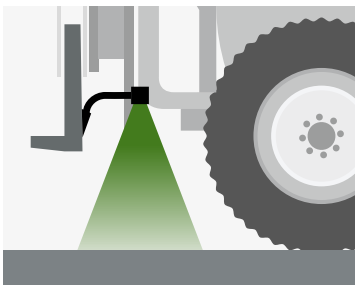

CROP MODE



Hybrid-mode sensors are able to differentiate between the soil and crop, to learn the crop height to prevent lowering into areas of down crop.

HYBRID MODE





Ultrasonic sensor with IMU
(Inertia Measurement Unit)

PERFECT BOOM ALIGNMENT

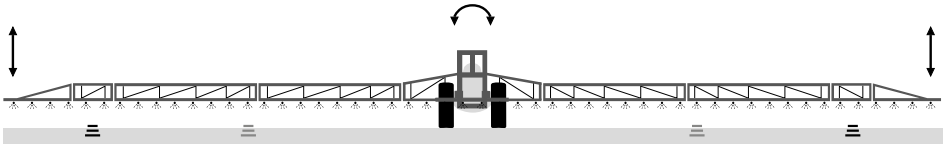

TerrainControl Pro

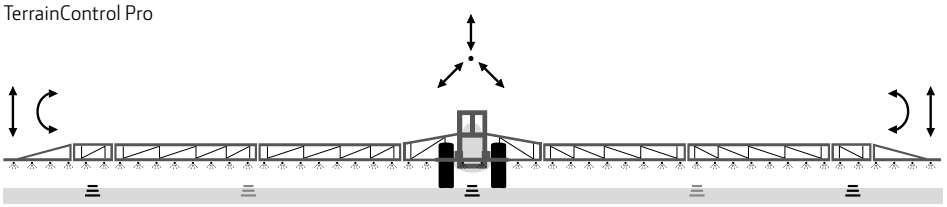

TerrainCommand Pro

TerrainControl Pro features Active Centre Frame Control for maximum precision: Ultrasonic and IMU sensors (Inertia Measurement Unit) measure the complete boom centre frame roll movement, the changes in roll movement and the speed of roll movements. The standard boom roll (tilt) cylinder then compensates for any boom roll detected to eliminate the effects of chassis roll on nozzle height above the crop and the transfer of movement between opposite sides of the boom. TerrainCommand Pro adds to this automatic control of the boom variable geometry, independently on either side.

MAKING EVERY DROP COUNT

SPRAYING

The technology we build into the M700(i) Series takes the guesswork out of spraying – the more precise you spray, the more hectares you will cover on a single tank fill.



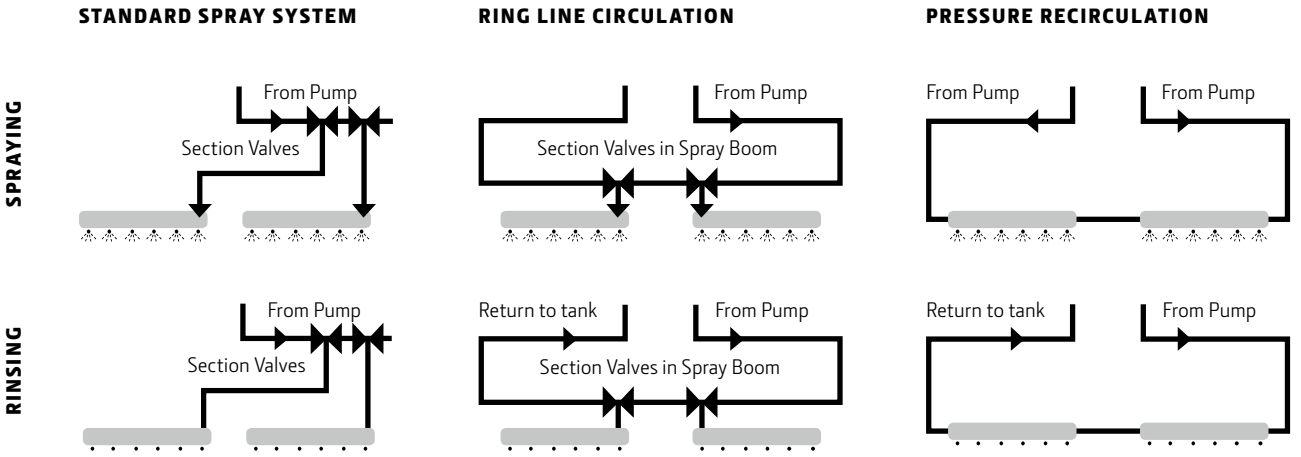

STANDARD SPRAY SYSTEM

In sprayers with a standard spray-line system, the section valves are grouped together at the centre frame. From there, the liquid is pumped through the supply hoses into the stainless- steel spray lines of each section to the nozzles.

RING LINE CIRCULATION

Save time and chemicals with cost effective quick-start spraying: The system maintains spray liquid circulation up to the boom section valves as soon as the master is closed. When you're done, it speeds up and simplifies a thorough cleanout.

PRESSURE RECIRCULATION

High rate, fast-start, full concentration spraying: Chemicals are always circulated right up to the nozzles. When spraying stops, circulation continues, helping to prevent sedimentation and nozzle blockages. Cleanout is simple – you can just rinse out the spray lines with clean water without having to spray.



Fast, high accuracy accuracy, pneumatically controlled nozzle bodies take care of spray switching with pressure recirculation – it's more precise and keeps chemicals mixed.

HIGH PRESSURE CIRCUIT

The pressure regulation system of the M700(i) combines a primary (high) pressure circuit with a secondary pressure circuit with an electrically controlled spray pressure regulator.

The primary pressure circuit maintains a constant pressure of 10 bar for auxiliary functions such as agitation, rinsing and inductor operation, while the secondary pressure circuit ensures the appropriate pressure for a precision spray application.

The spray pressure regulator of the secondary pressure circuit is responsible for:

- Setting and maintaining the required spray pressure
- Making automatic adjustments depending on target application rate, spraying speed and nozzles used
- Maintaining stable pressure with different numbers of spray sections operating
- Providing reliable pressure regulation at both high and low application rates

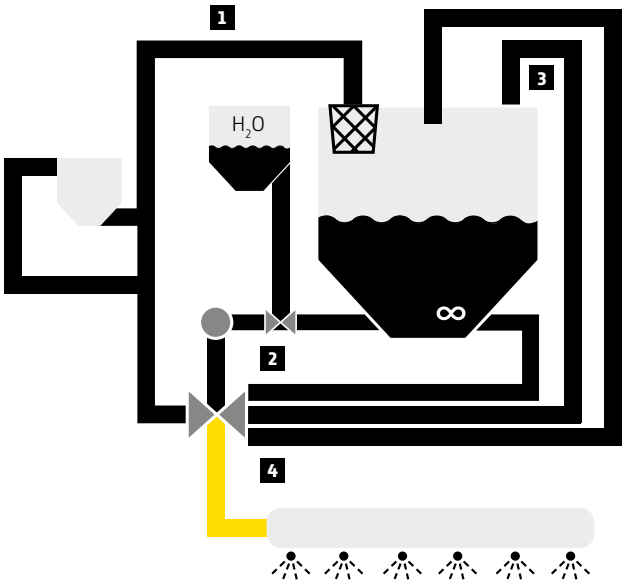

1 | Venturi for inductor
2 | Agitation
3 | Filling
4 | Rinsing

Primary Pressure System
Secondary Pressure System

SAVE AND PROTECT

INDIVIDUAL NOZZLE CONTROL

We never stop improving. Individual nozzle control is more accurate, lowers input costs and increases your yield potential by reducing over- or under-dosing.



UP TO **6 EUR/HA**[1]
of crop protection products saved with individual nozzle control

UP TO **60 NOZZLES**
independently controlled with individual nozzle control

READY TO **GAIN PRECISION**
through spot spraying



INDIVIDUAL NOZZLE CONTROL

Individual nozzle control means highly efficient localized crop protection application. You'll use up to 5% less crop protection chemicals – potential savings of up to 6 EUR per hectare[1].

INDIVIDUAL NOZZLE CONTROL

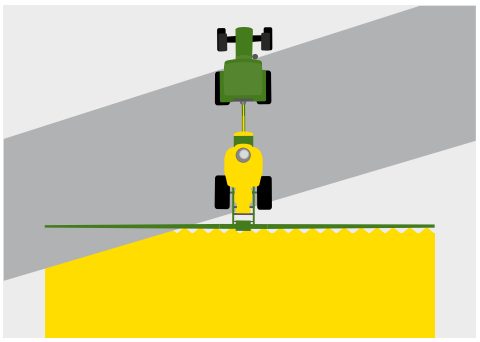

Good for you, good for nature: Individual nozzle control gives you more precise application management and helps protect the environment.

[1]Based on a 500 ha wheat farm and assumed costs of 53 €/ha for herbicides and 65 €/ha for fungicides (5%*118 € =5,90 €/ha).

THE SHAPE OF PRECISION

SPRAY NOZZLES

Together with our nozzle partner Hypro, we have built an extensive range of nozzles that has you covered no matter what you're going to spray.



Our spray nozzle brochure provides additional information: ask your dealer for your copy of "The key to successful spraying".

CHOOSE THE RIGHT NOZZLE

A key factor for efficient spraying is the right nozzle choice for the application rate, crop and product you're working with. Performance parameters like drift reduction, degree of coverage as well as size of the drops in relation to spraying angles play an important role.

HEAVIER DROPLETS, FOR LESS DRIFT

Significantly reducing drift without any sacrifices in coverage is the domain of air induction nozzles. Their larger, heavier drift-resistant droplets have an air pocket inside. On impact, the droplets burst and deposit the spray liquid on the target. Our ULD, LDA and GAT models are air induction nozzles.

FOCUS NOZZLES



STRAIGHT STREAM CERAMIC (STC)



ULTRA LOW-DRIFT (ULD) 120°



EXTENDED RANGE (ER) 110°



GUARDIANAIR TWIN™ (GAT) 110°



LOW-DRIFT AIR (LDA) 110°



3D 100°

CERAMIC NOZZLES



ULTRA-LOW DRIFT CERAMIC (ULDC) 120°



LOW-DRIFT AIR CERAMIC (LDAC) 90°/ 120°



GUARDIANAIR TWIN™ CERAMIC (GATC) 120°



LOW-DRIFT CERAMIC (LDC) 90° & 120°



EXTENDED RANGE CERAMIC (ERC) 120°



ASYMMETRIC ULTRA LOW DRIFT CERAMIC (AULDC) 120°

Liquid fertiliser Herbicides Plant growth regulators Fungicides Insecticides

Choose a standard spraying angle of 110° at a boom height of 50 cm.

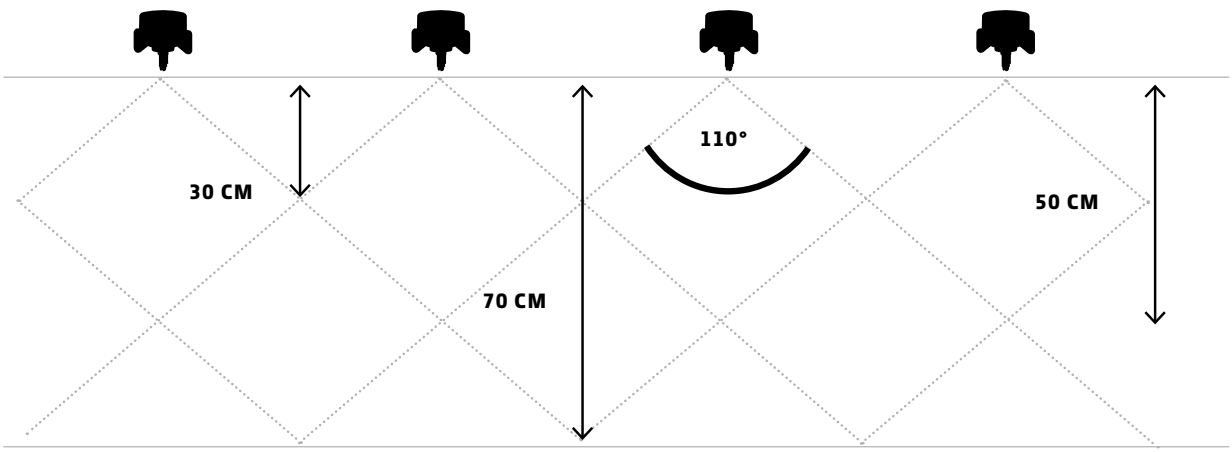

5

COMFORTABLE AND FAST

DILUTING AND RINSING

Rinsing and dilution are easy with the M700(i). AutoDilute and Continuous Dilute are enabled at the push of an in-cab button.



AUTODILUTE

AutoDilute calculates how many rinse cycles you need to achieve the desired dilution factor. AutoDilute takes all dead volume and remaining contents of the solution system into account and complies with all current legal and environmental regulations across Europe.

- Comfortable, in-cab control over the entire dilution process
- Rinsing mode: AutoDilute and Continuous Dilute
- Multiple rinsing options
- Faster rinsing for higher productivity
- No chance of operator errors
- No risk of crop damage and environmental pollution

CONTINUOUS DILUTE

Continuous Dilute reduces residue at the nozzle without the operator having to leave the cab for fast flushing between spray jobs. Clean water is continuously added to the solution tank while spraying is completed, reducing the concentration of spray solution to very low levels.



The AutoDilute pump operates automatically to measure the correct amount of clean water into the solution system for each rinse cycle. Situated under the solution tank, the AutoDilute pump needs no regular maintenance.



Automatic peace of mind: M700 sprayers are available with AutoDilute and Continuous Dilute rinsing.



RINSE CALCULATOR

The AutoDilute Rinse Calculator works out how many rinse cycles are needed to meet your dilution requirements. Once done, multiple automatic dilute-rinse-spray cycles lower the concentration of the residual liquid. It's foolproof, and gives you absolute peace of mind.

AutoDilute / Continuous Dilute

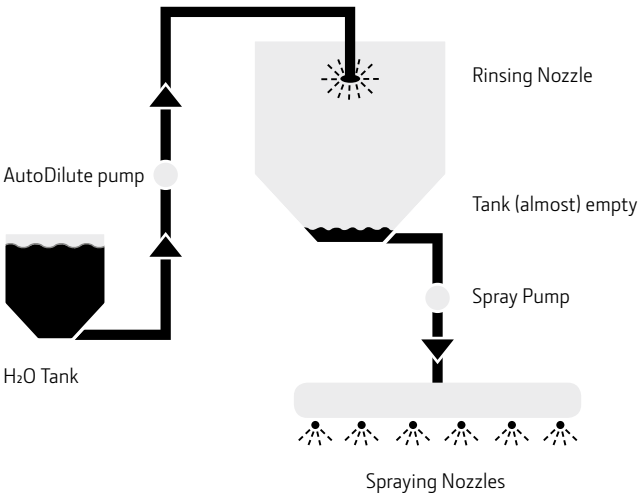

ADD SOME YOU TO YOUR SPRAYER

ATTACHMENTS

You don't just do things like everyone else. John Deere attachments let you adapt your M700(i) to the way you work. Talk to your dealer about what's available for you.





EDGE™ NOZZLE HOLDER

Edge™ nozzle holders are positioned at the end of the spray boom and fitted with edge spray tips to prevent spraying beyond the crop boundaries or using the nozzle off-centre.







STAINLESS EDUCTOR LEVEL GAUGE

Get an accurate read on the plant protection mix present in the eductor.

LED BOOM LIGHTS

Spraying at night? This lighting solution helps you get a better view of the spray pattern and illuminates the boom surroundings helping to quickly identify obstacles in the field.



SELF-CLEANING PRESSURE FILTER

The self-cleaning filter kit allows operators to flush debris that may have collected in the base of the pressure filter without removing the filter bowl.

BREAKAWAY PROTECTION

Protects against damage of spray nozzles, nozzle bodies, and other parts when driving on field borders or during transport next to bushes and trees.





SERVICES THAT BENEFIT YOU

FARMSIGHT™ SERVICES

With a FarmSight™ Services package, you can rely on your sprayer every second of the season and profit from efficiency gains and additional uptime hours from day one.

When you pull your M700(i) with a John Deere tractor that has a JDLink™ telematics terminal and JDLink™ connectivity, you can access several cutting-edge digital remote tools which allow your dealer to provide you with a suite of proactive services tailored to your needs. Talk to your John Deere dealer about which FarmSight™ Services package works for you.

FARMSIGHT™ SERVICES PACKAGES

VALUE		FARMSIGHT™ SERVICES	SELECT	PREMIUM
	Training	1 | John Deere Operations Center Introduction	■	■
	Training	2 | Machine Handover Training	■	■
	Performance	3 | Set-Up Support / Optimisation Visit	■	■
	Uptime	4 | Seasonal Phone Support	■	■
	Uptime	5 | Expert Check and winterisation	■	■
	Uptime	6 | De-winterisation and software update	■	■
	Performance	7 | Official sprayer test	■	■
	Training	8 | Documentation and MyJohnDeere.com Account Set-up	–	■



EXPERT CHECK AND WINTERISATION

You get a thorough off-season inspection for maximum in-season uptime. The detailed technical examination focuses on proper winterisation to protect your sprayer from frost.

1 | JOHN DEERE OPERATIONS CENTER INTRODUCTION

A new way to reduce office work and manage your business with ease. Includes a one-hour training session at your dealership.

2 | MACHINE HANDOVER TRAINING

In the first year, you'll receive individual operator training at the dealership. It highlights the key productivity features of your sprayer and explains how you use them to optimise your operations. In the following years, you can choose a refresher training or other offerings from the dealer training catalogue.

3 | SET-UP SUPPORT / OPTIMISATION VISIT

In a one-hour visit, our specialist will perform a thorough hands-on examination of your machine in the field for optimisation. We'll also ensure that all installed technology such as Section Control and applications control is fully utilised.

4 | SEASONAL PHONE SUPPORT

You'll have questions and you'll face a variety of challenges during the normal course of operations. We're just a phone call away, and will help you during regular office hours to resolve the issues or questions that are holding you back from achieving optimal productivity.

5 | EXPERT CHECK AND WINTERISATION

The Expert Check is a thorough inspection of your sprayer by an experienced certified service technician out at your farm. Using a unique John Deere inspection checklist, he'll produce a comprehensive technical diagnosis of your machine's health and advise you on what measures to take to ensure maximum uptime in the next season. As part of the winterisation the sprayer will be cleaned, drained and filled with antifreeze.

6 | DE-WINTERISATION AND SOFTWARE UPDATE

Prepares your sprayer for the season, including the latest software, to make sure that your machine's all set to deliver top performance.

7 | OFFICIAL SPRAYER TEST

Let us make sure your sprayer fulfills the EN ISO 16122 requirements and meets national regulations such as NSTS, SKL and JKI.

8 | DOCUMENTATION AND OPERATIONSCENTER.DEERE.COM ACCOUNT SUPPORT

Individual training from our expert. In the first year, we'll go over the initial documentation system set-up and give you an individual one-hour systems training session at your location. You'll benefit from shorter data entry times and more accurate documentation as a result of this training. In the following years, you can choose between a similar session at your location or remote support via phone.

SPECIFICATIONS

	M724(i)	M732(i)	M740(i)
Nominal tank volume, l	2400	3200	4000
Real tank volume, l	2550	3360	4200
Rinse tank, l	400	400	400
Hand wash tank, l	20	20	20
12 volt 3-pole power supply (Cobo Connector)	base		
ISO-BUS (9 pole Deutsch Connector)	option		
Sprayer Control with multi-functional lever (Joystick)	option		
Implement display 1100	base		
John Deere 4240 Universal Display	option		
John Deere 4640 Universal Display	option		
GNSS automatic section control	option		
Sprayer pump type	Self priming piston diaphragm pump		
Pump capacity	280 l/min		
PTO pump drive (Walterscheid wide angle PTO shaft)	base		
Hydraulic pump drive	option		
Spray pressure min – max, bar	1-10 bar		
Ground Clearance under axle, cm*	65-75		
Polyurethane double linked axle suspension	option		
Track width availibilty, cm*	150-225		
Fixed drawbar upper or lower linkage	base		
Steering drawbar upper or lower linkage	option		
John Deere TerrainControl™ Pro automatic boom tilt and height control with headland management	option		
John Deere TerrainCommand™ Pro automatic boom tilt, height and Variable Geometry control with headland management	option		
Working lights (halogen or LED)	option		
SOLUTION SYSTEM			
Manual operated valves	base		
Multi cycle dilution system (Auto Dilute) including digital tank level sensor	option		
Horn audible alarm for tank filling	option		
Filling Injector	option		
Clothing locker	option		
60 litre closed chemical storage box with lock	option		
Transfer valve 2" to pump liquid back to storage	option		
Digital tank level sensor with detailled readout in display	option		
External pump filling connection 2", (hydrant)	option		
2" Quick fill connetor for rinse water tank	option		
Electric agitation automatic on /off based on tank level, (free programmable)	option		
Spray rate control selection pressure-flow sensor or both	option		
I-features (default valve position, anticipation, cross-check, low flow detection automatic flow-pressure selection)	option		
Chemical inductor hopper cappacity, 55 L	option		
Spraygun at chemical inductor hopper	option		
Rinsing head in filling opening***	option		
9 m 2" filling hose/ with or without transport bracket	option		
Self cleaning pressure filter	option		
Brush with hose reel	option		
SPRAY BOOM AND HYDRAULICS			
Boom height range, cm**	48-224		
Spray boom material	steel		
Ball and socket bearings in swivel points with grease points	base		
Stainless steel spray lines with quick-connect couplings	base		
3 directional boom breakaway protection	base		
Z-bar parallelogram, hydraulic height adjustment with a nitrogen pressure accumulator supension and hydraulic transport lock	base		
Centre frame with vertical and horizontal boom suspension and pendulum lock (anti yaw)	base		
Centre frame with independent vertical and horizontal boom suspension and pendulum lock (push rod anti yaw system) Boom suspension kit for spraying hilly fields	option		

*Depending on track width and selected tyres
**Based on tyre size 420/85R 38
***Certain countries only

	M724(i)	M732(i)	M740(i)
SPRAY BOOM AND HYDRAULICS			
Boom gauging device prevents boom tip grounding		option	
End stroke dampening in hydraulic boom folding cylinders between spray boom segments		base	
Selective contol valve, hydraulic operation for sprayboom, folding, height and tilt		option	
Hydraulic selector, operation for sprayboom, folding, height and tilt		option	
Electro-hydaulic control for sprayboom, folding, height and tilt adjustment with auto centre function, boom tilt positioning indicator in display actual or pre-set postion, (optional variable geometry and/or steering drawbar only with electro hydraulic control) Load sense hydraulics		option	
Hydraulic oil filter (only with electro hydraulic control)		option	
Multiple nozzle holder 5 way		base	
Off centre nozzle		option	
Edge™ nozzle manual or electric operation		option	
Standard spray system, boom sections located in centre frame		base	
Ringline circulation spray system, liquid circulation section valves located accros spray boom		option	
Pressure circulation spray system, chemicals are always circulated right up to the nozzles		option	
Section Control, automatically controlled sections, max. 15 sections		option	
Individual Nozzle Control, automatically controlled nozzles, free programmable layout up to 15 sections, remote control with keyfob, spot spraying application possible		option	

TYRE SIZES*	M724(i)	M732(i)	M740(i)
Tyres mounted on fully welded rims factory choice tyres are mounted		available	
230/95R48 (136A8/ 136B), 10 bolts		available	
270/95R48 (14 4A8/ 140B), 10 bolts		available	
300/95R46 (148A8/ 14 4B), 10 bolts		available	
340/85R48 (152A8/ 152B), 10 bolts		available	
420/85R38 (14 4A8/ 141B), 10 bolts		available	
480/ 70R38 (145A8/ 142B), 10 bolts		available	
520/ 70R38 (150A8/ 147B), 10 bolts		available	
520/85R38 (155A8/ 152B), 10 bolts		available	

*Selectable tyre size is depending on machine type and axle load.

WEIGHTS*	M724(i)	M732(i)	M740(i)
Total weight empty, kg	3310	3340	3380
Total weight full, kg	6130	6960	7800

*All weights are approximate with base equipment 300/95R4 6 tyres, 24 m boom.

MEASUREMENTS IN CM	SPRAY BOOM (MAX./MIN. WORKING WIDTH)	A	B	C	D	E
DOUBLE-FOLDING BOOM						
All M700(i) Models	18 / 12 m	555	258*	198	324	255
	20 / 12 m	555	258*	198	324	255
	21 / 12 m	555	258*	198	324	255
	24 / 12 m	610	258*	246	324	255
	27 / 14 m	646	258*	246	350-400**	255
	28 / 14 m	696	258*	246	350-400**	255
TRIPLE-FOLDING BOOM						
All M700(i) Models	24 / 18 m	456	258*	198	318	300
	27 / 18 m	456	258*	198	318	300
	27 / 21 m	550	258*	292	318	300
	28 / 20 m	510	258*	243	318	300
	30 / 21 m	550	258*	292	318	300

*For each adaptor bushing add 5 cm to a maximum of 10 cm (two adaptor bushings).
**Depends on setting.

Note: Dimensions depend on tire size and track width.
All Measurements are with 270/95R48 tires and 1.80 m track.

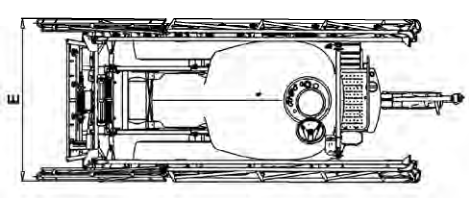

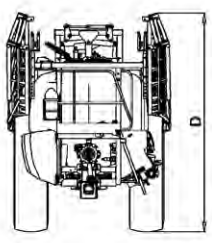

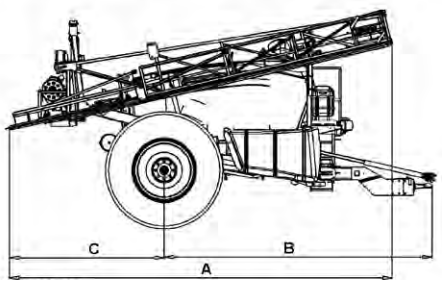

NOTHING RUNS LIKE A DEERE™

Together with our dealer network, we are committed to serving you better. We never stop investing in the technology, training and equipment needed to keep you running at maximum efficiency. After more than 180 years in the business, we are sure that we are better together.



This literature has been compiled for worldwide circulation. While general information, pictures and descriptions are provided, some illustrations and text may include finance, credit, insurance, product options and accessories not available in all regions. Please contact your local dealer for details. John Deere reserves the right to change specification and design of products described in this literature without notice. The green and yellow colour scheme, the leaping deer logo and the JOHN DEERE word mark are trademarks of Deere & Company.

YY21I477OENG_GB 09/21