




GKA182N144
600W-620W



GKA182N144S
STANDARD



GKA182N144BK
BLACK VERSION



GKA182N144BF
BIFACIAL

KEY FEATURES

M Busbar Solar Cell
M Busbar Solar Cell design improves module efficiency and offers better aesthetic appearance for rooftop installation.


High Efficiency:
Higher module conversion efficiency (up to 23.99%) benefit from N-TOPCon cell technology.

PID Resistance:
Excellent Anti-PID performance guarantee limited power degradation for mass production.

Low-light Performance:
Advanced glass and cell surface textured design ensure excellent performance in low-light environment.

Severe Weather Resilience:
Certified to withstand: wind load (2400 Pascal) and snow load (5400 Pascal).

DURABILITY AGAINST EXTREME ENVIRONMENTAL CONDITIONS:
High salt mist and ammonia resistance certified.

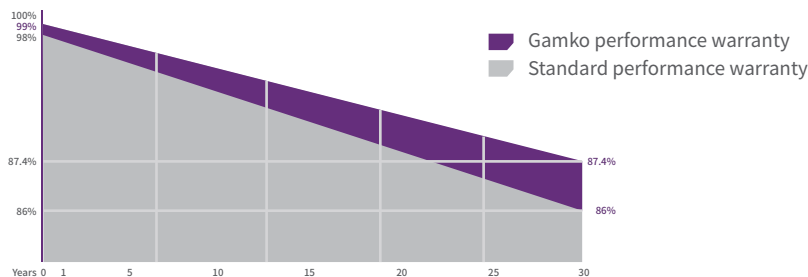


★ GAMKO SOLAR MODULE BOM

- CELLS:** TIER 1 BRANDS SOLAR CELLS
- TEMPERED GLASS:** ULTRA-CLEAR
- EVA:** TRANSPARENCY > 93%
- BACKSHEETS:** REFLECTIVITY > 80%, TPT
- JUNCTION BOX:** IP68 MAX 30A
- SILICON GEL:** UV, AGING-RESISTANT
- FRAME:** ANODIZED ALUMINUM 6005-T5

LINEAR PERFORMANCE WARRANTY

12 Year Product Warranty · 30 Year Linear Power Warranty



★ GAMKO QUALITY CONTROL

- ◆ 2 EL testing avoid cells cracking of each solar module.
- ◆ 2 Power flash testing avoid false welding and insufficient power of each module.
- ◆ Packing tightly with angle protection avoid transportation broken.
- ◆ Gamko official Warranty cover all Gamko solar module 30 years.

GKA182N144
600W-620W

SPECIFICATION

	STC	NOCT	STC	NOCT	STC	NOCT	STC	NOCT	STC	NOCT
Maximum Power(P _{max})	600W	453W	605W	457W	610W	461W	615W	465W	620W	469W
Open Circuit Voltage (V _{oc})	49.94V	47.69V	50.14V	47.87V	50.34V	48.05V	50.54V	48.23V	50.74V	48.46V
Short Circuit Current (I _{sc})	15.35A	12.40A	15.41A	12.45A	15.47A	12.50A	15.53A	12.55A	15.59A	12.60A
Voltage at Maximum Power (V _{mpp})	41.26V	38.72V	41.42V	38.87V	41.58V	39.02V	41.74V	39.17V	41.89V	39.29V
Current at Maximum Power (I _{mpp})	14.54A	11.73A	14.60A	11.78A	14.66A	11.83A	14.72A	11.88A	14.80A	11.94A
Module Efficiency STC (%)	23.23%		23.42%		23.61%		23.81%		23.99%	

STC: Irradiance 1000W/m², Cell temperature 25°C, AM1.5; Tolerance of P_{max}: ±3%; Measurement Tolerance: ±3%, P_{max} According Gamko's official testing.
 NOCT: Irradiance 800W/m², ambient temperature 20°C, wind speed 1m/s; Tolerance of P_{max}: ±3%; Measurement Tolerance: ±3%, P_{max} According Gamko's official testing.

BIFACIAL OUTPUT-REAR SIDE POWER GAIN

5%	Maximum Power(P _{max})	630W	635W	641W	646W	651W
	Module Efficiency STC (%)	24.38%	24.57%	24.80%	25.00%	25.19%
15%	Maximum power (P _{max})	690W	696W	702W	707W	713W
	Module Efficiency STC (%)	26.70%	26.93%	27.16%	27.36%	27.59%
25%	Maximum Power(P _{max})	750W	756W	763W	769W	775W
	Module Efficiency STC (%)	29.02%	29.25%	29.52%	29.76%	29.99%

MECHANICAL CHARACTERISTICS

Cell type	Monocrystalline TOPCON
Number of cells	144(6x24)
Module dimensions	2279*1134*30MM
Weight	28/31.5kg
Front cover	3.2mm coated tempered glass
Frame	Anodized aluminum alloy
Junction box	IP68 rated (3 by pass diodes)
Cable	4mm ² (0.006inches ²),Portrait: 300mm(11.81inches);
Connector	PV compatible

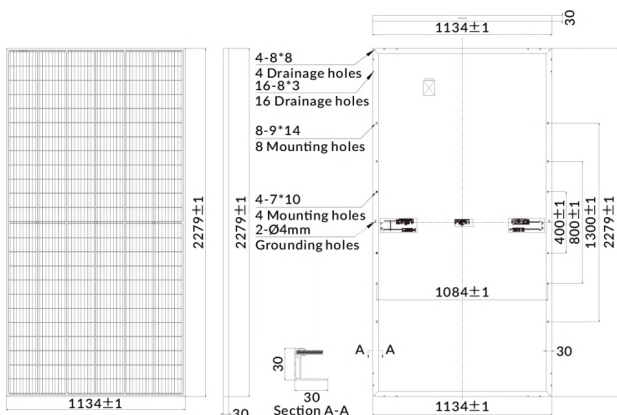
TEMPERATURE CHARACTERISTICS

Nominal Operating Cell Temperature (NOCT)	45°C±2°C
Temperature Coefficients of P _{max}	-0.30%/°C
Temperature Coefficients of V _{oc}	-0.25%/°C
Temperature Coefficients of I _{sc}	-0.046%/°C

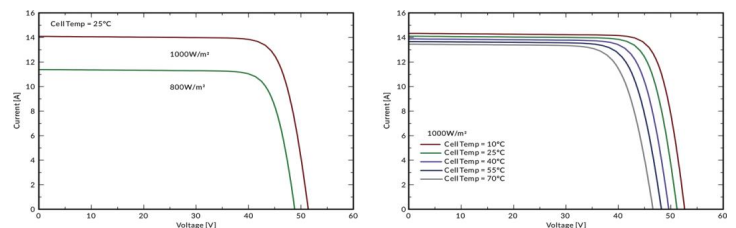
PACKAGING

Standard packaging	36pcs/pallet
Module quantity per 20' container	325pcs
Module quantity per 40' container	720pcs(HQ)

ENGINEERING DRAWINGS



Electrical Performance & Temperature Dependence



Specifications included in this datasheet are subject to change without notice.