



HFCL Limited

(formerly Himachal Futuristic Communications Ltd.)

8, Commercial Complex, Masjid Moth, Greater Kailash - II,
New Delhi - 110048, India

Tel : (+91 11) 3520 9400, 3520 9500, Fax : (+91 11) 35209525

Web : www.hfcl.com

Email :

secretarial@hfcl.com

HFCL/SEC/21-22

October 11, 2021

The BSE Ltd. 1 st Floor, New Trading Wing, Rotunda Building Phiroze Jeejeebhoy Towers, Dalal Street, Fort Mumbai - 400001 corp.relations@bseindia.com Security Code No.: 500183	The National Stock Exchange of India Ltd. Exchange Plaza, 5 th Floor, C - 1, Block G Bandra - Kurla Complex, Bandra (E) Mumbai - 400051 cmlist@nse.co.in Security Code No.: HFCL
--	--

RE: Regulation 30 of the Securities and Exchange Board of India (Listing Obligations and Disclosure Requirements) Regulations, 2015 (the "SEBI Listing Regulations").

Subject: Earnings' Presentation.

Dear Sir(s)/ Madam,

This is further to our earlier announcement dated October 11, 2021.

In terms of Regulation 30 read with Para A of Part A of Schedule III to the SEBI Listing Regulations, we hereby submit a copy of the **Earnings' Presentation** on, *inter-alia*, the **Un-Audited Financial Results of the Company for the 2nd Quarter and Half Year ended September 30, 2021**, both on **Standalone and Consolidated** basis, to be discussed during the **Earnings' Call** scheduled to be held on **Tuesday, October 12, 2021 at 10:30 a.m.**

It may be noted that the Board of Directors of the Company has, considered and approved the aforesaid Financial Results of the Company, in its meeting held on October 11, 2021.

You are requested to take the above information on records and disseminate the same on your respective websites.

Thanking you.

Yours faithfully,

For HFCL Limited



(Manoj Baid)

Senior Vice-President (Corporate) &
Company Secretary

Encl: Earnings' Presentation.



HFCL
Investor Presentation
Sep 2021



Introducing HFCL





Leading
Technology
Enterprise



Diversified
Product
Offerings



Wide
Industries
Served



State of
the art
Manufacturing
facilities



Global
Reach
30+ countries

Strong Financials

8 Yr Revenue CAGR - **25%**

8 Yr PAT CAGR - **20%**

FY21 ROCE - **20%**

D/E - **0.48x**

Strong Order Book

Current Order Book

~INR 5,822 Cr

Including

O&M Contracts

~INR 1,416 Cr

Centre for Excellence

State-of-the-art R&D
centres at Bengaluru &
Gurugram

R&D Team – **119**
members


Key Products & Service Offerings



Optical Fibre / Optic
Fibre Cables



Passive connectivity
solutions



Telecom Equipment



Defence Electronic



Network Solutions for
Telecom, Defence,
Railways and
Surveillance Projects

Best in class manufacturing facilities



City/ State	Plant Details	Capacity
Verna, Goa	OFC Manufacturing	8m fkm
Solan, Himachal Pradesh	Telecom Equipment Manufacturing	
Chennai, Tamil Nadu	OFC + FTTH Cable Manufacturing	10.5 mn fkm + 2.7L cable km/annum
Hosur, Tamil Nadu	FRP Rods, IFGR, ARP Manufacturing	FRP – 5.04 lakhs km /annum ARP - 6.60 lakhs km / annum IGFR – 2700 MT
Hyderabad, Telangana	FTTH Cable Manufacturing OFC/ OF Manufacturing	3.6L cable km/annum OFC – 3.6 mn fkm, Optical fibre – 8m fkm

Product Offerings



Armoured Cable



Optic Fibre



Unarmoured Cable



Aerial Cable



Micro Cable



Micro module Cable



Ribbon Cable



FTTH



Cable Assemblies



High Density Cabinets



Fibre Termination Box



Joint Closures



PLC Splitters




Aerial/ FTTH Accessories



Point to point Backhaul radio



Wi-Fi Access Points



Ethernet L2/L3 Switches



High Capacity Radio Relay



Electro Optical Devices



Electronic Fuses



VMS



Video Analytics



Automatic Number Plate Recognition



Red Light Violation Detection System

HFCL in Optic Fibre, Optical Fibre Cables

HFCL in Passive Connectivity Solutions

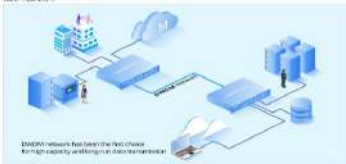
HFCL in Telecom / Railways

HFCL in Defence

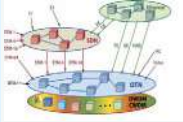
HFCL in Security & Surveillance

Solution Offerings

HFCL Solutions in Defence



OFC and Optical Transport Network



Fiber Monitoring & Management System



Routing Network



Microwave Radio Backhaul Solution

HFCL Solutions in Telecom

Comprehensive solutions for building of wireless and optical telecommunications networks



Optical Transportation Networks, Rural GSM Networks, Broadband Network Access Networks, Fibre to Home and In-building Solutions, Radio Backhaul

HFCL Solutions in Security & Surveillance



Video Management System



Video Analytics



Automatic Number Plate Recognition



Red Light Violation Detection System

HFCL Solutions in Railways



Passenger Information Display System



Fiber Optic Transmission System - FOTS



CCTV Video Surveillance System

T-SCADA (Operations Management and Control System - OMCS)

P-SCADA (Plant Management and Control System)



Marquee customers across segments



Telecom Networks



Railways



Defence



Security & Surveillance



Our Global Presence



Board of Directors with Industry Veterans




Mahendra Nahata
*Promoter and
Managing Director*

- The pioneer of new age Telecom Sector in India
- On Board of Governors of IIT Mumbai, Madras and Allahabad
- Ex-President TEMA
- Ex Co-chairman Telecom Committee-FICCI
- Ex Chairman of Telecom Committee of PHD Chamber of Commerce & Industry



Arvind Kharabanda
*Non-Executive
Director*

- A member of ICAI, extensive experience across Telecom, Broadcasting, IT, Electronics, Consumer Durable and White Goods industries
- Expert in Marketing, Manufacturing, Project Appraisal, Finance, Planning and Corporate Strategy



Dr. R. M. Kastia
*Non-Executive
Director*

- Holds Doctorate degree in Chemistry. Fellow of British Institute of Management (London)
- Held Senior Executive positions with various reputed companies across Industries



Ramakrishna Eda
*Non-executive Director
and Nominee - IDBI*

- Masters In Science from Andhra University & MBA from Symbiosis Centre
- Over 20 Years of Experience in Corporate Banking in the Banking Industry



Bharat Pal Singh
Independent Director

- MSc. in Operational Research from Delhi University
- Masters in Marketing Management from JBIMS, Mumbai.
- A CFP with more than three decades of rich experience in handling range of portfolios in Banking Sector
- Former Dy. Managing Director of IDBI Bank
- Has been on the board of several large companies as nominee of IDBI Bank



Surendra Singh Sirohi
Independent Director

- Alumnus - IIT Kanpur and Ex-Officio Secretary to GOI in Ministry of Communication & IT
- Has been Member - Technology in Telecom Commission
- Over 36 years vast experience in telecom industry
- Instrumental in formulating several regulatory and strategic initiatives for inclusive growth in the telecom sector



Dr. Tamali Sen Gupta
*Independent Woman
Director*

- Doctorate and Masters in Law from Stanford Law School, California
- Over 32 years experience in the legal field and a specialist in transnational legal
- Legal professional with vast experience in international JVs, collaboration and licensing agreements, M&As
- Advised Ministry of Railways on installing Fiber optic link

Management Team



S K Garg
Executive Director
Growth Strategy



V R Jain
Group Chief Financial Officer



Jitendra Chaudhary
Executive President
Communications



Sunil Kumar Kulshrestha
Executive President
Turnkey



Devender Kumar
Executive President
Project Delivery



Col B B Singh
Executive President
Defence Products



Harsh Pagay
Executive President
OFC



Jayanta Dey
Executive President
5G



Sanjay Jorapur
President
Human Resources



N L Garg
President
Supply Chain

Management Team



Shiv Kumar Singh
*President
Technology Head*



Sunil Kumar Pandey
*Chief Information
Officer*



Manoj Baid
*SVP & Company
Secretary*



S K Wadhwa
SVP – R4G



Bhuvnesh Sachdeva
*VP
Product Development*



Vivek Aggarwal
*VP
Operations*



G S Naidu
*COO
HTL Chennai*



Subhas Mondal
*Head
R&D – 5 G Products*



Anil Kumar Jain
*Head
Legal & Taxation*



Amit Agarwal
*VP & Head
Investor Relations*



Neelu Chandra
VP - CSR



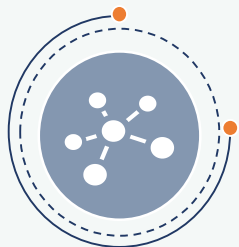
Baburaj E
*Head
Administration*



Opportunities for HFCL



Opportunity Landscape



OF/ OFC

- Expansion of 4G network, Evolution of 5G networks, Bharat Net, Railways, Smart City projects
- Expected Growth in FTTH connections to 50mn by 2024
- OFC Export opportunity to multiply on account of global markets realigning with China + 1 strategy



Telecom & Networking

- Expansion of 4G networks with allocation of additional spectrum
- Evolution and Implementation of 5G networks globally. Expected CAPEX is 4-5 Lac crores over next 4-5 years in India alone
- Rs 30k- 40k crore opportunity in Bharat Net Phase II Project, Wi-Fi, infrastructure, electronics and optic networks
- Open Radio Access Network will lead to huge opportunities for the Manufacturers
- PLI Scheme will boost the Local Manufacturing and Competitiveness



Defence

- The defence budget allocation increased to include modernisation of armed forces and replacement of older equipment and technologies
- India's defence market is expected to grow \$ 70 billion in next 5 years
- GOI target to reduce imports from 65% currently to 30% by 2027 - massive opportunity for Indian manufacturers



Railways

- Indian Railways have announced massive plans for overhauling the signalling system by spending about INR 850 bn over next five years
- Deployment of new rail lines with next generation system
- Allocation of spectrum by the Government



Security & Surveillance

- Increased push from GOI for surveillance security
- Wider proliferation of AI (artificial intelligence) across the surveillance touch points – cameras, control room, alarm – would drive demand for the NextGen surveillance products and solutions
- Perimeter intrusion detection & prevention systems market is estimated to reach ~USD 339 million by 2023, and grow at 10.58% CAGR

HFCL's accelerated transformation journey

Increasing R&D spend to ~INR 150cr in FY22E

Focusing on upcoming opportunities in Telecom, Defence and Railways

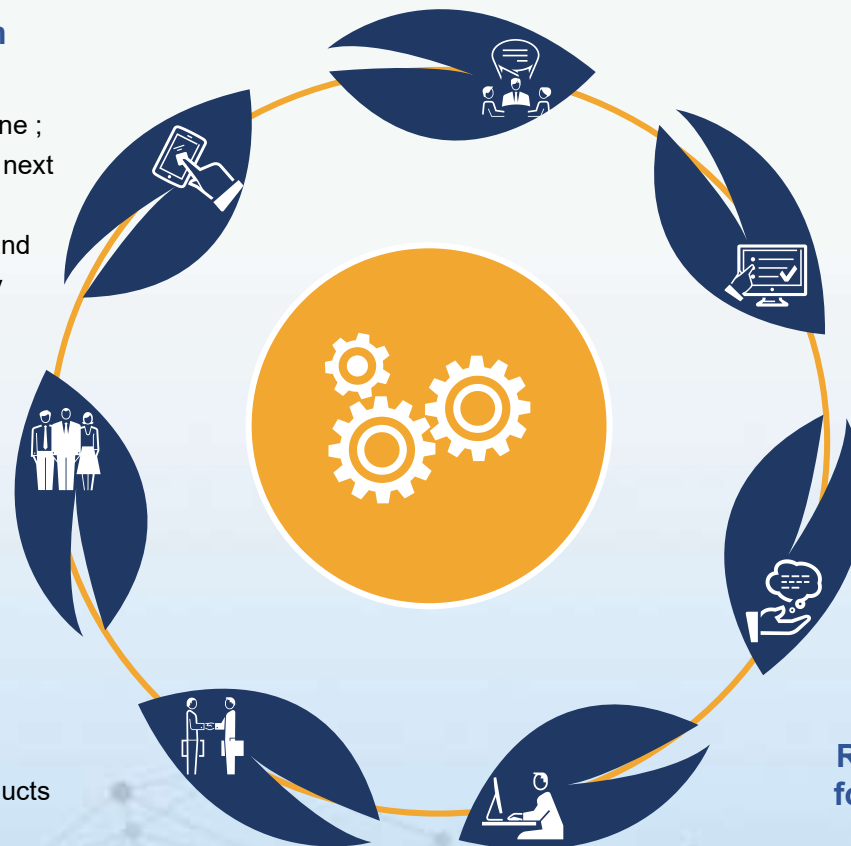
- Market opportunity of ~INR 4-5 lakh crores in 5G alone ; ~INR 50k cr in Defence, ~INR 85k crs in Railways in next 4-5 years
- Immense demand for Fiber optic cables, Telecom and networking products across the world followed by expansion of 4G and evolution of 5G Network

Integral part of India's digital journey

- BharatNet world's largest rural broadband project
- PLI scheme participation through its Telecom & Networking products
- PM WANI village in Baslambi Haryana and Udupi district Karnataka

Extending market reach

- Exports of OFC and Telecom products to 30+ countries
- Plan to expand this further in next 3 years



Expanding / Modernizing manufacturing capabilities

- Expanding OFC capacity : 18mn fkm to 22.5 mn fkm
FTTH Capacity : 6L ckm to 7.2L ckm
Fibre capacity :8mn fkm to 10mn fkm
- Setting up new facilities at Hyderabad for the manufacturing of defence products
 - Setting up facilities to manufacture wire harness
- Strengthening backward integration for OFC facilities at Chennai, Hosur and Hyderabad
 - Modernizing OFC facilities at Goa and Chennai

Product mix shift to margin accretive own designed products

- Aim to have more than half of our revenue mix coming from higher margin own designed products (27% of our mix for FY21)

Reorganized internal structure to focus on key specialization areas

- New 5G business unit
- Created a separate delivery organization
- Inaugurated a new R&D Centre in Bengaluru in June'21

Supported by our differentiating advantage




Robust Foundations

- Rich heritage of over **three decades** in enabling telecom revolution in India
- **Six state-of-the-art manufacturing facilities**
- **Diverse offerings** of products and solutions across communication, defence, railway and surveillance
- **Enviably global clientele** from across governments and private sectors



Focus on hi-tech Products and Innovation

- A **rich haul** and **pipeline** of technological breakthroughs and innovation
- Accelerated investments in revving the innovation engine
- Focus on hi-tech products



Integrated Business model

- **Wide coverage of telecom value chain** – equipment, optical fibre, optical fibre cable, passive interconnect solutions, network project execution on a turnkey basis, operation & maintenance
- **A prudent mix of telecom and new business segments** including defence, railway communication and signalling and security & surveillance



Consistent Performance

- 8- year **Revenue CAGR of 25%**
- **8-year PAT CAGR** of 20%
- Order book of INR 5,822 crores as on 30th Sep, 2021
- FY21 debt equity ratio of 0.48
- RoCE of 20%

HFCL's Key Strengths



Integrated **next-gen** communication products & solutions provider



Largest manufacturer of **Wi-Fi systems**, Largest market share in **OFC supplies**, Currently largest delivery of **defence** and **public** communications network



Accelerated R&D; enviable portfolio of innovative products with continued investment in technology



State of the art **Manufacturing** Exceptional **quality & cost** competitive products



Strong **Order Book**



One of the Leading Indian Company to develop electronic fuses for artillery ammunition with **own IPRs** and also selected by Indian Army based on its R&D capabilities, to develop (software defined radios) **SDR**, the next generation communication solution



Accelerated organization-wide **capability** ramp up



Investing in our People with focus on **Health** and **Safety**; Technical & Functional **Training**; Collaboration as **ONE HFCL** family

Accelerating Innovation >>>>>> Profitable Growth

Continued investments in R&D and new age technology

Revenue mix shift to indigenously designed products

Low gearing and higher margins

Fast scale-up of technological capabilities – organic and collaborative

Economies of Scale

Humongous opportunities via Make in India initiatives and PLI Policy for Telecom & Networking Products


Range of NETXGEN products & Solutions

Backward Integration

Expanding Global Reach



'HFCL is bridging the gap between Digital India initiative and Make in India'



Coupled with Tech Advancement Strategy

Inorganically expand the core with synergistic acquisitions and strategic investments

Develop products for local and global deployments – interoperability

Integrate innovation breakthroughs with captive manufacturing competence



Intensify and scale up the innovation core, 'in-house Research and Development'

Fortify the core with a peripheral layer of collaborative research

Make technology affordable, mass deployable and secure

Strive to expand own Intellectual Property Rights

Empowering Innovation, Introducing New Technologies

- Promote in-house R&D for NextGen products
- Co-innovate with R&D houses and start-ups through partnership / acquisition route
- Developing products having Global opportunities
- Focussing on development of cost effective next generation products and solutions with own IPR
- Team - Large pool of technocrats with proven track record having International experience and business know-how Expertise :

Products under development



**Centralized/
Distributed Unit
Aggregation Router**

To meet the transport requirements of a 5G mobile network




Gigabit Passive Optical Network Equipment (GPON)

To meet the bandwidth & latency demands of a 5G network



Small Cell for 5G

To provide for data capacity demands of a 5G network



Uncooled Engine Core

It is the heart of all night vision devices. It has tremendous application in Military and Surveillance



Ground Surveillance Radars

This is used for Surveillance of critical infrastructure projects such as : Power Plants, Armed Forces, Para-Military etc.



Software Defined Radios

It is intended for use in a Tactical Network for long haul transmission of data traffic by the armed forces.

The Road Ahead



Develop technology as a critical disruptor



Make in India for the world, expanding global reach



Leverage cost competitive manufacturing across the portfolio and backward integration to enhance margins and self-sufficiency



Create value added system integration capabilities in telecom sector



Target profitable turnkey projects to leverage on implementation capabilities



Monetize invested capability build-up towards next frontier including 5G and defence manufacturing



Pursue profitable growth with margin-accretive revenues and cost-efficient operations

Create value for Stakeholders

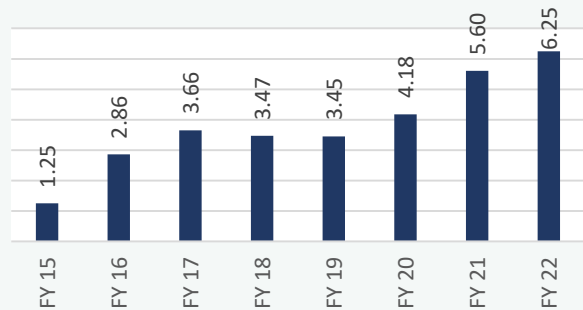


CSR at HFCL



CSR Initiatives at HFCL

HFCL CSR Budget (In INR Cr)



HEALTHCARE

EDUCATION

OLD AGE CARE

CSR at HFCL



Healthcare Projects

Mobile Medical Clinic Projects

To provide Preventive Health Care facility at doorstep to the population of the remote locations of rural India, our Company is running Five MMCs:

- In association with HelpAge India: MMC Solan, MMC-Goa & MMC- Sardarshahar
- In association with Weockhardt Foundation: MMC – Ghazipur (U.P.) & MMC – Hyderabad

Other Projects

- HFCL Medi-Dialysis Centre (New Delhi): Providing world class Dialysis services to underprivileged community
- St. Stephen's Hospital (New Delhi): Corrective surgeries
- National Heart Institute (New Delhi): Providing Cardiac Valves for Open Heart Surgeries
- Shah Foundation (Baroda): Critical and Preventive Health care Grant to the underprivileged communities
- Individual Critical Illness Grant: On case merit basis

Education

Project PEHAL (Smart Classes project for Govt. Schools)

- Government Girls Intercollege, Ghaziabad (UP)
- GGSSS, Sardarshahar, Churu (Rajasthan)
- Rajkiya Intercollege Ghazipur (UP)
- DAV Intercollege Ghazipur (UP)
- Karanda Intercollege Ghazipur (UP)
- Gahmar Intercollege Ghazipur (UP)

Education, Training & Sports training support Grants

- Hari Prem Society: Five HFCL Computer Skill Centres are being run to reskill the rural youth of Ghazipur District (UP)
- Project SAMARTH: Education to special need children
- Education Scholarship: Scholarship to meritorious students
- Individual Education Grant and Individual sports Training Grant: On case merit basis

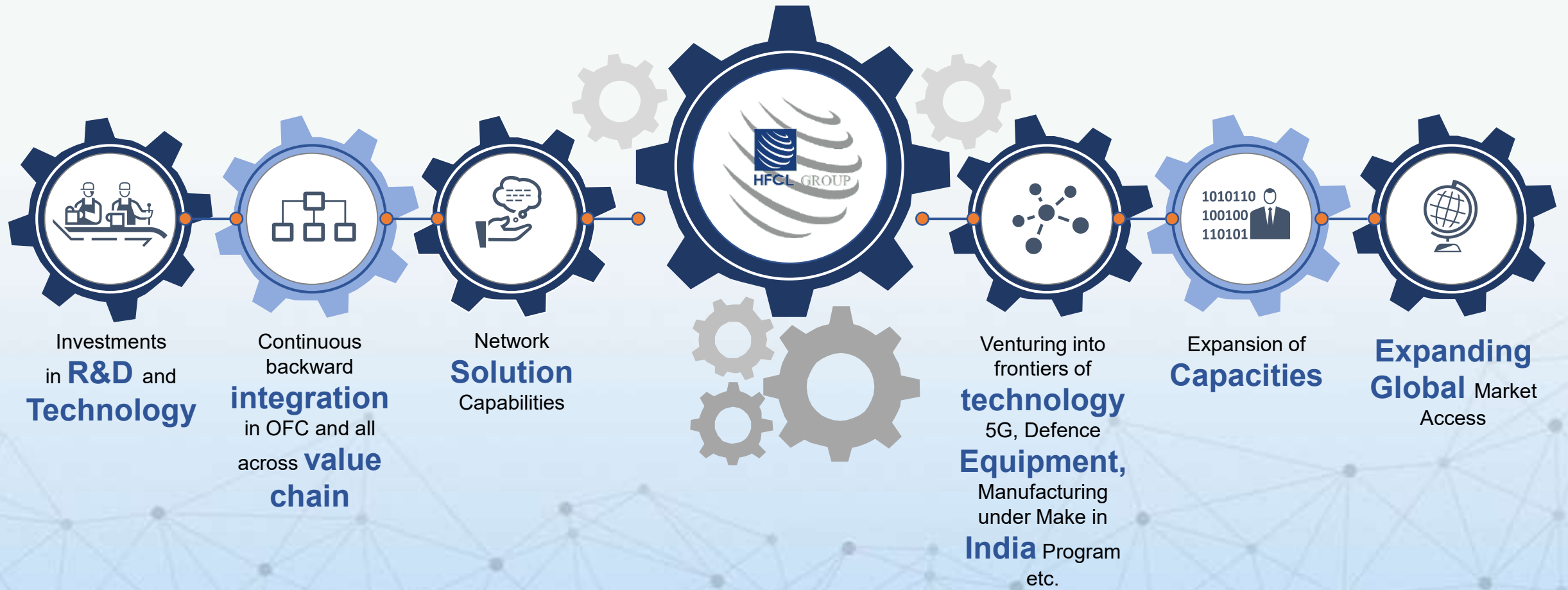
Old Age Care

- SHEOWS (Gharhmukteswar, UP): Created Old Age Home facility for abandoned Senior Citizens where their dignity can be restored and they can live their rest of life with required love and care they deserve
- AMRITAM: Old Age Care Grant
- In addition to this, our MMCs being run by HelpAge India is designed to focus on Senior Citizen's Health Care issues.



Key Investment Highlights





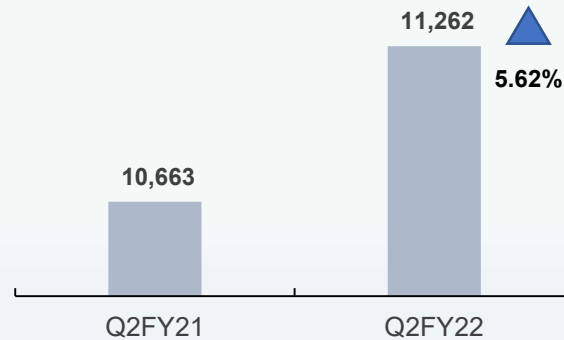
Financial Snapshot



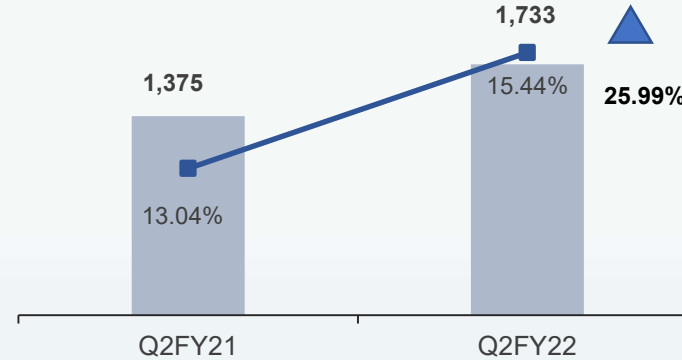
Q2FY22 Key Highlights - Consolidated

(In INR Mn)

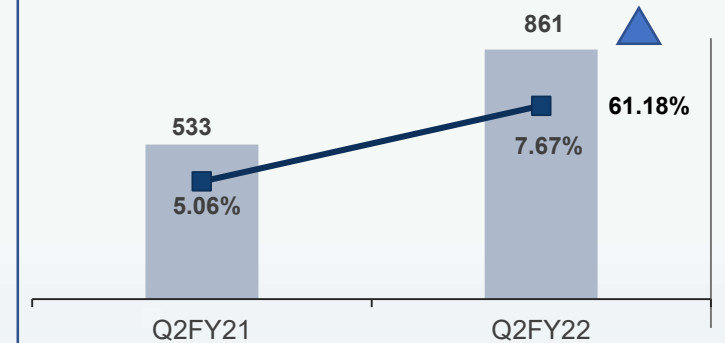
Total Income



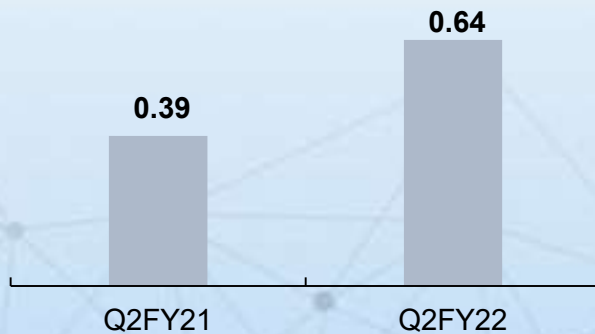
EBITDA & EBITDA Margins (%)



PAT & PAT Margins (%)



Diluted EPS



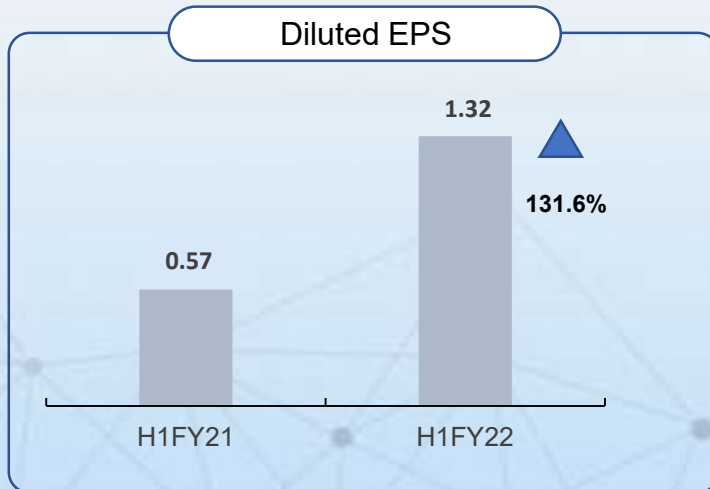
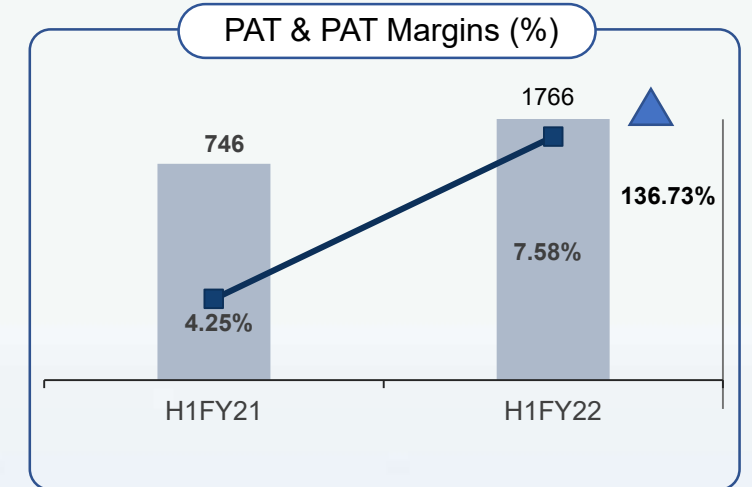
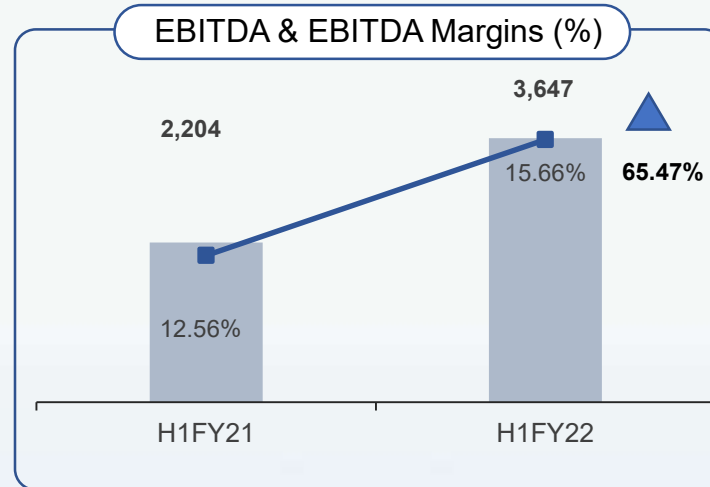
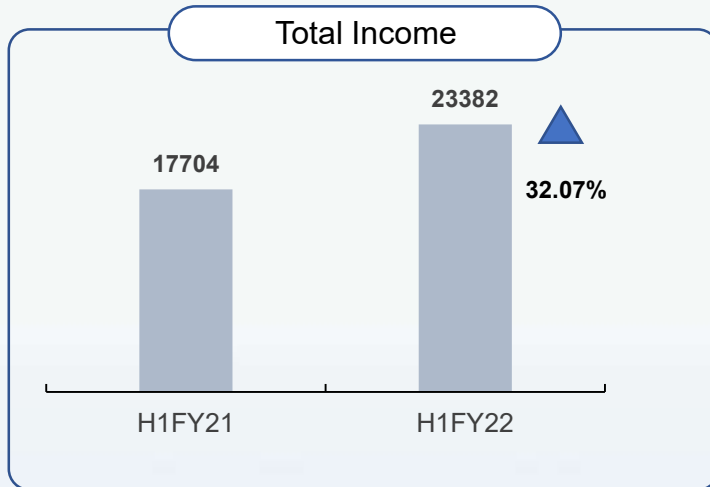
- Shareholders in the AGM held on 30th Sep'2021 approved fund raising of upto INR 750 crores
- Infomerics Valuation and Rating Pvt.Limited has assigned A rating with stable outlook for long term and A1 for short term bank facilities
- Appointed Beetel Teletech Limited as National distributor for our "IO" product line
- The Board has approved the allotment of 49,34,300 equity shares having face value Re.1 each to HFCL employees trust
- The Company bagged contract amounting to Rs.287.96 Crores with RailTel Corporation of India Limited for setting up of Secured OPS Network for Defense Forces
- Capacity utilization remained at optimal levels at all manufacturing locations.
- Intensifying efforts on development of new gen products

Q2FY22 Consolidated Income Statement

Particulars (INR Mn)	Q2-FY22	Q1-FY22	Change Q-o-Q	Q2-FY21	Change Y-o-Y
Revenue from Operations	11,221	12,069	-7.03%	10,543	6.42%
Other Income	41	53		120	
Total Income	11,262	12,122	-7.09%	10,663	5.62%
Total Expenses	9,529	10,206		9,288	
EBITDA	1,733	1,916	-9.58%	1,375	25.99%
EBITDA Margin (%)	15.44%	15.87%	-43Bps	13.04%	240Bps
Depreciation	181	178		166	
Finance Cost	400	495		425	
Share of net profits / (loss) of JV's accounted using equity method	2	(2)		-	
Exceptional Items	-	-		29	
PBT	1,154	1,241	-7.01%	755	52.85%
PBT Margin (%)	10.28%	10.28%	0Bps	7.16%	312Bps
Tax	293	334		222	
Profit after Tax	861	907	-5.23%	533	61.18%
PAT Margin (%)	7.66%	7.51%	15Bps	5.06%	260Bps
Other Comprehensive Income	6	(6)		11	
Total Comprehensive Income	866	901	-3.88%	544	59.19%
EPS (Diluted INR)	0.64	0.68	-5.88%	0.39	60.00%

H1-FY22 Key Highlights - Consolidated

(In INR Mn)



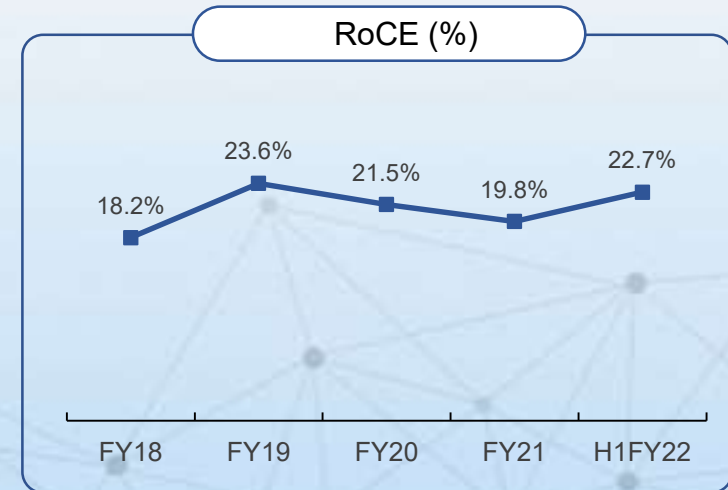
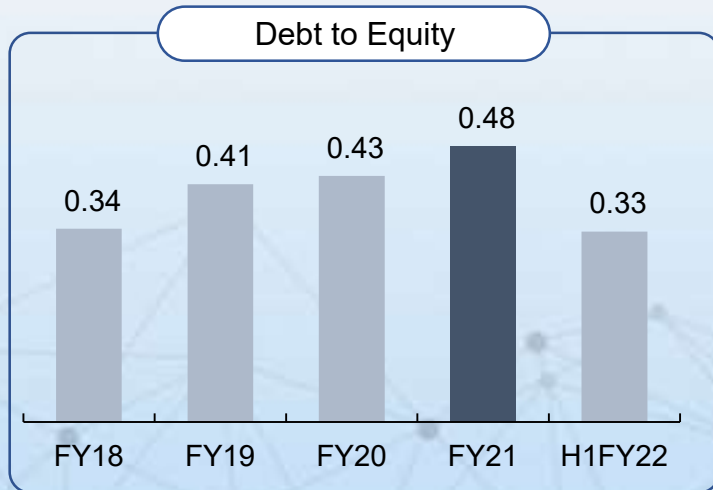
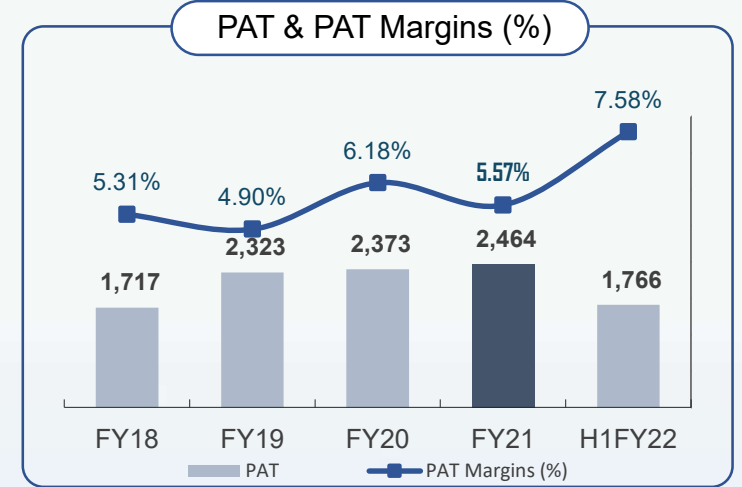
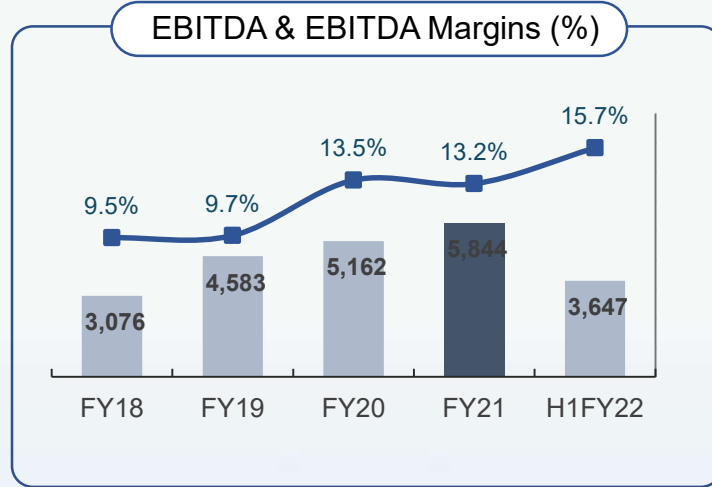
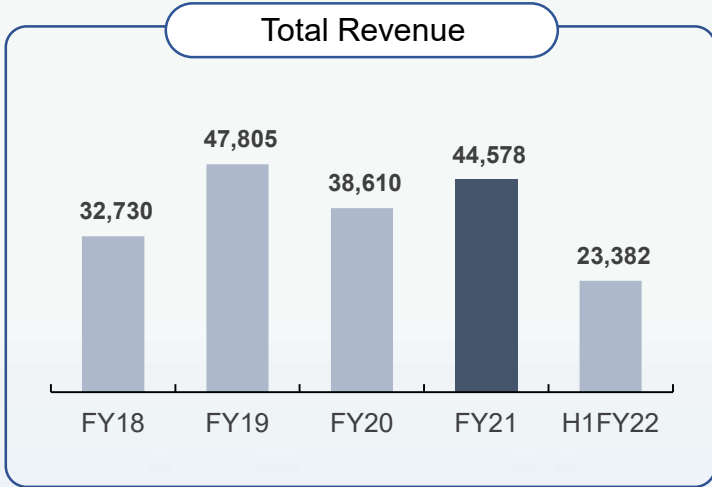
- Shareholders in the AGM held on 30th Sep'2021 approved fund raising of upto INR 750 crores
- Infomerics Valuation and Rating Pvt.Limited has assigned A rating with stable outlook for long term and A1 for short term bank facilities
- Out of the pledge on ~43% of promotes holding, pledge on 33.5% has been released
- Set up a 2nd model PM-Wani Village in Udipi District of Karnataka, it will offer high speed broadband connectivity to the under connected.
- Our subsidiary, HTL limited has diversified into electrical wiring interconnect solutions to cater to Aerospace, Defence and Automotive Industries
- Participated in PLI scheme through wholly owned subsidiary HFCL Technologies Pvt Limited
- Capacity utilization remained at optimal levels at all manufacturing locations.

H1FY22 Consolidated Income Statement

Particulars (INR Mn)	H1-FY22	H1-FY21	Change Y-o-Y
Revenue from Operations	23,289	17,541	32.77%
Other Income	93	163	
Total Income	23,382	17,704	32.07%
Total Expenses	19,735	15,500	
EBITDA	3,647	2,204	65.47%
EBITDA Margin (%)	15.66%	12.56%	310Bps
Depreciation	358	327	
Finance Cost	895	797	
Share of net profits / (loss) of JV's accounted using equity method	(1)	-	
Exceptional Items	-	34	
PBT	2,393	1,046	128.78%
PBT Margin (%)	10.28%	5.96%	432Bps
Tax	627	300	
Profit after Tax	1,766	746	136.73%
PAT Margin (%)	7.58%	4.25%	333Bps
Other Comprehensive Income	1	23	
Total Comprehensive Income	1,767	769	129.78%
EPS (Diluted INR)	1.32	0.57	131.58%

Delivering on our commitments

(In INR Mn)



Historical Consolidated Income Statement

Particulars (INR Mn)	FY21	FY20	FY19	FY18
Revenue from Operations	44,230	38,389	47,378	32,485
Other Income	348	221	427	245
Total Income	44,578	38,610	47,805	32,730
Total Expenses	38,734	33,448	43,222	29,654
EBITDA	5,844	5,162	4,583	3,076
EBITDA Margin (%)	13.21%	13.45%	9.67%	9.47%
Depreciation	686	420	270	232
Finance Cost	1,747	1,148	919	636
Share of net profits / (loss) of JV's accounted using equity method	-	(11)	(1)	14
Exceptional Items	41	-	-	18
PBT	3,370	3,583	3,393	2,204
PBT Margin (%)	7.62%	9.33%	7.16%	6.78%
Tax	906	1,210	1,070	487
Profit after Tax	2,464	2,373	2,323	1,717
PAT Margin (%)	5.57%	6.18%	4.90%	5.29%
Other Comprehensive Income	49	10	45	12
Total Comprehensive Income	2,512	2,383	2,368	1,729
EPS (Diluted INR)	1.87	1.76	1.75	1.35

Historical Consolidated Balance Sheet

Equities & Liabilities (INR Mn)	H1FY22	FY21	FY20	FY19	FY18
(A) Share Capital	1,286	1,284	1,284	1,274	1,239
(B) Other Equity	19,443	17,878	15,400	13,143	10,548
Non Controlling Interest	145	73	-	-100	(221)
Total -Shareholder Funds	20,874	19,235	16,684	14,317	11,566
Non Current Liabilities					
(A) Financial Liabilities					
(i) Borrowings	1,719	2,508	2,009	1,344	1,413
(ii) Lease Liabilities	203	185	169		
(iii) Financial guarantee Obligations	0	0	0	22	4
(B) Provisions	350	365	320	248	231
Total - Non – Current Liabilities	2,272	3,058	2,498	1,614	1,648
Current Liabilities					
Financial Liabilities					
(i) Borrowings	5,117	5,876	4,676	4,187	2,011
(ii) Lease Liabilities	64	38	50		
(iii) Trade Payables	14,037	17,480	8,152	8,645	5,626
(iv) Other Financial Liabilities	4,204	4,874	5,271	2,398	4,372
(B) Current Tax Liabilities	165	464	-	-	-
(C) Other Current Liabilities	1,515	712	519	1,212	636
(D) Contract Liabilities	271	301	332	495	-
(E) Provisions	153	121	107	74	27
Total – Current Liabilities	25,526	29,866	19,107	17,011	12,672
GRAND TOTAL - EQUITIES & LIABILITES	48,672	52,159	38,289	32,942	25,886

Assets (INR Mn)	H1FY22	FY21	FY20	FY19	FY18
(A) Property plant & Equipment	4,416	4,434	4,369	2,022	1,657
(B) Capital Work in Progress	530	118	151	640	17
(C) Right-of-use-Assets	251	203	201		
(D) Goodwill	262	262	262	259	259
(E) Other Intangible Assets	151	180	208	103	44
(F) Intangible Assets under development	355	242	187	215	82
(G) Investment in Associates/ JV	9			55	56
(H) Financial Assets					
(i) Investment	348	348	557	517	461
(ii) Trade receivables	4,363	4,448	1,199	905	518
(iii) Loans	65	65	65	-	-
(iv) Others	287	110	315	362	133
(I) Deferred Tax (Net)	63	67	122	799	1,187
(J) Other Non Current Assets	141	183	43	405	22
Total - Non – Current Assets	11,241	10,660	7,679	6,282	4,436
Current Assets					
(A) Inventories	4,267	4,353	3,437	2,645	2,136
(B) Financial Assets					
(i) Investment	72	58	25	24	36
(ii) Trade Receivables	22,277	26,110	16,098	14,724	11,823
(iii) Cash & Cash Equivalents	553	213	164	175	666
(iv) Bank balances other than above	2,960	2,851	1,754	1,418	655
(v) Loans	132	119	150	140	98
(vi) Others-Advances	3,488	4,618	5,575	5,280	4,393
(C) Current Tax Assets (Net)	54	756	975	595	964
(D) Contract Assets	1,128	207	185	33	-
(E) Other Current Assets	2,500	2,214	2,247	1,626	679
Total – Current Assets	37,431	41,499	30,610	26,660	21,450
GRAND TOTAL – ASSETS	48,672	52,159	38,289	32,942	25,886

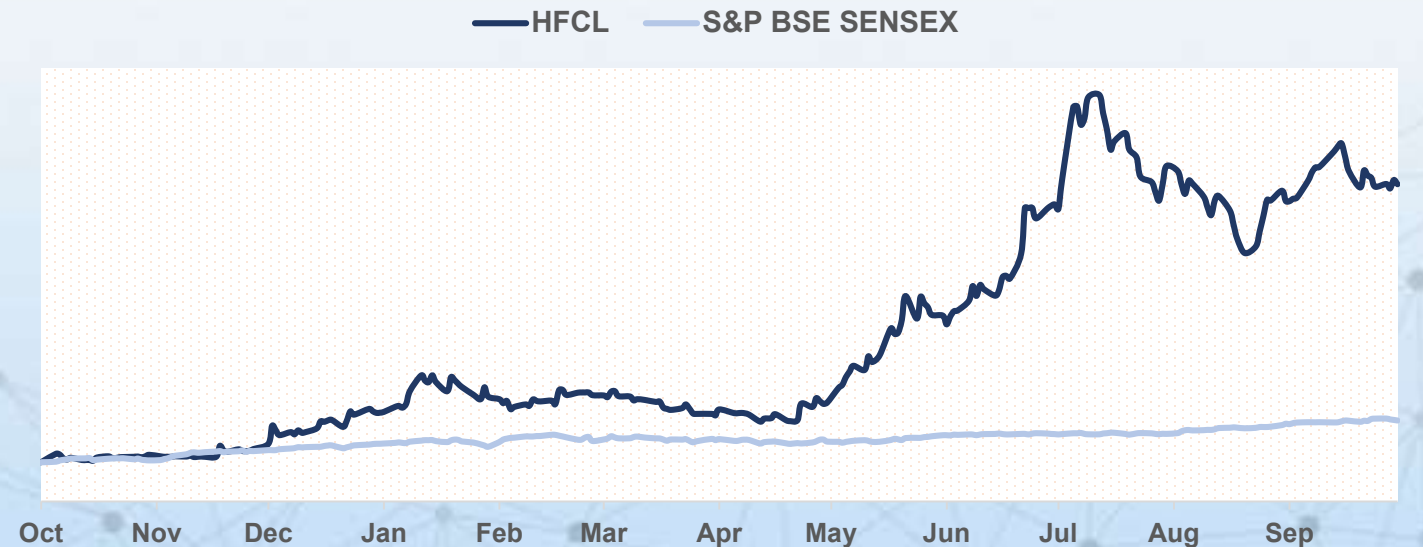
Shareholder Information

Share Information (as at 30th June 2021)

NSE Ticker	HFCL
BSE Ticker	500183
Face Value (INR)	1.0
Market Price (INR)	71.55
52 Week H/L (INR)	95.70/ 15.70
Market Cap (INR mn)	92,250.24
Equity Shares Outstanding (Mn)	1,289.31
1 Yr ADTV ('000)	32816.06
Industry	Telecom Cables

Shareholding Pattern)

	September 2021
Promoters	41.89%
FIIs	3.96%
Mutual Funds / DII	0.59%
Others	53.56%



HFCL Limited

No representation or warranty, express or implied, is made as to, and no reliance should be placed on, the fairness, accuracy, completeness or correctness of the information or opinions contained in this presentation. Such information and opinions are in all events not current after the date of this presentation. Certain statements made in this presentation may not be based on historical information or facts and may be "forward looking statements" based on the currently held beliefs and assumptions of the management of HFCL Limited, which are expressed in good faith and in their opinion reasonable, including those relating to the Company's general business plans and strategy, its future financial condition and growth prospects and future developments in its industry and its competitive and regulatory environment.

Forward-looking statements involve known and unknown risks, uncertainties and other factors, which may cause the actual results, financial condition, performance or achievements of the Company or industry results to differ materially from the results, financial condition, performance or achievements expressed or implied by such forward-looking statements, including future changes or developments in the Company's business, its competitive environment and political, economic, legal and social conditions. Further, past performance is not necessarily indicative of future results. Given these risks, uncertainties and other factors, viewers of this presentation are cautioned not to place undue reliance on these forward-looking statements. The Company disclaims any obligation to update these forward-looking statements to reflect future events or developments.

This presentation is for general information purposes only, without regard to any specific objectives, financial situations or informational needs of any particular person. This presentation does not constitute an offer or invitation to purchase or subscribe for any securities in any jurisdiction, including the United States. No part of it should form the basis of or be relied upon in connection with any investment decision or any contract or commitment to purchase or subscribe for any securities. None of our securities may be offered or sold in the United States, without registration under the U.S. Securities Act of 1933, as amended, or pursuant to an exemption from registration there from.

This presentation is confidential and may not be copied or disseminated, in whole or in part, and in any manner.

Valorem Advisors Disclaimer:

Valorem Advisors is an Independent Investor Relations Management Service company. This Presentation has been prepared by Valorem Advisors based on information and data which the Company considers reliable, but Valorem Advisors and the Company makes no representation or warranty, express or implied, whatsoever, and no reliance shall be placed on, the truth, accuracy, completeness, fairness and reasonableness of the contents of this Presentation. This Presentation may not be all inclusive and may not contain all of the information that you may consider material. Any liability in respect of the contents of, or any omission from, this Presentation is expressly excluded.

Valorem Advisors also hereby certifies that the directors or employees of Valorem Advisors do not own any stock in personal or company capacity of the Company under review.



THANK YOU

Mr. Manoj Baid / Mr. Amit Agarwal
HFCL Limited
Tel: +91-11-30886529
Email: ir@hfcl.com

Anuj Sonpal
Valorem Advisors
Tel: +91-22-49039500
Email: hfcl@valoremadvisors.com

Corporate Office:
8 Commercial Complex, Masjid Moth,
Greater Kailash Part 2, Adjacent to Masjid
Moth Post Office, New Delhi, Delhi 110048

CIN No: L64200HP1987PLC007466