Largest CMO Tenure Study Ever Reveals An Evolving CMO Role

Findem x CMO Huddles
CMO Tenure Study 2026

Findem | CMO HUDDLES

Executive Summary

For years, short CMO tenure has been a headline without detail. What is new in this study is the scale of evidence showing how the role is changing, how tenure has compressed over time, and how much the runway still depends on the company around the CMO.

Findem and CMO Huddles analyzed CMO tenure in two distinct ways. The historical start-cohort analysis looks back at CMOs by the year they started a role, which shows how tenure has changed over time. The current-incumbent snapshot looks at more than 13,000 current U.S. CMOs at companies with 100 or more employees, which shows who is in the seat today and how tenure varies by company context.

The biggest historical finding is stark: median CMO tenure has fallen 35% since the 2010 start cohort, from 4.0 years for CMOs who started in 2010 to 2.6 years for CMOs who started in 2022. The analysis stops the median line at 2022 because more recent cohorts still have too many CMOs in role for their final medians to be stable.

The current snapshot adds a second layer. Among current CMOs, median current-role tenure is about 36 months. The middle half of current CMOs have been in role for 1.3 to 5 years, 33% have been in role for 5 or more years, and 30% have been in role for under 18 months.

"This study is 20x larger than its predecessors, giving us a more definitive and granular look at CMO tenure. For CMOs and aspiring leaders, this new data is clear-eyed career guidance. For companies, this should be a fire alarm, calling attention to the previously hidden tax caused by high turnover rates."

Drew Neisser, CEO, CMO Huddles

"When you look at careers as time-ordered data rather than isolated job titles, a much clearer picture emerges. CMO tenure isn't simply a reflection of individual performance. It is shaped by the company's ownership, stage, operating environment and expectations of the role. The data reinforces that companies don't just need to hire the right marketing leader, they need to create the conditions for that leader to succeed."

Hari Kolam, CEO and co-founder, Findem

The data also shows that CMO tenure is shaped by context. Public-company CMOs show longer average current-role tenure than VC-backed and PE-backed CMOs. Larger companies generally show longer current-role tenure. Industry differences are real too, with an observed gap of roughly 11 months between the longest-tenure and shortest-tenure industry groups.

A final set of findings suggests the CMO pipeline is changing. Women are 55% of current CMOs, compared with 62% of the broader marketing workforce. Fractional and interim CMO appointments rose sharply after 2020 and remain elevated. Asian, Black, and Latino representation among CMO starts was 16% in partial-year 2026 data, down from 20% in 2025 and 22% in 2020. The appointment path adds another signal: among CMOs appointed in 2026, 60% are first-time CMOs and only 19% were promoted internally.

The role is getting more complex, more situational, and more dependent on the match between mandate, company maturity, and executive alignment. Tenure compression is one symptom of a broader reset. For companies, the message is to design the role with clearer expectations and more runway. For CMOs, the message is to inspect the mandate before taking the seat.

1

CMO Tenure Has Compressed Over Time

Denominator:
Historical start-cohort analysis. This section looks at CMOs grouped by the year they started a CMO role. It does not describe only CMOs currently in seat.

The historical data provides the cleanest long-view story in the study (figure 1). CMOs who started roles in 2010 had a median tenure of 4.0 years. CMOs who started roles in 2022 had a median tenure of 2.6 years. That is a 35% decline across the cohorts measured.

This is the new headline because it tracks completed and maturing tenure patterns over time. It also avoids the confusion created when historical departures and current in-role tenure are blended into one sentence. The historical lens tells us how the role has changed across cohorts.

The 2023 and 2024 start cohorts should not be treated as finished tenure stories. Too many CMOs from those cohorts are still in role, so the median would keep moving over time. For that reason, the study reports stable historical medians through the 2022 start cohort.

> "The power of this study is that it looks at CMO careers in context: the company, the ownership model, the industry, the timing, and the path into the role. That is the kind of pattern you cannot see from a small roster or a survey alone."
>
> Liv Anderman, CMO, Findem

Figure 1

Median CMO Tenure Has Fallen 35% Since 2010

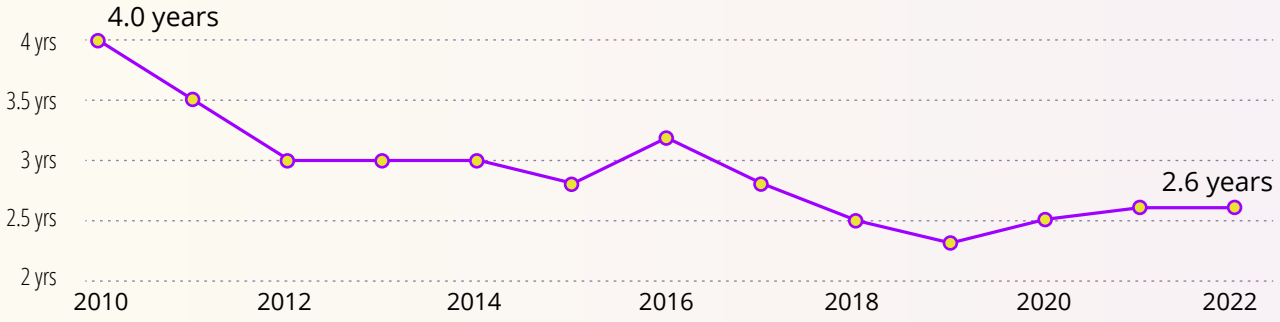

Historical start-cohort analysis: median tenure by role start year, medians shown through 2022 for stability. 2023 - 2024 medians withheld: too many still in role

2

The Current CMO Seat Still Runs On A Short Clock

The current view shows a role with a wide spread (figure 2). The median current-role tenure is about 36 months, meaning the midpoint CMO currently in the seat has been in the role for roughly 3 years.

Denominator: Current-incumbent snapshot. This section looks at more than 13,000 current U.S. CMOs at companies with 100 or more employees.

The distribution also shows why the current role can feel both unstable and durable. 30% of current CMOs have been in the role for under 18 months, while 33% have been in the role for 5 or more years. Those are sitting CMOs, so the figures describe current tenure in the role rather than exits.

This distinction matters. A current CMO with 8 months in the role has not churned out of the role. A CMO with 6 years in the role is part of the same current snapshot. The denominator is the population of current incumbents, not a completed departure cohort.

Figure 2

Tenure of 13,000+ Current CMOs

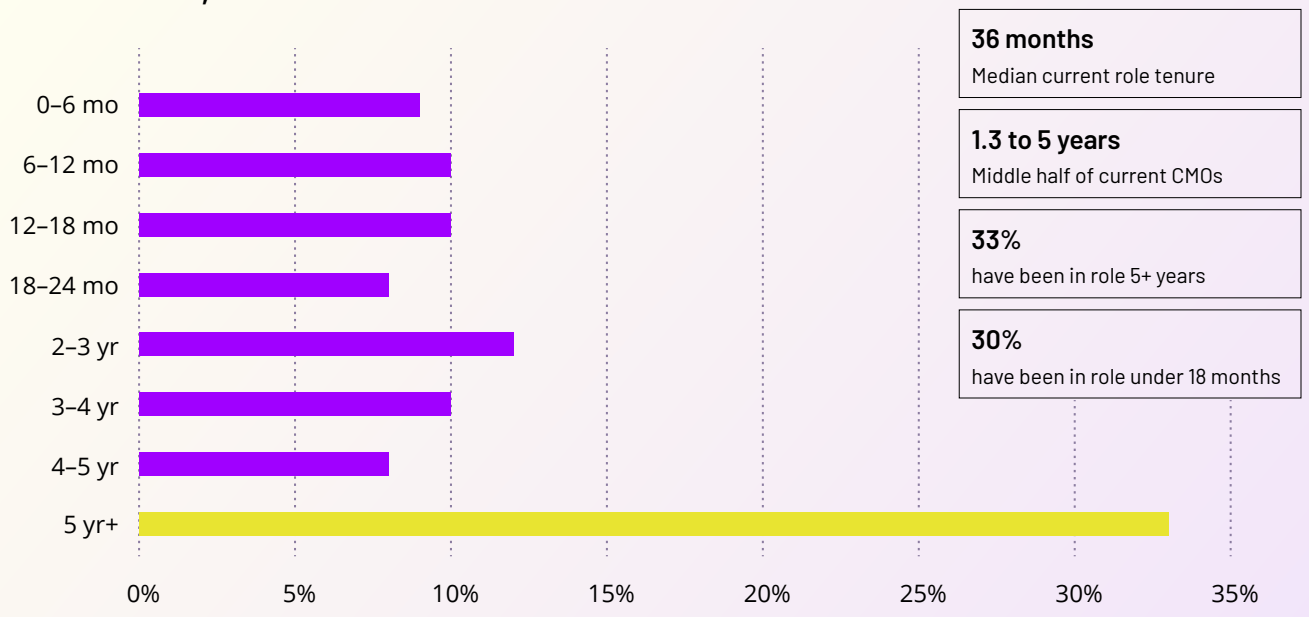

"Ultimately, CMO impact depends on the leader themselves and their ability to navigate their situation. CEOs and boards that set expectations primarily against industry benchmark data risk becoming part of the problem rather than the solution. The better approach is to align early with the CMO on the business outcomes they are there to deliver, what success looks like, and a realistic timeframe for achieving it."

Hugh Marshall, Managing Partner, B2B, Heidrick & Struggles

3

Company Context Shapes the Runway

Ownership structure creates one of the clearest context patterns (figure 3). VC-backed CMOs show average current-role tenure of 2.6 years, PE-backed CMOs show 3.1 years, and public-company or IPO CMOs show 4.0 years. In this current-incumbent analysis, public-company average CMO tenure is 54% longer than VC-backed CMO tenure.

Denominator:
Current-incumbent snapshot cut by company attributes. This section compares sitting CMOs by ownership structure, company size, industry, and business model.

Figure 3

Ownership Structure

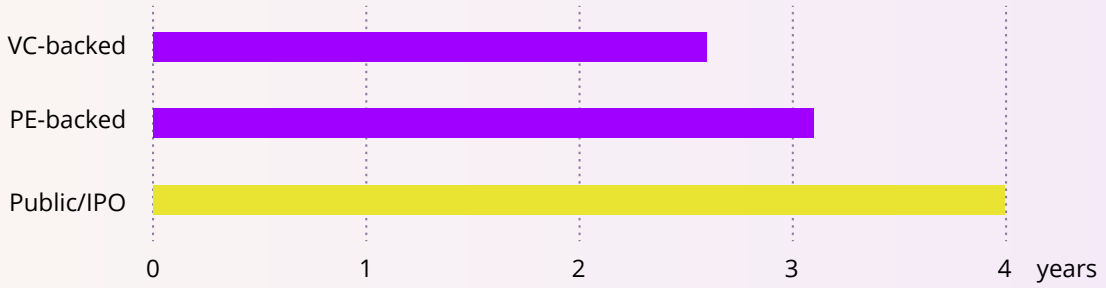

Public-company CMO tenure is
54% longer than VC-backed CMO tenure.

"In VC/PE, rapid growth changes the job description. Within 3 years, a CMO could be expected to hire a team, rebrand, define attribution, and overhaul the tech stack. Most CMOs are hired for one of those jobs. Growth moves the goalpost."

Jonathan Metrick, CGO, Partner at Sagard

"When you take on the CMO role at a VC-backed company (and I've done it 12x), the risk-reward is very high, and the work is very hard, but the impact you and your marketing team can have on making the company successful is massive."

Dan Lowden, CMO, Blackbird.AI

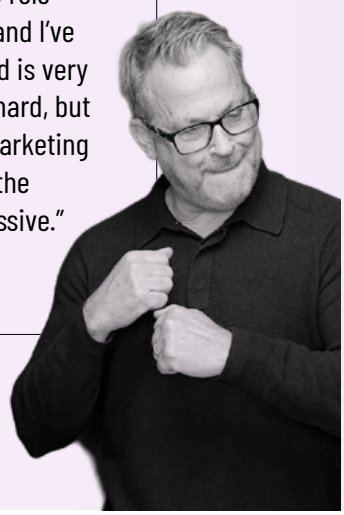

Company scale also matters (figure 4). Median current-role tenure is about 33 months at companies with 100 to 500 employees, 31 months at companies with 501 to 1,000 employees, 33 months at companies with 1,001 to 5,000 employees, 38 months at companies with 5,001 to 10,000 employees, and 41 months at companies with 10,001 or more employees.

Industry adds another layer (figure 5). Telecommunications, energy, health care, financial services, and manufacturing are on the longer-tenure side of the current snapshot. Software and professional services sit on the shorter-tenure side. The widest observed industry gap is about 11 months, which should be read as a pattern in the data rather than a causal claim.

Figure 4

Company Size

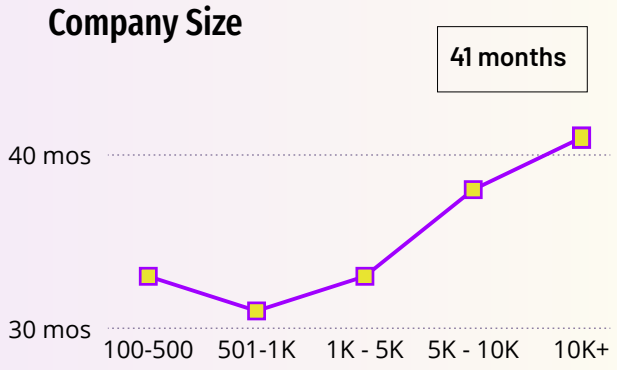

Figure 5

Industry Clock

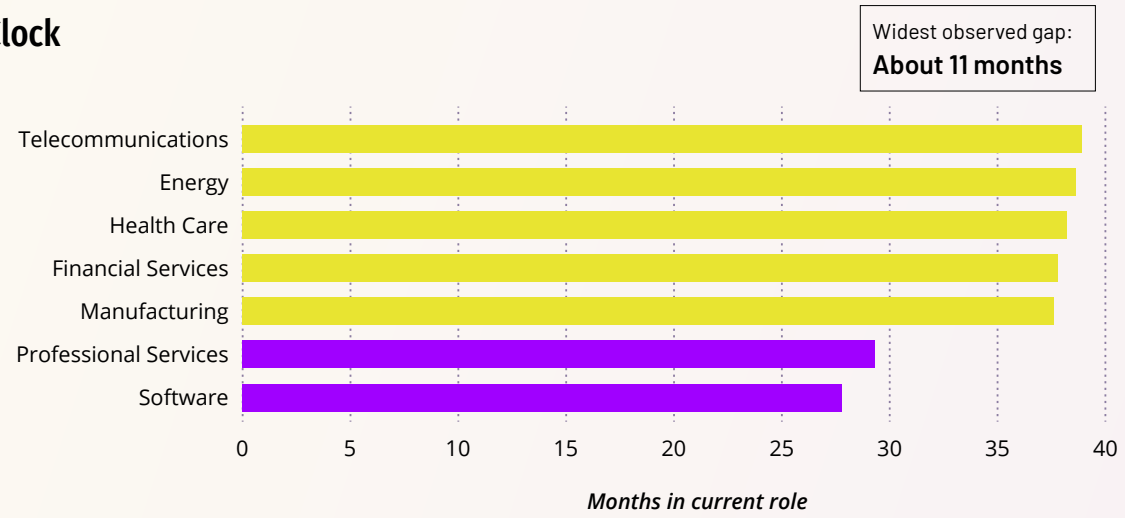

B2B versus B2C is not a factor. B2B CMOs show median current-role tenure of roughly 34 months, while B2C CMOs show roughly 36 months. The larger signal is company context, especially ownership model, maturity, and category clock.

"CMO tenure is not only a measure of individual performance. Sustained impact requires alignment with the CEO and board, a clear mandate, and enough time to build the team, brand, and growth engine the business needs."

Lauren Boyman, CMO, KPMG North America

4

The Marketing Seat Turns Faster Than the CEO Seat

Denominator: Current-incumbent comparison between sitting CMOs and sitting CEOs. This section compares current-role tenure for executives currently in role.

The CMO seat still turns faster than the CEO seat. Current CMOs show a median current-role tenure of 36 months, compared with 51 months for current CEOs (figure 6). That makes the CMO median roughly 30% shorter than the CEO median.

The 5-year mark tells a similar story. 33% of current CMOs have been in the role for 5 or more years, compared with 48% of current CEOs. The CMO role has less long-tenure representation even when the comparison is limited to people currently in the seat.

This gap should matter to boards and CEOs. Marketing strategy takes time to compound across brand, demand, product, customer insight, and reputation. A company that changes CMOs too often pays for repeated resets, even when every individual hire looked reasonable at the time.

"Companies are asking more from CMOs because marketing now sits closer to the center of business strategy. That creates a bigger opportunity for the role, but it also requires clearer alignment with the CEO and leadership team on what marketing is expected to deliver."

Alison Biggan, CMO, Boomi

Figure 6

Median Current-role Tenure

CMO median current-role tenure is roughly
30% shorter than CEO tenure

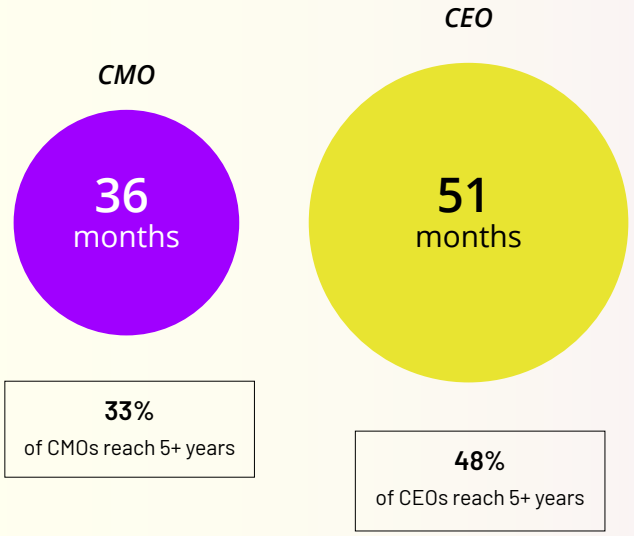

5

The Leadership Pipeline Is Changing

Three pipeline trends add texture to the tenure story. Women are 55% of current CMOs, while women are 62% of the broader marketing workforce (figure 7). That means women hold a majority of CMO seats in the current snapshot, yet the CMO population still trails the gender mix of the field feeding into it.

Denominator:
Mixed, explicitly labeled within this section. Gender representation uses the current CMO snapshot and broader marketing workforce comparison. Fractional/interim and race/ethnicity trends use appointment-year data. The 2026 appointment-year figures are partial-year and should be read directionally.

Fractional and interim CMO appointments have also become a more visible part of the market (figure 8). They rose from 2.9% of new CMO appointments in 2020 to 8.8% in 2024, then stayed elevated at 8.2% in 2025 and 7.8% in partial-year 2026 data. That suggests more companies are using the CMO role flexibly, often while testing a mandate, navigating a transition, or delaying a permanent hire.

The diversity trend deserves careful study (figure 9). Asian, Black, and Latino representation among CMOs was 22% in 2020, 20% in 2025, and 16% in partial-year 2026 data. Because 2026 is not a full year, the number should not be treated as final. Directionally, however, it points to a meaningful drop that warrants attention.

Figure 7

Women in the CMO Pipeline

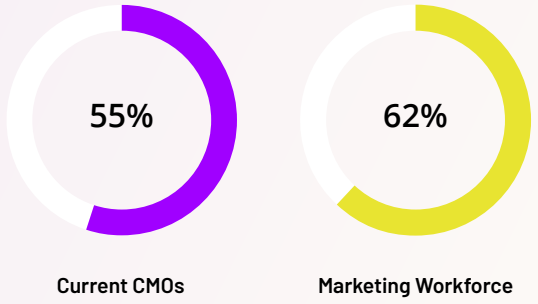

Figure 8

Fractional / Interim CMO Appointments

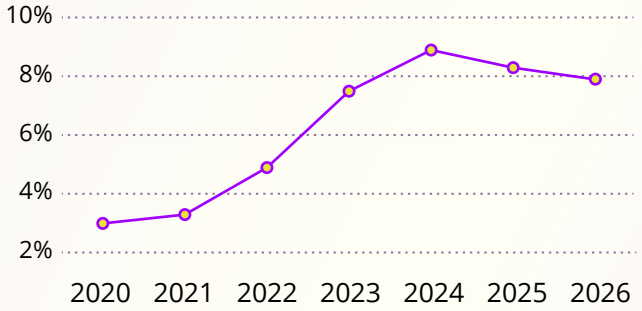

Figure 9

Asian, Black and Latino Representation Among CMO Starts

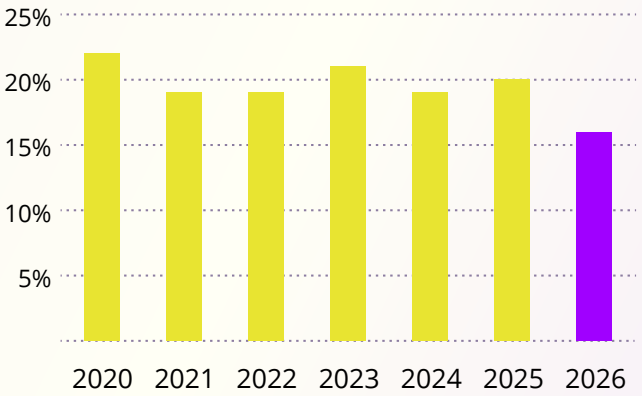

6

The New CMO Is Often New To The Role

Among CMOs appointed in 2026, 60% are first-time CMOs (figure 10). Only 19% were promoted internally. Internal promotions have consistently accounted for 18% to 21% of CMO appointments since 2020.

This finding matters because companies are giving many leaders their first CMO opportunity while operating on short patience cycles. That combination raises the stakes for onboarding, expectation-setting, board alignment, and early support.

First-time CMOs can be excellent choices. They may bring fresh energy, current functional expertise, and an appetite to build. When the role is ambiguous, underfunded, or politically misaligned, a first-time CMO may face the steepest version of an already steep climb.

For CEOs and boards, the support model should match the appointment. If the company hires a first-time CMO, it should not behave as if it hired someone who has already navigated the role multiple times across different ownership structures and executive teams.

Denominator: Appointment-year data. This section describes new CMO appointments in the stated period, not the full population of current CMOs.

"Internal CMO hires often have a head start because they already understand the business, the customers, the culture, and how decisions get made. In a role where influence and alignment matter as much as strategy, that context can help a leader create impact faster."

Andrew Cox, CMO, Forrester

Figure 10

2026 CMO Appointment Path

Internal promotions held between **18% and 21 %** of appointments since 2020

Takeaway: *First-time CMOs need a support model that matches the steepness of the climb*

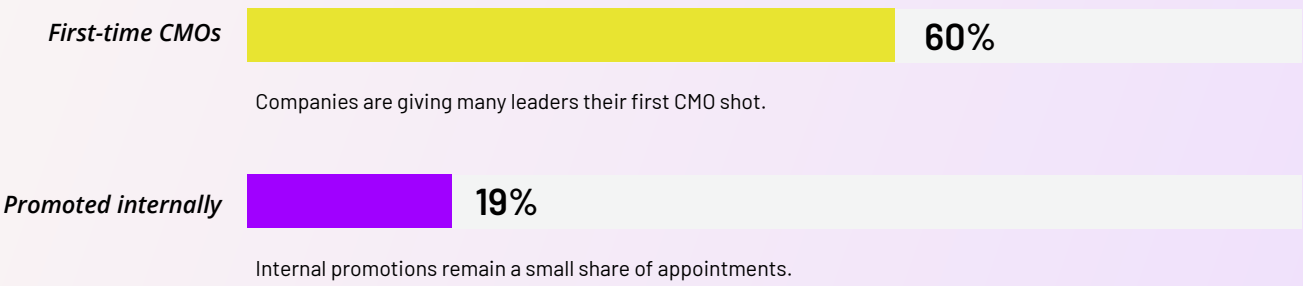

7

The New CMO Profile Is Broader

The skill profile of the modern CMO is shifting as companies widen the brief. This section looks at the capabilities that show up more often among recent appointees and the AI-related skills now appearing in the CMO population.

The numbers show how quickly the brief is expanding. AI-related skills appear in 17% of current CMOs, 26% of CMOs appointed in 2026, and 9% of CMOs in the role for more than 4 years. Recent appointees also show more evidence of brand, demand generation, strategy, product marketing, and corporate communications experience, while sales experience appears less frequently than it did among 2022 appointees (figure 11).

The stronger read is that companies are widening the brief. No single background now defines the modern CMO path. They are asking CMOs to lead through growth pressure, brand trust, customer insight, AI adoption, revenue partnership, and organizational change at the same time.

Denominator: Appointment-year and skill-profile analysis. This section focuses on CMOs appointed in recent years, with partial-year caveats for 2026.

AI-related skills

26%
of 2026 appointees show AI-related skills

17%
of current CMOs show AI-related skills

9%
of CMOs in role 4+ years show AI-related skills

Figure 11

Increase or Decrease in Capabilities Among Recent CMO Appointments

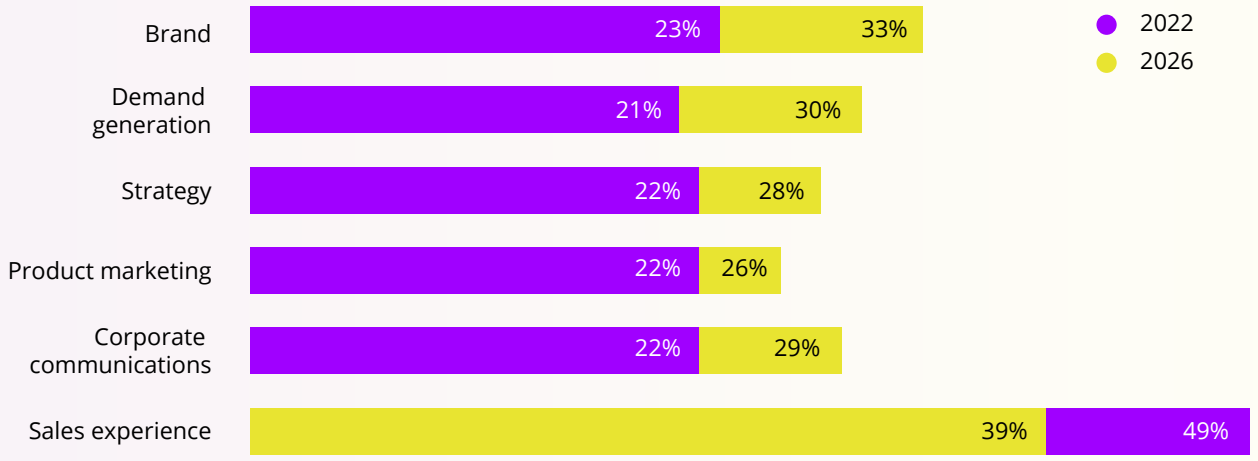

Readout: *Companies are asking CMOs to combine brand, demand, AI, communications and change leadership.*

Signal: the brief keeps widening.

8

What CMOs and Companies Should Do Differently

Denominator:
Recommendations drawn from the combined study. This section is interpretive and uses the historical and current-incumbent analyses as context.

For companies, the first move is to define the CMO mandate before opening the search. A strong candidate cannot succeed against a moving target. The CEO, board, sales leader, product leader, and finance leader should agree on what the CMO owns, what success looks like, and which tradeoffs are acceptable in the first 18 months.

Companies also need to give the role enough runway. If median tenure has compressed across historical cohorts, the answer is not to accept churn as a cost of doing business. The better move is to make the role more executable, with clearer decision rights, cleaner measurement, and realistic time horizons.

For CMOs, the job starts before the offer. Candidates should pressure-test the mandate, the CEO relationship, board expectations, company stage, and appetite for change. A CMO can inherit a great brand and still be set up for a short run if the company has not agreed on what marketing is there to do.

The best CMO hires will look less like plug-and-play placements and more like carefully designed executive systems. The role needs the right person and the right conditions around that person. That is where companies can turn tenure from a countdown into a compounding advantage.

Kate Bullis, Global Marketing Practice Leader and Managing Director at ZRG Partners: "CMOs need to be clear on whether a company seeks a Marketer or a Market Maker. The Marketer gets the job done today in service to the business. But the Market Maker is valued both today and tomorrow because they serve the market, which is ever-evolving. AI only makes the difference between the two more dramatic. "

Action Agenda: More Mandate, More Runway

For companies

- Define the mandate before hiring.
- Align CEO, board, and sales expectations.
- Give the CMO time for strategy to compound.
- Measure leading indicators, not only late-stage revenue.

For CMOs

- Pressure-test the mandate before accepting.
- Clarify ownership across brand, demand, product, and AI.
- Secure CEO alignment and board visibility.
- Build a first-18-month proof plan.

Methodology and Denominator Notes

This study uses three related but separate analyses. The historical start-cohort analysis groups CMOs by the year they started a CMO role and reports stable medians through the 2022 start cohort. The 2023 and 2024 medians are withheld because many CMOs from those cohorts remain in role.

The current-incumbent snapshot analyzes more than 13,000 current U.S. CMOs at companies with 100 or more employees, including more than 6,000 CMOs at B2B companies. Current-incumbent findings describe sitting CMOs and their tenure to date. They should not be read as completed exit or departure rates.

The appointment-year and pipeline analyses describe CMO appointments and profile traits by appointment year. Where 2026 appears, the data is partial-year and should be read directionally until the year is complete. This is especially important for fractional/interim appointments and race/ethnicity representation among new starts.

About Findem

Findem is the AI platform built for talent outcomes. Its Labeling Engine transforms billions of unstructured people data points into verified Success Signals - context about what drives success - and Relationship Signals - insight into how people are connected and where influence flows. Together, these insights help organizations improve hiring, executive search, internal mobility, learning and development, and workforce planning.

Findem collects data using its proprietary people search engine and partnerships with third-party integrations. It indexes, triangulates, and verifies collected people data and time-ordered company data through multiple sources. Data sources include market data, company data, financial and funding data, candidate profiles, education information, patents, publications, Census data, and more than 100,000 other sources. Findem does not store raw source data.

Findem.ai

About CMO Huddles

CMO Huddles is the only peer community committed to helping B2B CMOs succeed and endangered penguins survive. Through peer Huddles, expert-led conversations, 1:1 connections, member resources, PR opportunities, and the annual CMO Super Huddle, CMO Huddles helps hundreds of B2B marketing leaders navigate the coldest job in the C-suite. CMO Huddles donates 1% of revenue to the Global Penguin Society because CMOs and penguins know one thing for sure: it's warmer in the huddle.

CMOHuddles.com