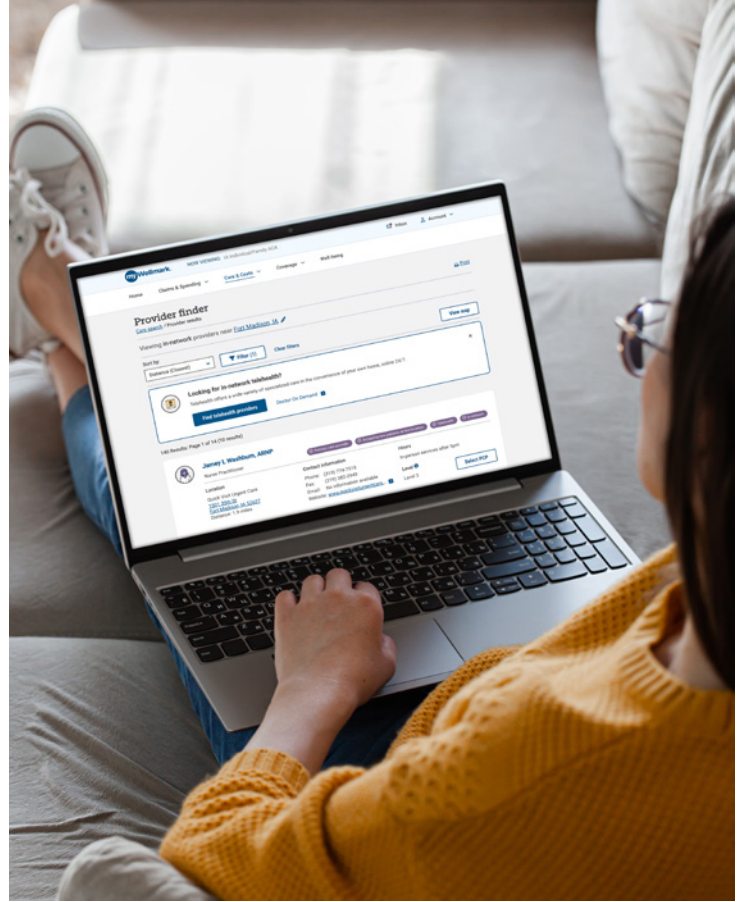




How to select or change your primary care provider on myWellmark®



Your primary care provider (PCP) should be someone you feel comfortable with, who will listen to and understand your needs and then direct your care appropriately.

Patients who have a strong relationship with their PCP often benefit from better disease control and improvements in overall health¹. Some benefit plans may have a variation in benefit costs when you establish and visit a designated PCP². To receive these benefits, you need to select the provider you'd like as your PCP³.

Create your myWellmark® account

Go to mywellmark.com and click "**Register now.**" Enter your email address and select a password. It is recommended you use a non-employer email address. **Follow the prompts to complete your registration.**



With myWellmark, you can access health insurance information anytime online.

- Check claims, benefits, costs and coverage.
- View your online ID card.
- Ask questions about your plan online.

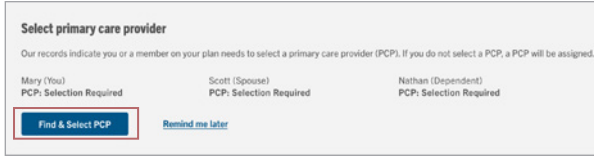
¹ Dean, K. (2022, June 22). Why you should build a relationship with your doctor. Doctor On Demand. <https://doctorondemand.com/blog/health/why-you-should-build-a-relationship-with-your-doctor>

² Please review your benefit plan material or visit [myWellmark.com](https://mywellmark.com) for benefit details.

³ If you do not select a health care provider who can serve as your PCP, one will be assigned for you based on recent visit history and/or location proximity to the home address we have on file for you. You will be notified by mail when this auto-assignment occurs.

Confirm or change your PCP

Login to your myWellmark account. If your plan requires you to select a PCP, you may see the following prompts:



If you need to select a PCP

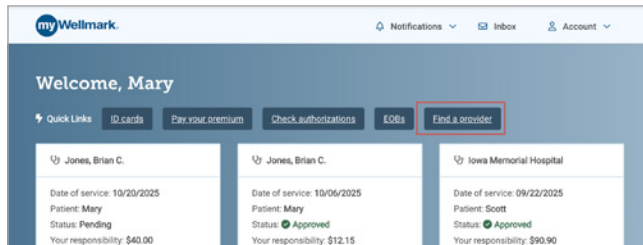
A pop-up screen will remind you that a PCP needs to be selected for you or other members on your plan. To do this at a later date, click **Remind me later**. To search for and select a PCP, click **Find & Select PCP**.



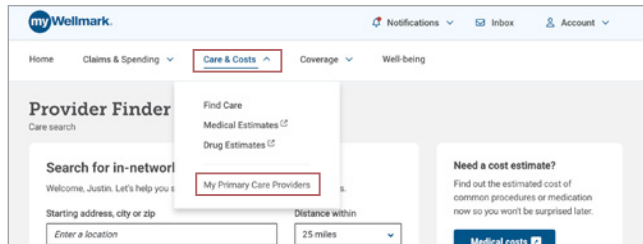
If a PCP has been auto-assigned

A pop-up screen will display the members on your plan and their PCP assignments. To select a new PCP, click **Find new PCP**. If you don't need to make changes, click **Confirm PCP Selection**.

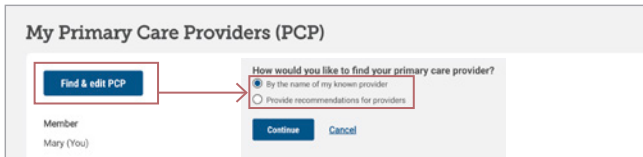
Search providers to change your PCP



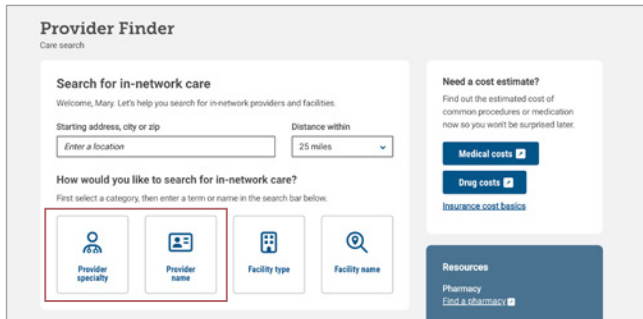
1. From the homepage click **Find a provider**.



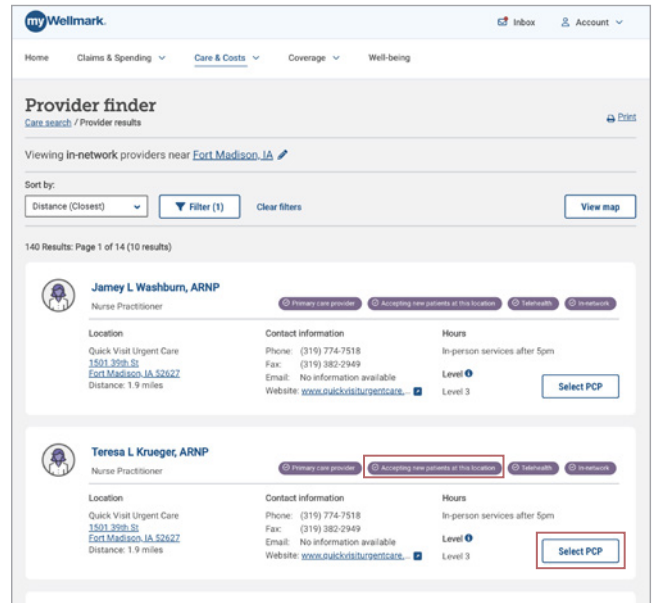
2. Click **Care & Costs** and select **My Primary Care Providers**.



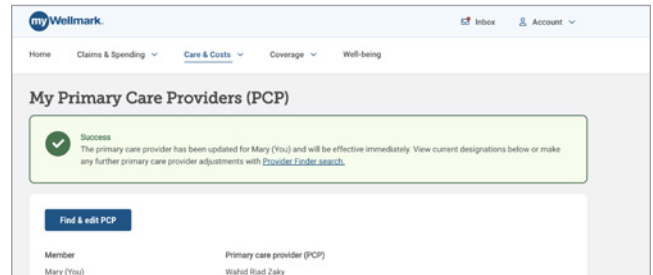
3. Click **Find & edit PCP** and select **by name of my known provider** or **by specialty or name**.



4. On the **Provider Finder** page you'll be able to search for in-network providers **by specialty or name**.



5. When you find the PCP you're looking for, ensure this provider is **accepting new patients** and click **Select PCP**. You'll be prompted to confirm which member on your plan will see this PCP.



6. You will receive a confirmation message when your selection is successful.

Wellmark Blue Cross and Blue Shield of Iowa and Wellmark Health Plan of Iowa, Inc. are independent licensees of the Blue Cross and Blue Shield Association.