

FLEET INTELLIGENCE · 2026

Fleet Optimization Guide.

Practical ways to improve uptime, reduce cost, and run a more predictable operation across mixed heavy-equipment fleets.

INTRODUCTION

A practical guide for the people who keep heavy fleets moving.

What this guide covers.

It focuses on the operational changes that improve uptime, utilization, fuel control, service response, and decision-making across mixed fleets — the day-to-day levers that move performance.


Why TALPA.

TALPA helps heavy-equipment and mixed-fleet operators connect data, people, and actions across OEMs, sites, and service partners. It is the operational layer that turns telemetry into shared decisions.

THE CORE IDEA

“Most fleets do not have a data problem. They have a coordination problem.”

Telematics, OEM systems, service partners, and experienced people are already on site. Yet the same issues keep returning. The gap is between data, decisions, and action.



01 · THE REAL PROBLEM

The same issues keep returning — and it's not the data.

Many operations already have telematics, OEM systems, service partners, and experienced people on site. The problem is rarely missing information. It's information that is fragmented, undirected, and disconnected from action.

01

Unexpected breakdowns

during critical shifts and peak production windows.

02

Idle vs. overloaded

machines waiting while others run beyond plan.

03

Unexplained fuel cost

that is hard to attribute to behavior or duty cycle.

04


Slow service response

and limited preparation before technicians arrive.

05

Too many systems

and not enough shared clarity across the team.

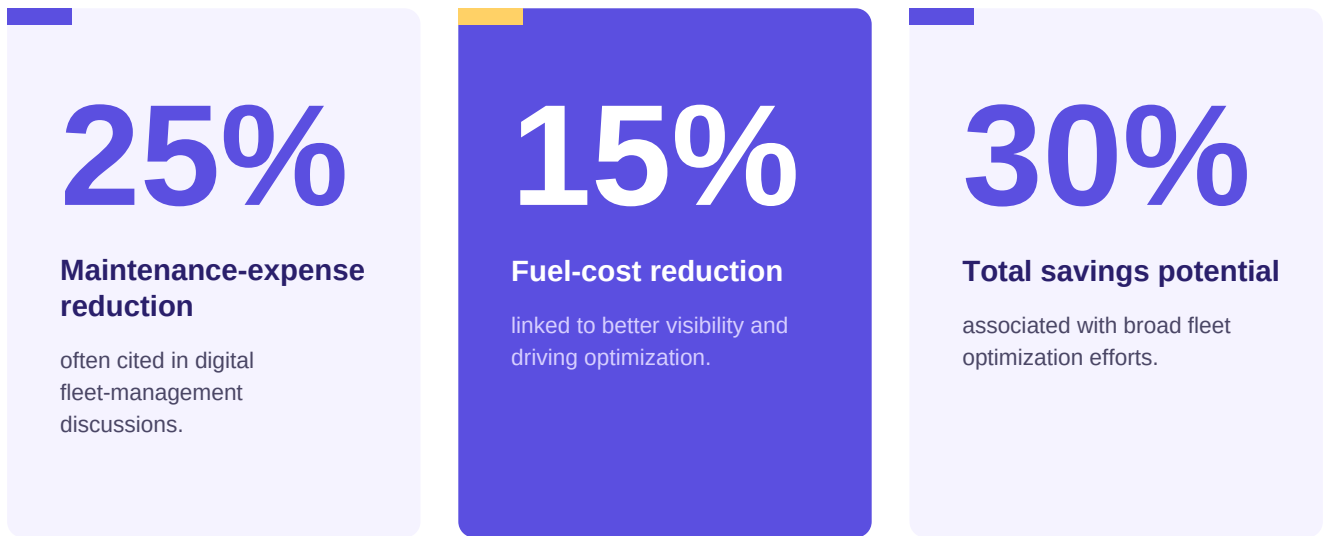


The cost of disconnection compounds shift after shift.

02 · THE OPPORTUNITY

What good optimization looks like.

Issues become visible early. Priorities are clear. Operators, maintenance, and leadership work from the same picture of what matters now — not last week.



Indicative ranges from public industry sources. Actual results vary by fleet, mix, and operating context.

OUTCOME

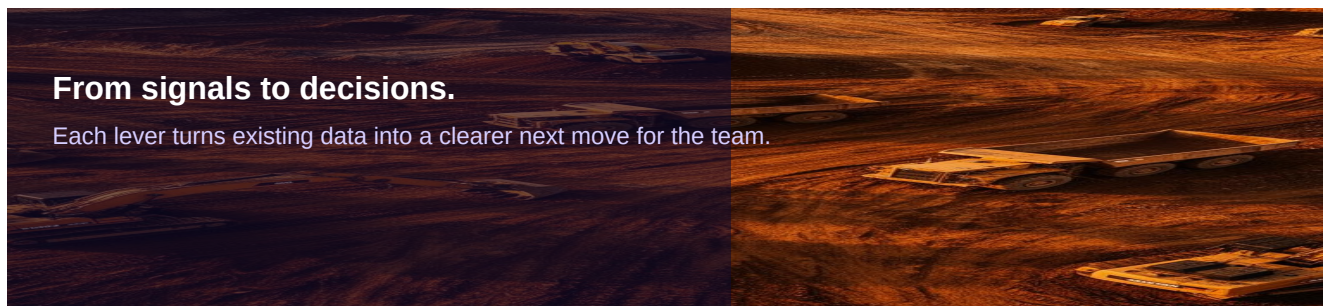
“The best fleets do not win by collecting the most data — they win by connecting data, people, and action quickly enough to prevent avoidable loss.”

03 · FIVE LEVERS

The five areas that drive real improvement on site.

Each lever connects a familiar operational problem to a measurable outcome. Together, they form the core of a modern fleet operating discipline.

01 Uptime Spot abnormal behavior early, prioritize the highest-risk issues, and shift maintenance into planned work.	02 Utilization Make working time, waiting time, and idling visible across machines and sites — use what you already own.	03 Fuel Link consumption to machine behavior and work cycles so waste becomes visible and controllable.	04 Service Share early warnings, fault context, and task priority with dealers and partners — before the truck rolls.	05 Decisions Replace fragmented reporting with one operational picture aligned across operators, maintenance, and management.
--	--	---	---	---



04 · WHY TALPA WORKS

Optimization becomes practical when data turns into shared action.

TALPA is the operational layer that helps sites, OEMs, dealers, and service partners work from the same facts. Instead of leaving teams to interpret raw data alone, it clarifies which issues matter, where performance is lost, and what should happen next.

01**CONNECT**

Bring OEM and fleet data into one view.

02**DETECT**

Highlight anomalies and risk patterns early.

03**PRIORITIZE**

Separate urgent action from background noise.

04**ACT**

Give each team a clearer next move.

TALPA expertise in practice

- Cross-OEM fleet visibility instead of isolated machine views
- Operational insights tied to uptime, fuel, utilization, and service
- Action guidance that helps technicians prepare earlier
- Performance transparency across sites and machine groups
- Better collaboration without replacing existing OEM systems



A rollout that improves performance without disrupting operations.

01

FOCUS

Pick the biggest loss point: downtime, idle time, fuel cost, or slow service response.

02

SEE

Create visibility across all relevant machines — not one OEM view at a time.

03

ALIGN

Bring in operators, maintenance, planners, and service partners early.

04

IMPROVE

Define actions, assign owners, and track whether performance moves.

KPIs WORTH TRACKING FIRST

Six numbers that move the operation.

- Unplanned downtime hours
- Idle time vs. working time
- Mean time from alert to service action
- Availability rate by machine group or site
- Fuel consumption per hour, cycle, or ton moved
- Recurring failure patterns by model, shift, or location

FINAL TAKEAWAY

Fleet optimization is an operating discipline, not a one-time project.

The best fleets do not win because they collect the most data. They win because they connect data, people, and action quickly enough to prevent avoidable loss. TALPA supports this by turning machine data into understandable signals, clear actions, and effective collaboration across sites and partners.

Cross-OEM visibility

Actionable maintenance

Fuel transparency

Utilization insight

Partner coordination

READY TO TURN DATA INTO DECISIONS?

Request a demo at talpasolutions.com

See how TALPA brings cross-OEM fleet intelligence to your sites — without replacing existing systems.