



Rescue and Recovery

TABLE OF CONTENTS

LIFTING BAGS

1.1	HIGH-PRESSURE LIFTING BAGS	4
1.2	ADVANTAGES OF CONTROLLERS	5
1.3	ADVANTAGES OF THE INFLATION HOSES & APPLICATION OF LIFTING BAGS	6
1.4	HIGH PRESSURE LIFTING BAGS – NOVA AND VEGA	7
1.5	HIGH-PRESSURE LIFTING BAGS NOVA 15 BAR (218 PSI)	8
1.6	HIGH-PRESSURE LIFTING BAGS VEGA 12 BAR (174 PSI)	10
1.7	HIGH-PRESSURE LIFTING BAGS VEGA FLAT 12 BAR (174 PSI)	12
1.8	HIGH-PRESSURE LIFTING BAGS 8 BAR (116 PSI)	13
1.9	HIGH-PRESSURE LIFTING FLAT BAGS 8 BAR (116 PSI)	15
1.10	ACCESSORIES FOR HIGH-PRESSURE LIFTING BAGS 8 BAR (116 PSI)	16
1.11	ACCESSORIES	17
1.12	ADVANTAGES OF FLAT BAGS	18
1.13	MEDIUM-PRESSURE LIFTING BAGS 1.0 BAR (14.5 PSI)	20
1.14	LOW-PRESSURE LIFTING BAGS 0.5 BAR (7.3 PSI)	21
1.15	CATCH BAGS – TOWING AND RECOVERY	22
1.16	TOWING AND RECOVERY	23

SEALING PRODUCTS

2.1	INFLATABLE PIPE PLUGS	26
2.2	GULLY SEALING SET	28
2.3	LEAK SEALING LANCE SET	30
2.4	PIPE PLUG KIT	31
2.5	MINI LEAK SEALING BAGS	33
2.6	LARGE LEAK SEALING BAGS	34
2.7	SEALING TUBES	36
2.8	SEALING BANDAGES	37
2.9	VACUUM DRAINAGE BAG	38
2.10	DRAINAGE SEALING BAG	39
2.11	DRAINAGE PIPE SEALING BAGS	40
2.12	MEGA LEAK SEALING KIT	41

FLEXIBLE TANKS

3.1	SELF-SUPPORTING INTERCEPTIVE TANKS	44
3.2	CLOSED RUBBER TANKS	46
3.3	MOBILE DECANTING UNITS	48

WARRANTY & ABOUT US

4.1	WARRANTY	50
4.2	ABOUT US	51



Lifting bags

USER MANUAL



1.1

HIGH-PRESSURE LIFTING BAGS

EXTREMELY DURABLE

FOR LIFTING THE HEAVIEST LOADS

HEAVY DUTY

THIN DESIGN

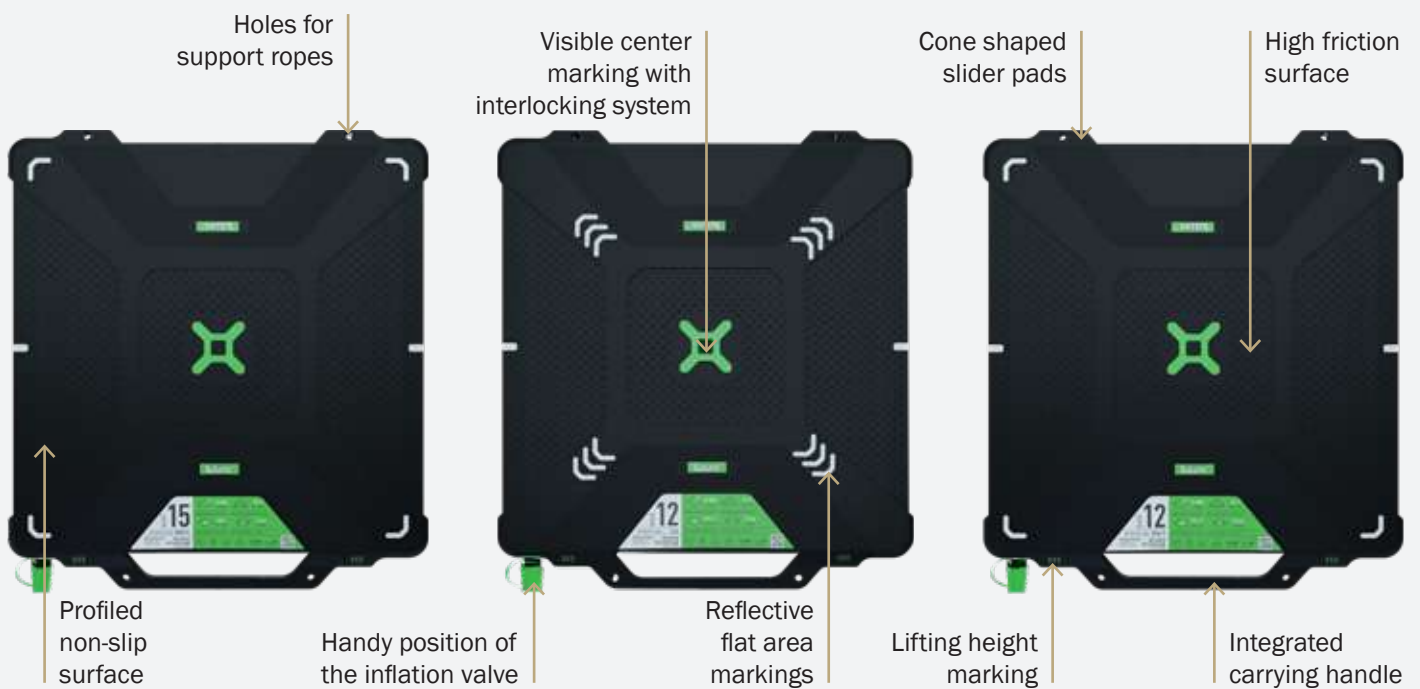
EXTREME FORCE IN A CONCENTRATED AREA

**EN 13731
NFPA 1936**

High-pressure lifting bags are used for lifting the heaviest loads. High-pressure lifting bags exert maximum force in a concentrated area, making them ideal when lifting rigid structures in tight places. Their unique structure also allows use in load shifting, heavy truck or aircraft recovery and different moving situations.



ADVANTAGES OF OUR NEW GENERATION OF HIGH-PRESSURE LIFTING BAGS



See more advantages:



15 BAR NOVA

12 BAR VEGA FLAT

12 BAR VEGA

8 BAR FLAT

8 BAR

ADVANTAGES OF CONTROLLERS

1.2

EXP CONTROLLER

Robust and compact housing & High pressure gauges protection

EUROBOX compatible

Marked pressure class, precise control and luminous dials

Different inlet coupling & easy coupling connection, even when using firefighter gloves.



Rubber feet to ensure stability during use

Striking green color for better visibility

Ergonomically designed levers

The housing provides stability if the controller is set vertically

Angled faceplate for a better view of the pressure gauges when in use

Light mounting option when visibility is low

HND CONTROLLER

Safety couplings with protection against unintentional disconnection

Safety valves for overpressure protection

Robust solid-aluminium housing for enhanced durability

Luminous dials for safe and reliable night-time operation

Protected pressure gauges to prevent damage during use

Innovative button design and operation with precise inflation speed control

Integrated silencer to reduce operational noise

QR code providing direct access to user manuals



Modular design

EASY MAINTENANCE AND SPARE PARTS REPLACEMENT

ENGINEERED FOR RELIABLE PERFORMANCE IN HARSH AND RUGGED ENVIRONMENTS

CERTIFIED FOR OPERATION WITH FIRE-FIGHTER GLOVES


LOW OPERATING FORCE, EVEN UNDER HIGH WORKING PRESSURES

EN 13731, NFPA 1936 COMPLIANT

1.3

ADVANTAGES OF THE INFLATION HOSES & APPLICATION OF LIFTING BAGS

ADVANTAGES OF THE INFLATION HOSES

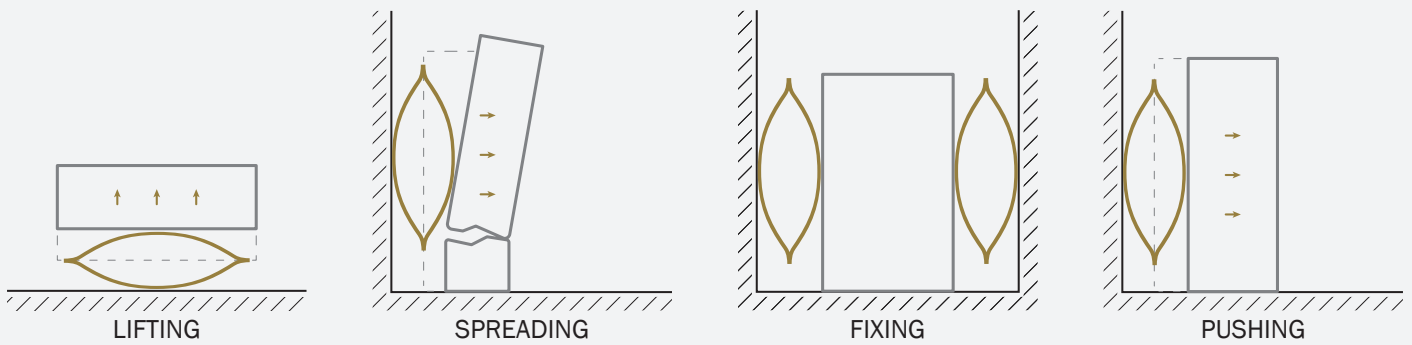


Clearly marked pressure class in the coupling and plug

Hoses made of robust and flexible rubber for wider temperature range

Durably marked hoses

APPLICATION OF LIFTING BAGS



LIFTING

SPREADING

FIXING

PUSHING

INFLATION WITH COMPRESSED AIR

INFLATION WITH WATER

IMPORTANT



Non-compliance with the instructions can result in various injuries. Carefully read the instructions for operation before using the lifting bag.

www.trelleborg.com/en/seals-and-profiles/products-and-solutions/rescue-products-and-haz-mat/manuals

HIGH PRESSURE LIFTING BAGS – NOVA AND VEGA

1.4

100 tons
SUPERIOR LIFTING CAPACITY

SAFETY

EN 13731 NFPA 1936

UX+
REVOLUTIONIZED USER EXPERIENCE



NOVA & VEGA family of lifting bags, a novelty in our high-pressure lifting bags assortment, will astonish with its lifting capacity and pressure class. With boosting the already proven properties of our existing assortment we introduce a new concept in the field of rescue and recovery. Introducing new design with many new features on both, the bags and the accessories.

DEVELOPED IN PARTNERSHIP WITH EXPERTS



15 BAR NOVA

12 BAR VEGA FLAT

12 BAR VEGA



1.5

HIGH-PRESSURE LIFTING BAGS NOVA 15 BAR (218 PSI)



EXTREMELY DURABLE

**LIFTING HEIGHT
MARKING**


**EN 13731
NFPA 1936**

**INTERLOCKING
SYSTEM**



TECHNICAL DATA

TYPE	PART NUMBER	DIMENSIONS			WEIGHT	WORKING PRESSURE	AIR REQUIREMENT	MAX. LIFTING CAPACITY	MAX. LIFTING HEIGHT
		LENGTH	WIDTH	HEIGHT					
		[cm] / [inch]	[cm] / [inch]	[cm] / [inch]					
NOVA 2	608061	15 / 6"	15 / 6"	2.2 / 0.9"	0.5 / 1.2	15 / 218	5.2 / 0.18	1.7 / 1.9	8 / 3"
NOVA 6	608062	23.5 / 9.2"	23.5 / 9.2"	2.3 / 0.9"	1.2 / 3	15 / 218	25.8 / 0.91	6.2 / 6.8	13 / 4.9"
NOVA 13	608063	32 / 12.6"	32 / 12.6"	2.5 / 1"	2.5 / 5.5	15 / 218	73.2 / 2.59	12.3 / 13.5	17 / 6.9"
NOVA 21	608064	40 / 15.7"	40 / 15.7"	2.5 / 1"	4 / 8.8	15 / 218	152 / 5.37	20.5 / 22.6	22 / 8.5"
NOVA 31	608065	48 / 18.9"	48 / 18.9"	2.5 / 1"	5.7 / 12.6	15 / 218	273.4 / 9.66	31.2 / 34.3	26 / 10.4"
NOVA 41	608066	55 / 22"	55 / 22"	2.5 / 1"	7.5 / 16.5	15 / 218	422 / 14.9	41.3 / 45.4	30 / 11.9"
NOVA 51	608067	61 / 24"	61 / 24"	2.5 / 1"	9.3 / 20.5	15 / 218	585 / 20.66	51.4 / 56.5	34 / 13.2"
NOVA 63	608068	67 / 26.4"	67 / 26.4"	2.5 / 1"	11.2 / 24.7	15 / 218	786 / 27.76	63.2 / 69.5	37 / 14.4"
NOVA 81	608069	76 / 30"	76 / 30"	2.7 / 1.1"	15.5 / 34.2	15 / 218	1167 / 41.21	81.5 / 89.7	41 / 16.3"
NOVA 100	608070	84 / 33"	84 / 33"	2.7 / 1.1"	19 / 41.9	15 / 218	1595 / 56.33	100.3 / 110.3	46 / 17.9"

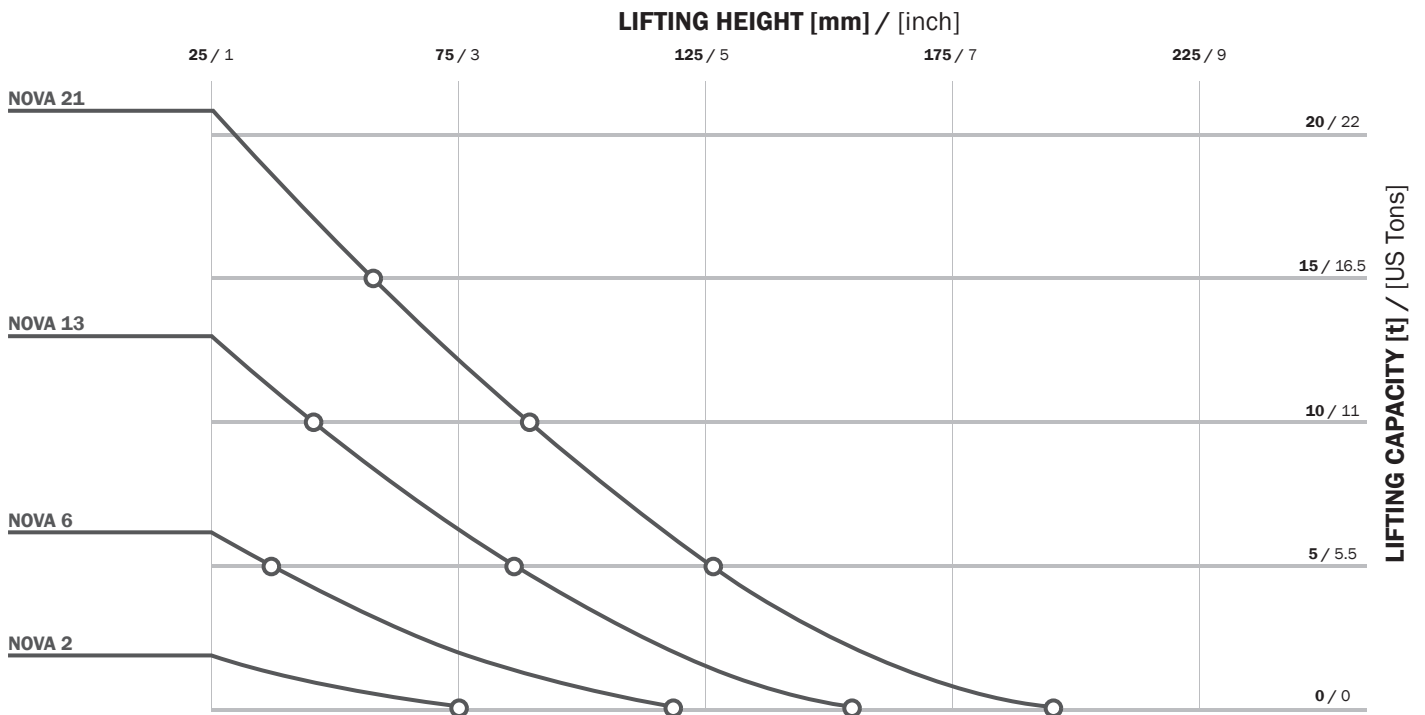




TYPE KD-S

HIGH-PRESSURE LIFTING BAGS NOVA 15 BAR (218 PSI)

1.5



ACCESSORIES

CONTROLLERS & OTHER ACCESSORIES



**DOUBLE DEADMAN
CONTROLLER 2 EXP 15**
15 bar (218 psi)
3.0 kg (6.6 lbs)
609799



**SINGLE CONTROLLER
1 HND 15:**
15 bar (218 psi)
1.2 kg (2.6 lbs)
628286



**DOUBLE CONTROLLER
2 HND 15:**
15 bar (218 psi)
2.3 kg (5.1 lbs)
628291



**PROTECTIVE CASE FOR
EXP CONTROLLERS**
1.2 kg (2.6 lbs)
613218



PRESSURE REDUCER
15 bar (218 psi)
300 bar (4350 psi)
2.2 kg (4.9 lbs)
EN - 609794
CGA - 615247



**SHUT-OFF +
SAFETY VALVE**
15 bar (218 psi)
0.4 kg (0.88 lbs)
618661

RUBBER INFLATION HOSES



TYPE	5 m (16')	10 m (33')
RED	1.5 kg (3.3 lbs) 611195	3 kg (6.6 lbs) 611197
YELLOW	611191	611192
BLUE	611193	611194
GREY	611198	611199

1.6

HIGH-PRESSURE LIFTING BAGS VEGA 12 BAR (174 PSI)



TYPE 96 KS

EXTREMELY DURABLE

LIFTING HEIGHT
MARKING

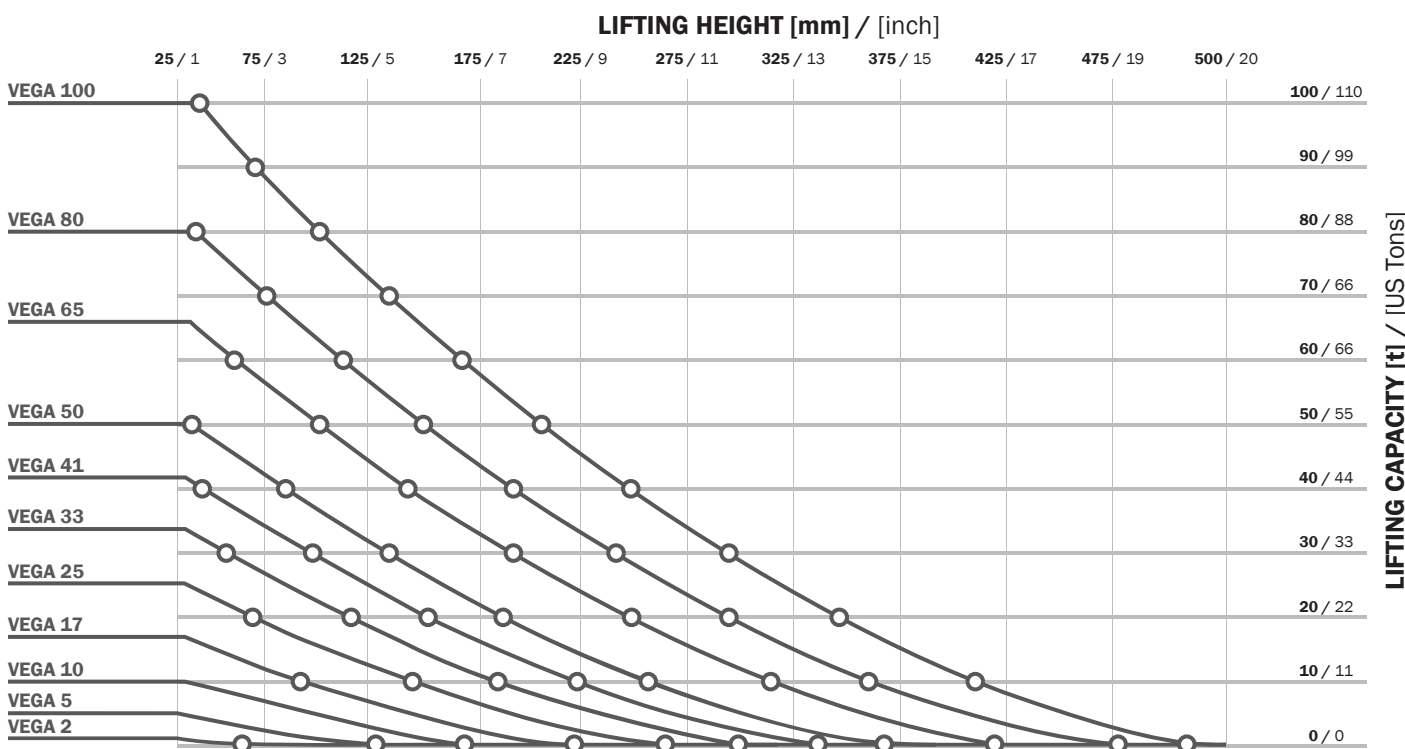
EN 13731
NFPA 1936

INTERLOCKING
SYSTEM



TECHNICAL DATA

TYPE	PART NUMBER	DIMENSIONS			WEIGHT	WORKING PRESSURE	AIR REQUIREMENT	MAX. LIFTING CAPACITY	MAX. LIFTING HEIGHT
		LENGTH	WIDTH	HEIGHT					
		[cm] / [inch]	[cm] / [inch]	[cm] / [inch]					
VEGA 2	608046	15 / 6"	15 / 6"	2.2 / 0.9"	0.5 / 1.2	12 / 174	4.5 / 0.16	1.4 / 1.5	8 / 3"
VEGA 5	608047	23.5 / 9.2"	23.5 / 9.2"	2.3 / 0.9"	1.2 / 3	12 / 174	22.4 / 0.79	4.9 / 5.4	13 / 4.9"
VEGA 10	608049	32 / 12.6"	32 / 12.6"	2.5 / 1"	2.5 / 5.5	12 / 174	63.4 / 2.24	10.1 / 11.1	17 / 6.9"
VEGA 17	608050	40 / 15.7"	40 / 15.7"	2.5 / 1"	4 / 8.8	12 / 174	131.7 / 4.65	16.7 / 18.4	22 / 8.5"
VEGA 25	608051	48 / 18.9"	48 / 18.9"	2.5 / 1"	5.7 / 12.6	12 / 174	236 / 8.33	25.1 / 27.6	26 / 10.4"
VEGA 33	608052	55 / 22"	55 / 22"	2.5 / 1"	7.5 / 16.5	12 / 174	365 / 12.89	33.2 / 36.5	30 / 11.9"
VEGA 41	608053	61 / 24"	61 / 24"	2.5 / 1"	9.3 / 20.5	12 / 174	681 / 24.05	41.2 / 45.3	34 / 13.2"
VEGA 50	608054	67 / 26.4"	67 / 26.4"	2.5 / 1"	11.2 / 24.7	12 / 174	897 / 31.68	50.2 / 55.2	37 / 14.4"
VEGA 65	608055	76 / 30"	76 / 30"	2.7 / 1.1"	15.5 / 34.2	12 / 174	1010 / 35.67	65.2 / 71.7	41 / 16.3"
VEGA 80	608056	84 / 33"	84 / 33"	2.7 / 1.1"	19 / 41.9	12 / 174	1381 / 48.77	80.2 / 88.2	46 / 17.9"
VEGA 100	608057	93 / 36.5"	93 / 36.5"	2.7 / 1.1"	23.3 / 51.4	12 / 174	1895 / 66.92	100.2 / 110.2	51 / 20.1"

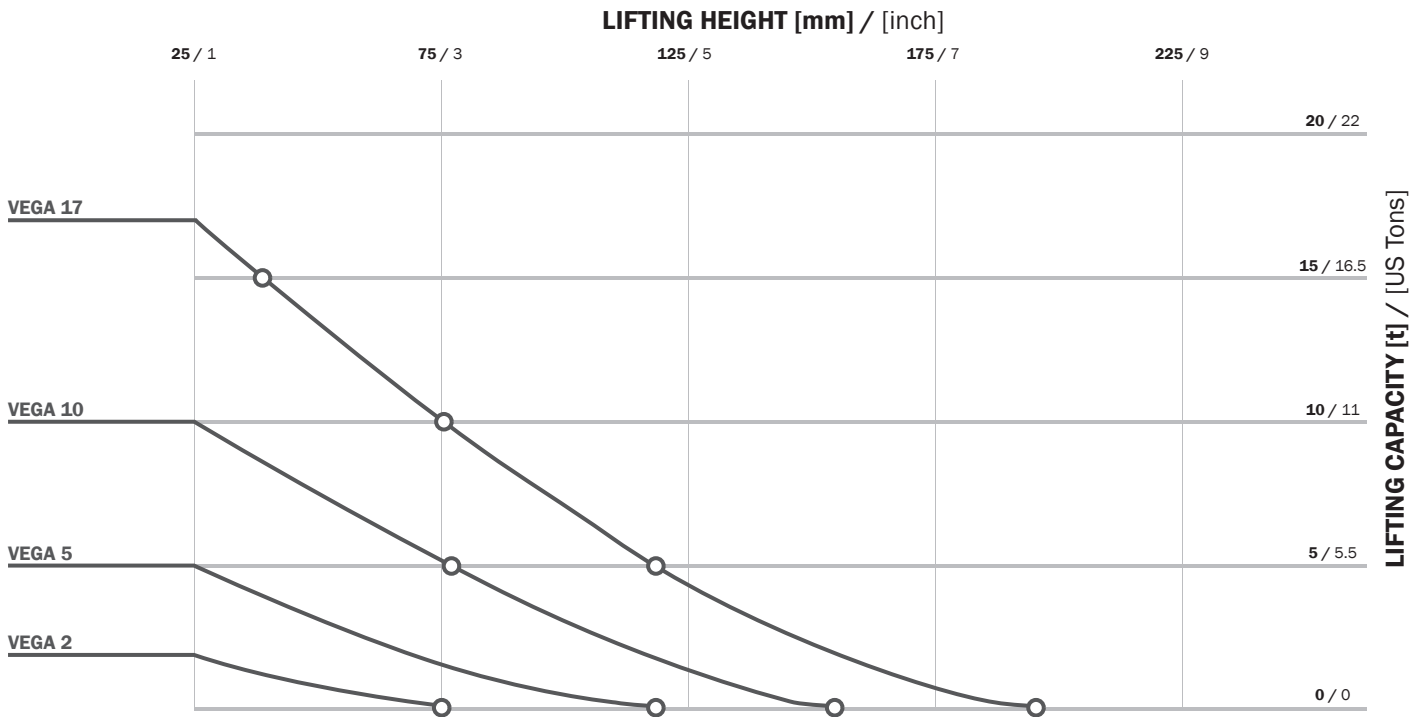




TYPE 96 KS

HIGH-PRESSURE LIFTING BAGS VEGA 12 BAR (174 PSI)

1.6



ACCESSORIES

CONTROLLERS & OTHER ACCESSORIES



**DOUBLE DEADMAN
CONTROLLER 2 EXP 12**
12 bar (174 psi)
3.0 kg (6.6 lbs)
609798



**TRIPPLE DEADMAN
CONTROLLER 3 EXP 12**
12 bar (174 psi)
4.0 kg (8.8 lbs)
609802



**PROTECTIVE CASE FOR
EXP CONTROLLERS**
1.2 kg (2.6 lbs)
613218



**SINGLE CONTROLLER
1 HND 12:**
12 bar (174 psi)
1.2 kg (2.6 lbs)
628285



**DOUBLE CONTROLLER
2 HND 12:**
12 bar (174 psi)
2.3 kg (5.1 lbs)
628289



**TRIPLE CONTROLLER
3 HND 12:**
12 bar (174 psi)
3.5 kg (7.7 lbs)
628293



**SHUT-OFF + SAFETY
VALVE**
12 bar (174 psi)
0.4 kg (0.88 lbs)
602179



PRESSURE REDUCER
12 bar (174 psi)
300 bar (4350 psi)
2.2 kg (4.9 lbs)
EN - 615148
CGA - 615246



**SMALL STAGE REGULATOR
CGA, WITH 6' YELLOW
SUPPLY HOSE ATTACHED**
12 bar (174 psi)
0.4 kg (0.88 lbs)
Reg 174 psi - SH6

RUBBER INFLATION HOSES



**PRESSURE REGULATOR CGA
6000 PSI WITH CGA 347
WITH 6' YELLOW HOSE**
2.2 kg (4.9 lbs)
72128-1-SH6



TYPE	5 m (16')	10 m (33')
RED	0.8 kg (1,8 lbs)	1.4 kg (3 lbs)
YELLOW	611187	611188
BLUE	611183	611184
GREY	611185	611186
	611189	611190

1.7

HIGH-PRESSURE LIFTING BAGS VEGA FLAT 12 BAR (174 PSI)



TYPE 96 KS

**STACKABLE
UP TO 3 BAGS**

**SUPERB
STABILITY**

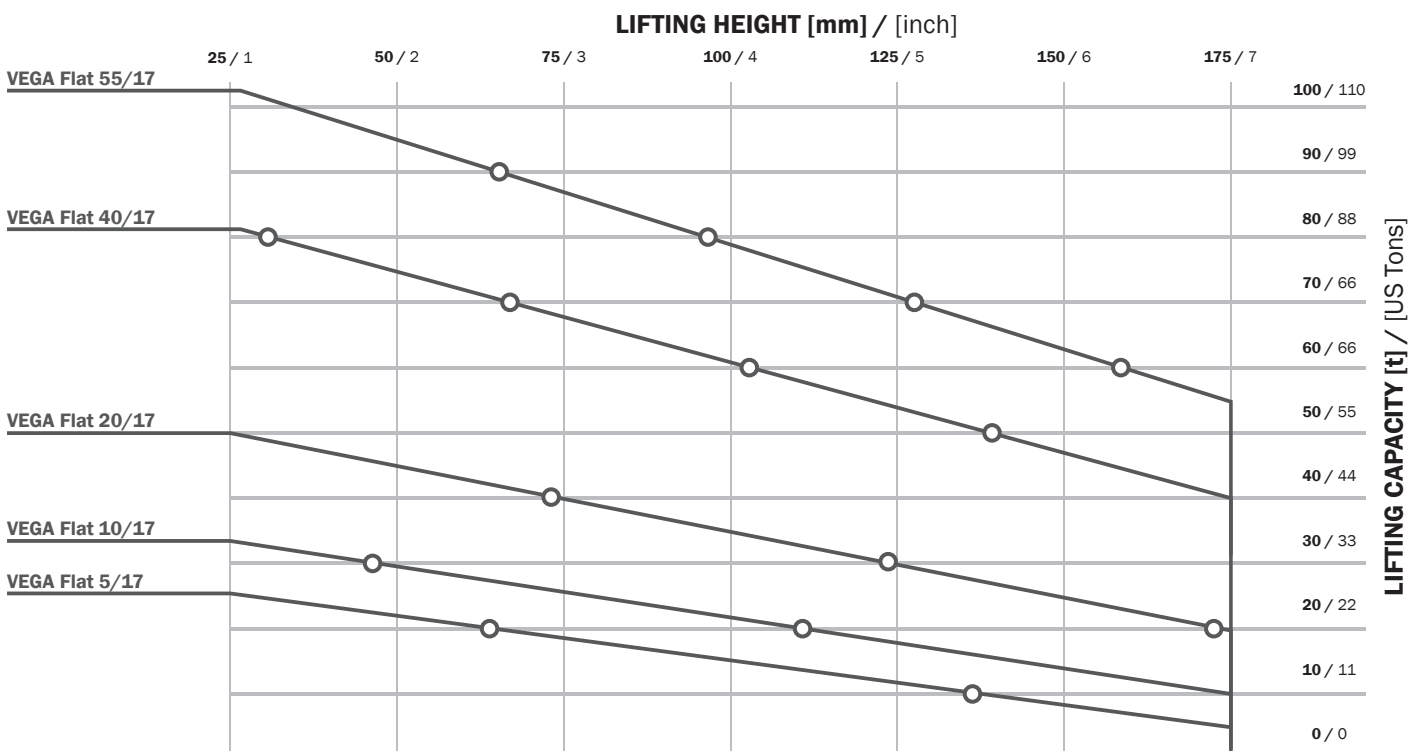
**EN 13731
NFPA 1936**

**INTERLOCKING
SYSTEM**



TECHNICAL DATA

TYPE	PART NUMBER	DIMENSIONS			WEIGHT	WORKING PRESSURE	AIR REQUIREMENT	MAX. LIFTING CAPACITY	MAX. LIFTING HEIGHT	MAX. LIFTING CAPACITY AT MAX. LIFTING HEIGHT
		LENGTH	WIDTH	HEIGHT						
		[cm] / [inch]	[cm] / [inch]	[cm] / [inch]						
VEGA Flat 5/17	616671	48 / 18.9"	48 / 18.9"	2.5 / 1"	6.6 / 14.6	12 / 174	236 / 8.33	24.7 / 27.2	17 / 6.7"	5.0 / 5.5
VEGA Flat 10/17	616672	55 / 21.6"	55 / 21.6"	2.5 / 1"	8.6 / 19.0	12 / 174	365 / 12.89	33.2 / 36.5	17 / 6.7"	10.0 / 11.0
VEGA Flat 20/17	616673	67 / 26.4"	67 / 26.4"	2.5 / 1"	12.3 / 27.1	12 / 174	897 / 31.68	50.2 / 55.2	17 / 6.7"	20.0 / 22.0
VEGA Flat 40/17	616674	84 / 33"	84 / 33"	2.7 / 1.1"	21.1 / 46.5	12 / 174	1381 / 48.77	80.2 / 88.2	17 / 6.7"	40.0 / 44.0
VEGA Flat 55/17	616675	93 / 36.5"	93 / 36.5"	2.7 / 1.1"	27.5 / 60.6	12 / 174	1895 / 66.92	100.2 / 110.2	17 / 6.7"	55.0 / 60.5





TYPE 25 SAFETY

HIGH-PRESSURE LIFTING BAGS

8 BAR (116 PSI)

1.8

STACKABLE
UP TO 2 BAGS

EXTRA
DURABLE

EN 13731
NFPA 1936

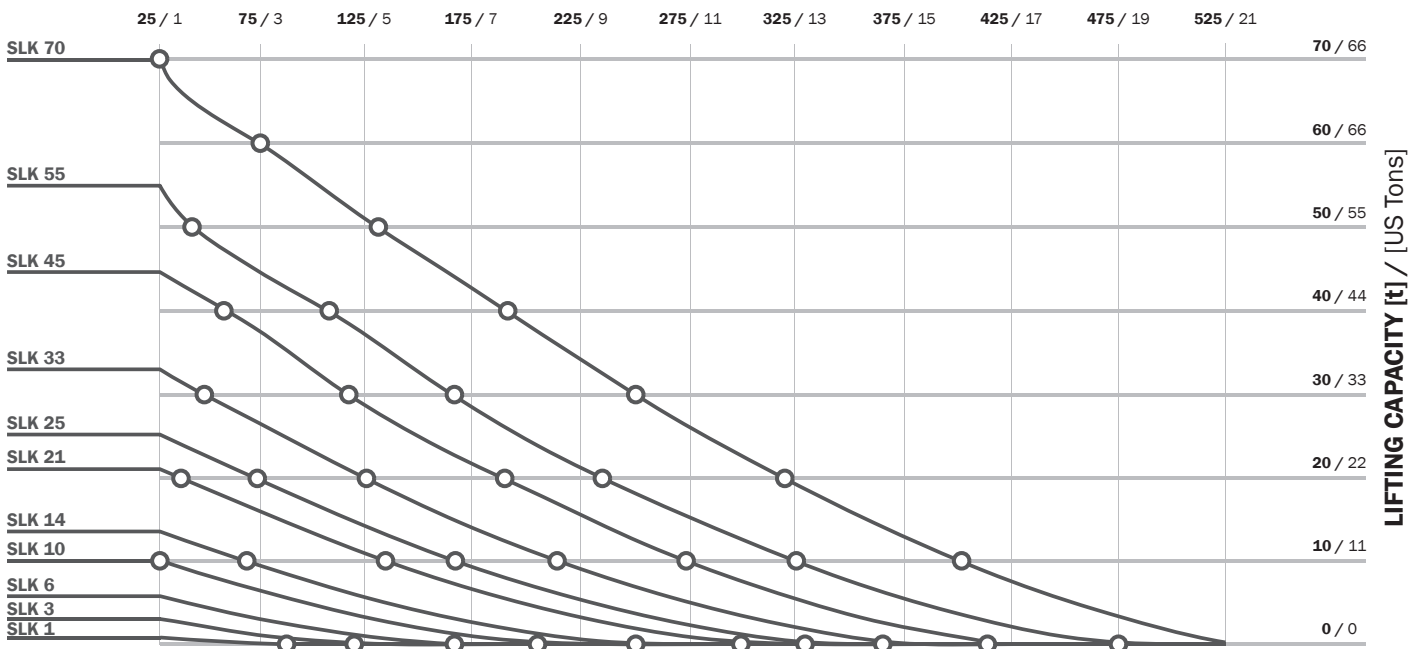
THIN
DESIGN



TECHNICAL DATA

TYPE	PART NUMBER	DIMENSIONS			WEIGHT	WORKING PRESSURE	AIR REQUIREMENT	MAX. LIFTING CAPACITY	MAX. LIFTING HEIGHT
		LENGTH	WIDTH	HEIGHT					
		[cm] / [inch]	[cm] / [inch]	[cm] / [inch]					
SLK 1	77973	15 / 6"	15 / 6"	2.5 / 1"	0.55 / 1.2	8 / 116	5 / 0.2	1.1 / 1.2	8 / 3.1"
SLK 3	77974	22.5 / 9"	22.5 / 9"	2.5 / 1"	1.25 / 3	8 / 116	15 / 0.5	2.7 / 3	13 / 5.1"
SLK 6	77975	30 / 12"	30 / 12"	2.5 / 1"	2 / 4	8 / 116	42 / 1.5	5.5 / 6.1	16 / 6.3"
SLK 10	76734	38 / 15"	38 / 15"	2.5 / 1"	3.5 / 8	8 / 116	86 / 3.0	10.1 / 11.1	21 / 8.3"
SLK 14	76735	45 / 18"	45 / 18"	2.5 / 1"	5 / 11	8 / 116	152 / 5.4	13.5 / 14.9	25 / 9.8"
SLK 21	76736	55 / 22"	55 / 22"	2.5 / 1"	7 / 15	8 / 116	296 / 10.5	21.1 / 23.2	30 / 11.8"
SLK 25	76737	61 / 24"	61 / 24"	2.5 / 1"	9 / 20	8 / 116	416 / 14.7	25.2 / 27.7	34 / 13.4"
SLK 33	76738	69 / 27"	69 / 27"	2.5 / 1"	11 / 24	8 / 116	621 / 21.9	33 / 36.3	38 / 15"
SLK 45	76739	78 / 31"	78 / 31"	2.5 / 1"	14 / 31	8 / 116	921 / 32.5	44.6 / 49.1	42 / 16.5"
SLK 55	76794	87 / 34"	87 / 34"	2.5 / 1"	18 / 40	8 / 116	1305 / 46.1	55 / 60.5	47 / 18.5"
SLK 70	573241	94.5 / 37"	94.5 / 37"	2.6 / 1"	22.5 / 50	8 / 116	1505 / 53.2	70.4 / 77.4	52 / 20.5"

LIFTING HEIGHT [mm] / [inch]



1.8

HIGH-PRESSURE LIFTING BAGS 8 BAR (116 PSI)



TYPE 25 SAFETY

**STACKABLE
UP TO 2 BAGS**

**NARROW
DESIGN**

**EN 13731
NFPA 1936**

**EASY
MANIPULATION**



TECHNICAL DATA

TYPE	PART NUMBER	DIMENSIONS			WEIGHT	WORKING PRESSURE	AIR REQUIREMENT	MAX. LIFTING CAPACITY	MAX. LIFTING HEIGHT
		LENGTH	WIDTH	HEIGHT					
		[cm] / [inch]	[cm] / [inch]	[cm] / [inch]					
SLK-L 9	519833	45 / 18"	30 / 12"	2.5 / 1"	3.3 / 7.3	8 / 116	95 / 3.4	8.9 / 9.8	19 / 7.5"
SLK-L 13	519834	50 / 20"	37.5 / 15"	2.5 / 1"	4.5 / 10	8 / 116	170 / 6.0	13.2 / 14.5	23 / 9.1"
SLK-L 20	519837	75 / 30"	37.5 / 15"	2.5 / 1"	6.5 / 14.3	8 / 116	270 / 9.5	20.2 / 22.2	23 / 9.1"
SLK-L 24	77983	102 / 40"	32 / 13"	2.5 / 1"	7.8 / 17.2	8 / 116	220 / 7.8	24 / 26.4	20 / 7.9"





TYPE 25 SAFETY

HIGH-PRESSURE LIFTING FLAT BAGS

8 BAR (116 PSI)

1.9

**STACKABLE
UP TO 3 BAGS**

**SUPERB
STABILITY**

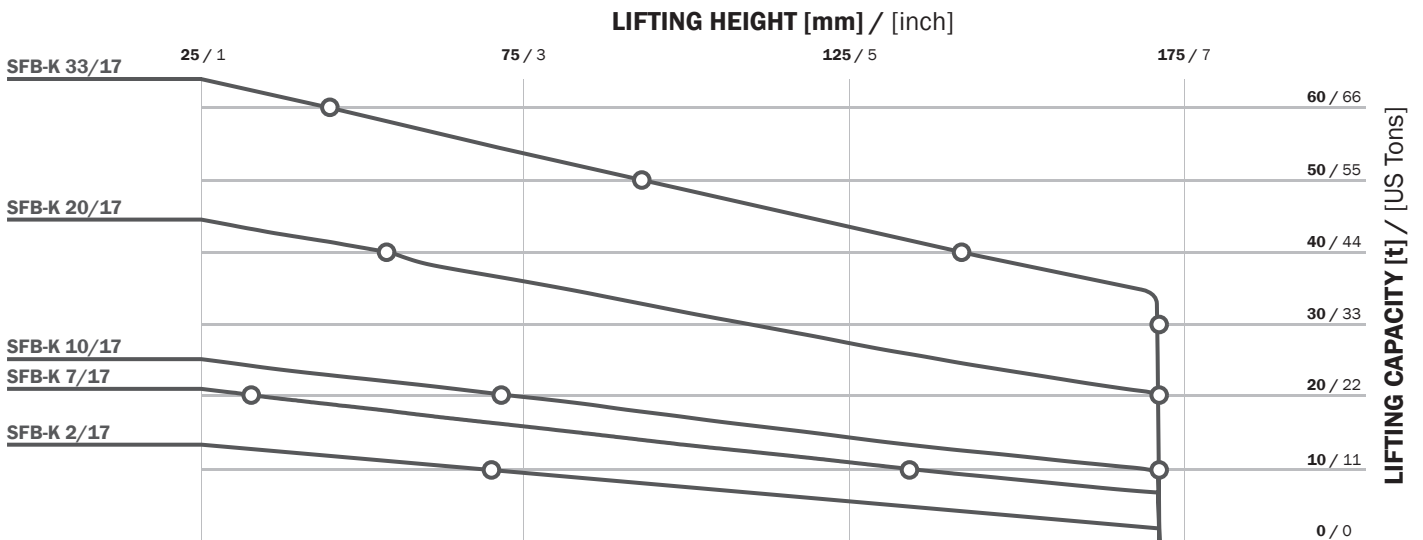
**EN 13731
NFPA 1936**

**FLAT
SURFACE**



TECHNICAL DATA

TYPE	PART NUMBER	DIMENSIONS			WEIGHT	WORKING PRESSURE	AIR REQUIREMENT	MAX. LIFTING CAPACITY	MAX. LIFTING HEIGHT	MAX. LIFTING CAPACITY AT MAX. LIFTING HEIGHT
		LENGTH	WIDTH	HEIGHT						
		[cm] / [inch]	[cm] / [inch]	[cm] / [inch]						
SFB-K 2/17	282314	45 / 18"	45 / 18"	2.5 / 1"	5.1 / 11.3	8 / 116	200 / 7.1	13.5 / 14.9	17 / 6.7	2.3 / 2.5
SFB-K 7/17	519883	55 / 22"	55 / 22"	2.5 / 1"	7.3 / 16	8 / 116	224 / 7.9	21.1 / 23.2	17 / 6.7	6.7 / 7.4
SFB-K 10/17	519884	61 / 24"	61 / 24"	2.5 / 1"	9.2 / 20	8 / 116	350 / 12.4	25.2 / 27.7	17 / 6.7	9.5 / 10.5
SFB-K 20/17	519885	78 / 31"	78 / 31"	2.5 / 1"	14.5 / 32	8 / 116	520 / 18.4	44.6 / 49.1	17 / 6.7	20.2 / 22.2
SFB-K 33/17	519886	91.5 / 36"	91.5 / 36"	2.5 / 1"	20.6 / 45	8 / 116	810 / 28.6	64 / 70.4	17 / 6.7	33.3 / 36.6



1.10

ACCESSORIES FOR HIGH-PRESSURE LIFTING BAGS 8 BAR (116 PSI)

RUBBER INFLATION HOSES



TYPE	5 m (16')	10 m (33')
RED	0.8 kg (1.8 lbs)	1.4 kg (3 lbs)
YELLOW	611163	611164
BLUE	611156	611160
GREY	611161	611162
	611165	611166

CONTROLLERS & OTHER ACCESSORIES



SINGLE FITTING CONTROLLER
8 bar (116 psi)
0.9 kg (2 lbs)
76681



DOUBLE FITTING CONTROLLER
8 bar (116 psi)
2.0 kg (4.4 lbs)
76682



DOUBLE DEADMAN CONTROLLER
2 EXP 8
8 bar (116 psi)
3.0 kg (6.6 lbs)
609796



TRIPLE DEADMAN CONTROLLER 3 EXP 8
8 bar (116 psi)
4.0 kg (8.8 lbs)
609800



PROTECTIVE CASE FOR EXP CONTROLLERS
1.2 kg (2.6 lbs)
613218



SINGLE CONTROLLER
1 HND 8:
8 bar (116 psi)
1.2 kg (2.6 lbs)
628284



DOUBLE CONTROLLER
2 HND 8:
8 bar (116 psi)
2.3 kg (5.1 lbs)
628287



TRIPPLE CONTROLLER
3 HND 8:
8 bar (116 psi)
3.5 kg (7.7 lbs)
628292



SET OF TRIPLE FLAT BAG CONNECTORS, ORANGE
(4 PCS PER SET)
0.6 kg (1.3 lbs)
530545



SET OF DUAL FLAT BAG CONNECTORS, YELLOW
(4 PCS PER SET)
0.4 kg (0.88 lbs)
529480



RUBBER HOSE WITH SHUT-OFF VALVE
8 bar (116 psi)
2 m (6.6') 10 m (33')
0.9 kg (2 lbs) 3.3 kg (7.3 lbs)
615212 615273



RUBBER HOSE WITH SHUT-OFF + SAFETY VALVE
8 bar (116 psi)
2 m (6.6') 10 m (33')
2.2 kg (4.8 lbs) 3.5 kg (7.7 lbs)
615274 615215



FOOT PUMP
8 bar (116 psi)
3 kg (6.6 lbs)
615206



SHUT-OFF + SAFETY VALVE
8 bar (116 psi)
0.4 kg (0.88 lbs)
519051



INFLATION DISTRIBUTOR WITH 2x2 m RUBBER HOSES
2 m (6.6')
1.5 kg (3.3 lbs)
615224



PRESSURE REDUCER
8 bar (116 psi)
200/300 bar (2900/4350 psi)
2.2 kg (4.9 lbs)
EN - 615155
CGA - 596586



SINGLE STAGE REGULATOR CGA, WITH 6' YELLOW SUPPLY HOSE ATTACHED
8 - 10 bar (116 - 145 psi)
0.4 kg (0.88 lbs)
Reg 116-145 psi - SH6



PRESSURE REGULATOR CGA 6000 PSI WITH CGA 347 WITH 6' YELLOW HOSE
2.2 kg (4.9 lbs)
72128-1-SH6

8 BAR FLAT

8 BAR



A range of different sets is available.

Inflation accessories have been designed for precision control, high reliability and long life. They are used with all of our lifting bags – from the source of air to controllers.



COMPRESSED AIR CYLINDER
300 bar (4350 psi),
6l (366 cu.in.)
9.0 kg (20 lbs) 528746



CARRY-ON VALISE FOR COMPRESSED AIR CYLINDER
0.1 kg (2.2 lbs) 519811



UNIVERSAL CONNECTOR KIT
0.2 kg (0.44 lbs)
519809



TRUCK TYRE VALVE CONNECTION
0.1 kg (2.2 lbs)
519806



TRUCK TYRE VALVE
0.05 kg (0.11 lbs)
519805



COMPRESSED AIR MAIN
0.05 kg (0.11 lbs)
519808



TRUCK TYRE INFLATOR ADAPTER
0.05 kg (0.11 lbs)
519807



DUAL CONNECTOR FOR COMPRESSED AIR CYLINDERS
1.00 kg (2.2 lbs)
529383



TRIPLE CONNECTOR FOR COMPRESSED AIR CYLINDERS
1.2 kg (2.6 lbs)
529384



TRUCK COMPRESSED AIR CONNECTION
0.4 kg (0.88 lbs)
529005



TRUCK COMPRESSED AIR CONNECTION-BLIND COUPLING
0.5 kg (1.1 lbs)
529006



ADAPTER FOR CONSTRUCTION SITE COMPRESSOR
0.2 kg (0.44 lbs)
529704



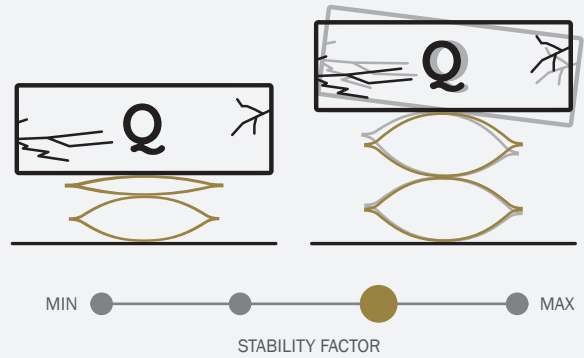
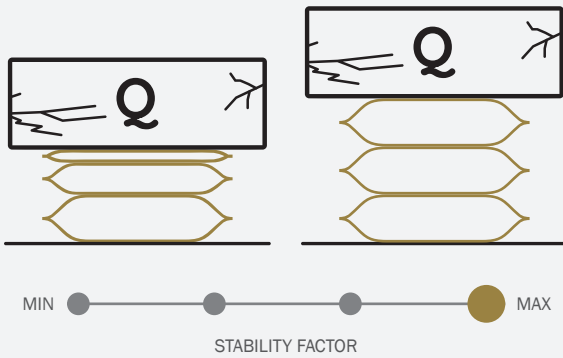
RIGID LOADING PLATES
RIGID LOADING PLATE #350 556308
3.5 kg (7.7 lbs)
RIGID LOADING PLATE #420 556309
5.0 kg (11 lbs)
RIGID LOADING PLATE #520 556310
7.5 kg (16.5 lbs)
RIGID LOADING PLATE #670 556311
13.0 kg (29 lbs)

FLEXIBLE LOADING PLATES
FLEXIBLE LOADING PLATE #350 615931
2.6 kg (5.73 lbs)
FLEXIBLE LOADING PLATE #420 615928
3.7 kg (8.16 lbs)
FLEXIBLE LOADING PLATE #520 605750
5.0 kg (11.02 lbs)
FLEXIBLE LOADING PLATE #670 615930
9.9 kg (21.83 lbs)

1.12

ADVANTAGES OF FLAT BAGS

INCREASED SAFETY THROUGH HIGHER STABILITY



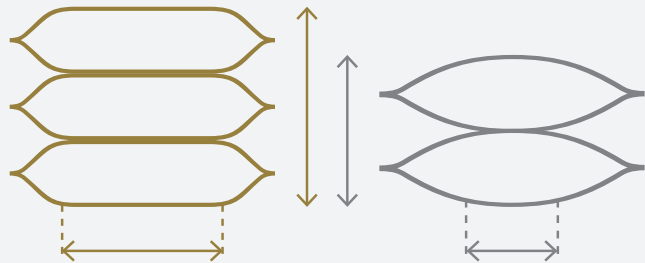
GREATER LIFTING CAPACITY AT HIGHER LIFTING HEIGHTS

Triple Power: Experience the comfort of stacking 3 lifting bags at once.

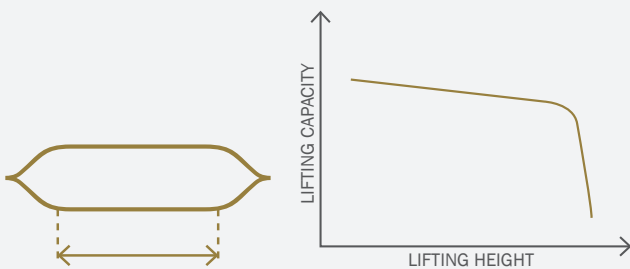
Boosted Stability: Expanded contact surface between lifting bags and the load for reduced tilt risk.

The increased contact surface allows you to use three flat bags simultaneously.

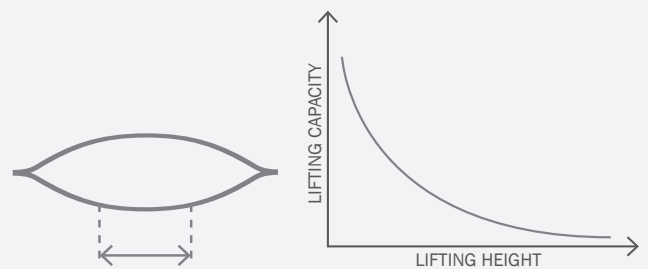
This innovation enables you to achieve a higher lift capacity, even at greater heights!



SIMPLIFIED BAG SELECTION

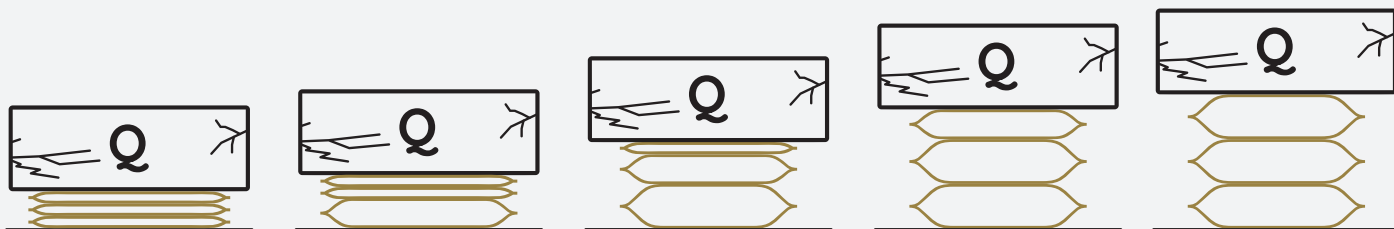


Lifting capacity is stable through entire lifting height.



Lifting capacity is dependent on lifting height.

SIMPLE STACKING AND INFLATION PROCEDURE



1.13

MEDIUM-PRESSURE LIFTING BAGS 1.0 BAR (14.5 PSI)



TYPE GEKA

PERFECT PERFORMANCE ON SOFT GROUNDS



SUITABLE FOR HIGH LIFTS

Medium-pressure lifting bags provide high lifts. They have a soft footprint which makes them ideal for lifting softer structures since the lifting force is spread over a wider area.

MADE FROM EXTRA DURABLE MATERIALS

EXTRA FAST INFLATION AND DEFLATION



TECHNICAL DATA

TYPE	PART NUMBER	DIMENSIONS		WEIGHT	WORKING PRESSURE	NOMINAL CONTENT	AIR REQUIREMENT	MAX LIFTING CAPACITY	MAX. LIFTING HEIGHT	INFLATION VALVE
		DIAMETER	HEIGHT							
		[cm] / [inch]	[cm] / [inch]							
MA	521478	61 / 24"	5 / 2"	7.5 / 17	1.0 / 14.5	126 / 4	251 / 9	3 / 3.3	43 / 17"	R 3/8" - male
MB	521479	76 / 30"	5 / 2"	12 / 27	1.0 / 14.5	268 / 9	535 / 19	4.7 / 5.2	59 / 23"	R 3/8" - male
MC	521481	91 / 36"	5 / 2"	15 / 33	1.0 / 14.5	397 / 14	793 / 28	6.7 / 7.4	61 / 24"	R 3/8" - male
MD	521482	122 / 48"	8 / 3"	35 / 77	1.0 / 14.5	1168 / 41	2337 / 83	12 / 13.2	100 / 39"	R 3/8" - male

ACCESSORIES

INFLATION HOSES



TYPE	5 m (16')	10 m (33')
RED	2.2 kg (4.9 lbs) 525662	3.0 kg (6.6 lbs) 538935
YELLOW	2.7 kg (6 lbs) 504063	5.0 kg (11 lbs) 519817
BLACK	1.7 kg (3.7 lbs) 504064	1.4 kg (3 lbs) 577464

CONTROLLERS



SINGLE FITTING CONTROLLER
1.0 bar (14.5 psi)
1.0 kg (2.2 lbs)
551503

ADAPTERS



SHUT-OFF + SAFETY VALVE 1.0 bar (14.5 psi)
0.4 kg (0.88 lbs)
551504

ACCESSORIES



REPAIR KIT
0.09 kg (0.2 lbs)
522050



DOUBLE FITTING CONTROLLER
1.0 bar (14.5 psi)
2.0 kg (4.4 lbs)
504061



ADAPTER GEKA/26
0.1 kg (0.2 lbs) 575711

CARRY-ON VALISE (for two bags)



1.0 kg (2.2 lbs) 521483 **MA**
1.3 kg (2.9 lbs) 521485 **MB**
1.5 kg (3.3 lbs) 521486 **MC**
2.0 kg (4.4 lbs) 521487 **MD**



TYPE CLAW

LOW-PRESSURE LIFTING BAGS

0.5 BAR (7.3 PSI)

1.14

**LIFTING HEIGHT
UP TO 2.1 m**

**IDEAL FOR TOWING
RECOVERY**

**SPECIAL
TOP GRIP PADS**

**USE ON ALL GROUNDS
(ROCK, GLASS, METAL)**



Low-pressure lifting bags are used for lifting very large objects. They have special Top Grip pads bonded to the top and bottom of the bag. Top Grip pad offers heavy duty protection from slipping, puncture, abrasion and premature wear. Used for uprighting trucks, rail cars, and other types of vehicles or structures.



TECHNICAL DATA

TYPE	PART NUMBER	DIMENSIONS		WEIGHT	WORKING PRESSURE	NOMINAL CONTENT	AIR REQUIREMENT	MAX LIFTING CAPACITY	MAX. LIFTING HEIGHT	INFLATION VALVE
		DIAMETER	HEIGHT							
		[cm] / [inch]	[cm] / [inch]							
MS 45	527296	102 / 40"	10 / 4"	16 / 35	0.5 / 7.3	368 / 13	551 / 20	4 / 4.4	45 / 18"	R 1/2"-female
MS 122	527297	135 / 53"	10 / 4"	30 / 66	0.5 / 7.3	1745 / 62	2618 / 93	7 / 7.7	122 / 48"	R 3/4"-male
MS 210	527298	145 / 57"	10 / 4"	43 / 95	0.5 / 7.3	3466 / 122	5199 / 184	9 / 9.9	210 / 83"	R 3/4"-male

ACCESSORIES

CONTROLLERS



SINGLE FITTING CONTROLLER
0.5 bar (7.3 psi)
1.0 kg (2.2 lbs)
553361

ADAPTERS



SHUT-OFF + SAFETY VALVE
0.5 bar (7.3 psi)
0.4 kg (0.8 lbs) 577465

INFLATION HOSES



TYPE (RIGID)	5 m (16')	15 m (49')
RED	2 kg (4.4 lbs)	5 kg (11 lbs)
GREY	595741	594222
YELLOW	595743	594221
GREEN	586722	586724



DOUBLE FITTING CONTROLLER
0.5 bar (7.3 psi)
2.5 kg (5.5 lbs) 507801



ADAPTER CLAW/26
0.15 kg (0.33 lbs)
529704

ACCESSORIES



REPAIR KIT
0.09 kg (0.2 lbs)
522050



FKT 4-PORT CONTROLLER
40.0 kg (88 lbs)
627616



VACUUM/BLOWER
124.0 kg (273 lbs)
598159

1.15

CATCH BAGS – TOWING AND RECOVERY



TYPE CAMLOCK

**GOOD STABILITY
IN ALL CONDITIONS**

**SPECIAL
AIR-RELEASE OPENINGS**

**EXTREMELY
DURABLE**

**EXTREMELY
DURABLE**

Catch Bags are used to “catch” the vehicle when uprighting it for a soft landing and to prevent secondary tip-over. They are built to prevent dangerous and uncontrolled descent of any vehicle or object. Perfect in combination with SAVA low-pressure lifting bags.



TECHNICAL DATA

TYPE	PART NUMBER	DIMENSIONS					WEIGHT	WORKING PRESSURE	NOMINAL CONTENT	AIR REQUIREMENT	MAX. HEIGHT	INFLATION TIME
		BOTTOM		TOP		HEIGHT						
		LENGTH	WIDTH	LENGTH	WIDTH							
		[cm] / [inch]	[cm] / [inch]	[cm] / [inch]	[cm] / [inch]							
SCB-1	574577	140 / 55"	140 / 55"	100 / 39"	100 / 39"	10 / 4"	22 / 50	< 0.2 / < 3	1700 / 60	2000 / 71	160 / 63"	60-90
SCB-2	596823	110 / 43"	110 / 43"	80 / 31"	80 / 31"	10 / 4"	17 / 37	< 0.2 / < 3	1100 / 39	1320 / 46	100 / 39"	50-70



SCB-1 CATCH BAG
22 kg (50 lbs)
574577

INFLATION HOSE
10 m (33')
6.5 kg (14 lbs)
615249

3-WAY DISTRIBUTOR
3.6 kg (8 lbs)
574579

BLOWER
10 kg (22 lbs)
574580

ALTERNATIVE SMALLER SIZE OPTIONS



SCB-2 CATCH BAG
LOWER HEIGHT
17 kg (37 lbs)
596823



**MINI BLOWER
+ 2-WAY DISTRIBUTOR**
5.6 kg (12.3 lbs)
615125



**MINI BLOWER
+ 3-WAY DISTRIBUTOR**
5.7 kg (12.6 lbs)
606071

POSITIONING ACCESSORIES



**BLIND
COUPLING 1 1/2"**
0.3 kg (0.7 lbs) 574581



WEDGE
1.5 kg (3.3 lbs)
581229



INSERTION POLE
2.0 kg (4.4 lbs)
581228



PROTECTIVE CAP
7.0 kg (15 lbs) 587031



REPAIR KIT
0.5 kg (1.1 lbs) 578468



**TOP COVER
PVC 2.0 kg (4.4 lbs)
579669
RUBBER 9.9 kg (22 lbs)
581226**



**SUITABLE FOR
TUNNEL RECOVERY**



Compressor/blower specially designed for high-flow volumes and optimal pressure for low pressure lifting bag operation

CATCHING WITH CATCH BAGS

Controller specially designed for best efficiency and safety when working with low pressure lifting bags

LIFTING WITH LOW PRESSURE LIFTING BAGS

1.16

TOWING AND RECOVERY



PROPOSED RECOVERY SETS



LIFTING

PART NUMBER	DESCRIPTION	LONG HEAVY VEHICLE SET	HEAVY VEHICLE SET
		QUANTITY [pcs]	
527296	MS 45	2	1
527298	MS 210	4	2
627616	CONTROLLER FKT-4	1	1
598159	COMPRESSOR/BLOWER	1	1
586724	INFLATION HOSE (RIGID 15 m (49'))	6	3
522050	REPAIR KIT FOR LOW PRESSURE BAGS	1	1
581227	PROTECTION PLATE WOOD+TOPGRIP	6	3



CATCHING

PART NUMBER	DESCRIPTION	LONG HEAVY VEHICLE SET	HEAVY VEHICLE SET
		QUANTITY [pcs]	
574577	SCB-1	3	2
574578	INFLATION HOSE 10 m (33') (FOR CATCH BAGS)	3	2
574580	BLOWER	1	1
574579	THREE-WAY DISTRIBUTOR	1	1
574581	BLIND COUPLING	1	1
578468	REPAIR KIT FOR CATCH BAGS	1	1
587031	PROTECTIVE CAP	3	2
581228	INSERTION POLE	3	2
581229	WEDGE	2	2



Sealing products

USER MANUAL



2.1

INFLATABLE PIPE PLUGS


1 bar (22 psi); 2.5 bar (36 psi)
TYPE 26

FLEXIBLE DESIGN



ARAMID CORD REINFORCED

Inflatable pipe plugs reinforced with Aramid cord are noted for a wide application range. They can be used in different situations, where a pipe needs to be blocked or a bypass made.

SUPERIOR GRIP SURFACE

A WIDE RANGE OF APPLICATIONS



BACK PRESSURE MEASURED IN A DRY IRON PIPE (bar/psi)

SIZE	PIPE DIAMETER [mm] / [inch]																				
	40 / 1.5	70 / 2.8	100 / 4	150 / 6	200 / 8	250 / 10	300 / 12	350 / 14	400 / 16	500 / 20	600 / 24	800 / 32	1000 / 40	1200 / 48	1300 / 51	1400 / 55	1500 / 60	1600 / 63	1700 / 67	1800 / 72	
40-70	2.0/29	1.2/17																			
70-150		2.2/32	1.7/24.5	1.3/19																	
100-200			2.2/32	1.7/24.5	1.3/19																
150-200				2.0/29	1.5/22																
150-300				2.2/32	2.0/29	1.4/20	1.2/17														
200-400					2.2/32	2.0/29	1.7/24.5	1.5/22	1.2/17												
300-525							2.0/29	1.7/24.5	1.5/22	1.2/17											
350-600								2.1/30.5	1.9/27.5	1.6/23	1.3/19										
375-750									2.0/29	1.7/24.5	1.4/20										
500-800										1.8/26	1.4/20	1.1/16									
500-1000										1.0/15	0.8/11.5	0.6/8.7	0.5/7.2								
600-1200											1.0/15	0.7/10	0.6/8.7	0.5/7.2							
750-1500												1.0/15	0.9/13	0.7/10	0.6/8.7	0.5/7.2	0.4/5.8				
800-1800												1.0/15	1.0/15	0.8/11.5	0.7/10	0.6/8.7	0.5/7.2	0.5/7.2	0.4/5.8	0.4/5.8	0.4/5.8

ACCESSORIES



POLY LIFT HOSE
10 m (33')
1 bar (14.5 psi)
2.5 bar (36 psi)
2.0 kg (4.4 lbs)
 615288

POLY LIFT HOSE
10 m (33')
1.5 bar (22 psi)
2.0 kg (4.4 lbs)
 615291



INFLATION HOSE
10 m (33')
1 bar (14.5 psi)
2.5 bar (36 psi)
2.0 kg (4.4 lbs)
 614341

INFLATION HOSE
10 m (33')
1.5 bar (22 psi)
2.0 kg (4.4 lbs)
 615285



SINGLE FITTING CONTROLLER
2.5 bar (36 psi)
0.9 kg (2 lbs)
 60310

SINGLE FITTING CONTROLLER
1.5 bar (22 psi)
0.9 kg (2 lbs)
 529663

SINGLE FITTING CONTROLLER
1.0 bar (14.5 psi)
0.9 kg (2 lbs)
 74653



1.5 bar (22 psi)
TYPE 14

INFLATABLE PIPE PLUGS

2.1

TECHNICAL DATA: PLUGY (BLOCKING PLUGS)

TYPE	PART NUMBER	SIZE USAGE RANGE		WEIGHT	WORKING PRESSURE	DEFLATED PLUG DIMENSIONS		EYE BOLT M THREAD	INFLATION VALVE
		MIN. DIAMETER	MAX. DIAMETER			DIAMETER	LENGTH		
		[mm] / [inch]	[mm] / [inch]			[kg] / [lbs]	[bar] / [psi]		[mm] / [inch]
PLUGY 40-70	519423	40 / 1.5"	70 / 2.8"	0.3 / 0.7	2.5 / 36	35 / 1.4"	195 / 7.7"	/	R 1/4"
PLUGY 70-150	519424	70 / 2.8"	150 / 6"	0.6 / 1.3	2.5 / 36	68 / 2.7"	335 / 13"	/	R 1/4"
PLUGY 100-200	60417	100 / 4"	200 / 8"	1.1 / 2.4	2.5 / 36	92 / 3.6"	535 / 21"	6	R 1/4"
PLUGY 150-200	526850	150 / 6"	200 / 8"	1.8 / 4	2.5 / 36	142 / 5.6"	385 / 15"	8	R 1/4"
PLUGY 150-300	60418	150 / 6"	300 / 12"	1.9 / 4	2.5 / 36	142 / 5.6"	575 / 23"	8	R 1/4"
PLUGY 200-400	60419	200 / 8"	400 / 16"	3.0 / 7	2.5 / 36	192 / 7.6"	635 / 25"	8	R 1/4"
PLUGY 300-525	60599	300 / 12"	525 / 21"	6.0 / 14	2.5 / 36	272 / 10.7"	675 / 27"	8	R 1/4"
PLUGY 350-600	60422	350 / 14"	600 / 24"	8.4 / 19	2.5 / 36	322 / 12.7"	865 / 34"	10	R 1/4"
PLUGY 375-750	60606	375 / 16"	750 / 30"	10.9 / 24	2.5 / 36	342 / 13.5"	1085 / 43"	10	R 1/4"
PLUGY 500-800	60453	500 / 20"	800 / 32"	17.3 / 39	2.5 / 36	472 / 18.6"	1185 / 47"	10	R 1/4"
PLUGY 500-1000	530301	500 / 20"	1000 / 40"	17.3 / 39	1.5 / 22	472 / 18.6"	1185 / 47"	10	R 1/4"
PLUGY 600-1200	530302	600 / 24"	1200 / 48"	39.0 / 86	1.5 / 22	574 / 22.6"	1500 / 60"	10	2 × R 3/8"
PLUGY 750-1500	78959	750 / 30"	1500 / 60"	65.0 / 143	1.0 / 15	600 / 23.6"	2300 / 91"	10	2 × R 1/4"
PLUGY 800-1800	535881	800 / 32"	1800 / 72"	105.0 / 231	1.0 / 15	600 / 23.6"	2960 / 117"	10	2 × R 1/4"

TECHNICAL DATA: PLUGSY (BYPASS PLUGS)

TYPE	PART NUMBER	SIZE USAGE RANGE		WEIGHT	WORKING PRESSURE	DEFLATED PLUG DIMENSIONS		EYE BOLT M THREAD	INFLATION VALVE	BYPASS DIAMETER
		MIN. DIAMETER	MAX. DIAMETER			DIAMETER	LENGTH			
		[mm] / [inch]	[mm] / [inch]			[kg] / [lbs]	[bar] / [psi]		[mm] / [inch]	[mm] / [inch]
PLUGSY 70-150	526849	70 / 3"	150 / 6"	1.7 / 3.7"	2.5 / 36	68 / 2.7"	350 / 14"	/	R 1/8"	1/2"
PLUGSY 100-200	60429	100 / 4"	200 / 8"	2.6 / 5.8"	2.5 / 36	92 / 3.6"	550 / 22"	6	R 1/4"	1"
PLUGSY 150-200	526851	150 / 6"	200 / 8"	3.2 / 7.1"	2.5 / 36	142 / 5.6"	420 / 17"	8	R 1/4"	1"
PLUGSY 150-300	60432	150 / 6"	300 / 12"	4.4 / 10"	2.5 / 36	142 / 5.6"	590 / 23"	8	R 1/4"	1"
PLUGSY 200-400	60434	200 / 8"	400 / 16"	6.3 / 14"	2.5 / 36	192 / 7.6"	635 / 25"	8	R 1/4"	2"
PLUGSY 300-525	60630	300 / 12"	525 / 21"	11.9 / 26"	2.5 / 36	272 / 10.7"	675 / 27"	8	R 1/4"	2"
PLUGSY 350-600	60440	350 / 14"	600 / 24"	16.6 / 37"	2.5 / 36	322 / 12.7"	865 / 34"	10	R 1/4"	2"
PLUGSY 375-750	60632	375 / 15"	750 / 30"	19.7 / 43"	2.5 / 36	342 / 13.5"	1085 / 43"	10	R 1/4"	2"
PLUGSY 500-800	60454	500 / 20"	800 / 32"	31.3 / 69"	2.5 / 36	472 / 18.6"	1185 / 47"	10	R 1/4"	2"
PLUGSY 500-1000	530303	500 / 20"	1000 / 40"	31.3 / 69"	1.5 / 22	472 / 18.6"	1185 / 47"	10	R 1/4"	2"
PLUGSY 600-1200	530304	600 / 24"	1200 / 48"	46.0 / 101"	1.5 / 22	574 / 22.6"	1500 / 60"	10	2 × R 3/8"	4"
PLUGSY 750-1500	78960	750 / 30"	1500 / 60"	75.0 / 165"	1.0 / 15	600 / 23.6"	2300 / 91"	10	2 × R 1/4"	4"
PLUGSY 800-1800	535882	800 / 32"	1800 / 72"	117.0 / 258"	1.0 / 15	600 / 23.6"	2960 / 117"	10	2 × R 1/4"	4"

2.2

GULLY SEALING SET



TYPE 26

QUICK INFLATION

EASY POSITIONING

HIGH RESISTANCE TO CHEMICALS

USED BY FIRST RESPONSE UNITS

The storm-drain sealing set is used to quickly seal roadside storm-drains in the event of chemical spill and to keep contaminants out of drainage system. Used as a standard equipment by first response units.



TECHNICAL DATA

TYPE	PART NUMBER	SIZE USAGE RANGE		WEIGHT	WORKING PRESSURE	DEFLATED PLUG DIMENSIONS		RUBBER BODY	INFLATION VALVE
		MIN. DIAMETER	MAX. DIAMETER			DIAMETER	LENGTH		
		[mm] / [inch]	[mm] / [inch]			[kg] / [lbs]	[bar] / [psi]	[mm] / [inch]	[mm] / [inch]
GULLY 100-150	528571	100 / 4"	150 / 6"	0.5 / 1	2.5 / 36	86 / 3.4"	200 / 8"	165 / 7"	R 1/4"
GULLY 300-500	528157	300 / 12"	500 / 20"	3.8 / 8	0.5 / 7.3	274 / 11"	385 / 15"	350 / 14"	R 1/4"

GULLY SET 100-150



PART NUMBER	DESCRIPTION	QUANTITY [pcs]
528571	Gully plug 100-150 2.5 bar (36 psi) with inflation hose 2.5 m (8') and rope 2.5 m (8')	4
528875	Foot pump with safety valve 2.5 bar (36 psi), 3.0 kg (6.6 lbs)	1
528744	Positioning rod, 1.5 m (5') 3-part, 2.2 kg (5 lbs)	1
528871	Portable case Type 2, 609 × 409 × 140 mm (24" × 16" × 5.5"), 3.5 kg (7.7 lbs)	1

GULLY SET 300-500



PART NUMBER	DESCRIPTION	QUANTITY [pcs]
528157	Gully plug 300-500 0.5 bar (7.3 psi) with inflation hose 2 m (6.6') and rope 2 m (6.6')	1
529385	Inflation and safety device with finger-tight connector, pressure reducer, safety valve 0.5 bar (7.3 psi), pressure gauge and safety coupling, 1.0 kg (2.2 lbs)	1
523002	Compressed air cylinder 200 bar (2900 psi), 1l (61 cu.in.), 1.9 kg (4 lbs)	1
528871	Portable case Type 2 609 × 409 × 140 mm (24" × 16" × 5,5"), 3.5 kg (7.7 lbs)	1

2.3

LEAK SEALING LANCE SET



TYPE 14

EASY HANDLING

QUICK SEALING

LOW AIR REQUIREMENT


SUPERIOR GRIP SURFACE

The leak sealing lance set can seal holes at a distance with a remote placement and inflation lance. Sealing wedges work well in quick sealing of tanks that have been punctured by a forklift blade. Sealing cones work well in sealing of round hole punctures.



TECHNICAL DATA

TYPE	PART NUMBER	SIZE USAGE RANGE		WEIGHT	WORKING PRESSURE	DEFLATED PLUG DIMENSIONS			INFLATION VALVE
		HEIGHT	WIDTH			LENGTH	WIDTH	HEIGHT	
		[mm] / [inch]	[mm] / [inch]			[mm] / [inch]	[mm] / [inch]	[mm] / [inch]	Thread size
WEDGE-SHAPED SEALING BAG TYPE 1	528386	15-45 / 0.6"-1.8"	60-80 / 2.4"-3"	0.3 / 0.7	1.5 / 22	230 / 9"	60 / 2.4"	50 / 2"	R 1/4"
WEDGE-SHAPED SEALING BAG TYPE 2	528387	15-45 / 0.6"-2.8"	80-110 / 3"-4"	0.4 / 0.9	1.5 / 22	230 / 9"	80 / 3"	55 / 2.2"	R 1/4"
WEDGE-SHAPED SEALING BAG TYPE 3	528388	30-60 / 1.2"-2.4"	110-170 / 4"-7"	0.5 / 1.1	1.5 / 22	230 / 9"	110 / 4"	70 / 3"	R 1/4"
CONE-SHAPED SEALING BAG	528389	Ø 30-90 / Ø 1.2"-3.5"		0.3 / 0.7	1.5 / 22	230 / 9"	Ø 65 / Ø 2.6"	Ø 7 / Ø 0.3"	R 1/4"



PART NUMBER	DESCRIPTION	QUANTITY [pc]
528386	Wedge-shaped sealing bag type 1	1
528387	Wedge-shaped sealing bag type 2	1
528388	Wedge-shaped sealing bag type 3	1
528389	Cone-shaped sealing bag	1
528618	Push and inflation rod, 35 cm (14"), chain, deflation nipple, 0.5 kg (1.1 lbs)	1
528619	Push and inflation rod, 35 cm (14"), 0.4 kg (0.88 lbs)	3
529510	Shut-off unit, 0.7 kg (1.5 lbs)	1
528873	Foot pump with safety valve 1.5 bar (22 psi), 2.9 kg (6.4 lbs)	1
532632	Portable case Type 1 470 × 360 × 120 mm (18.5" × 14" × 5"), 1.7 kg (3.7 lbs)	1
529087	Splash disc, 0.4 kg (0.88 lbs)	1

**OIL-RESISTANT
PLUGS**

**ELECTROSTATIC AND
SPARK PROTECTED PARTS**

**CORROSION-RESISTANT
PARTS**

**USED BY FIRST
RESPONSE UNITS**



The pipe plug kit consists of oil-resistant plugs with electrostatic and spark resistant accessories. It is used by first response units for sealing pipes of different sizes or other round holes in tanks, barrels, etc.

TECHNICAL DATA

TYPE	PART NUMBER	SIZE USAGE RANGE		WEIGHT	WORKING PRESSURE	DEFLATED PLUG DIMENSIONS		INFLATION VALVE	BYPASS DIAMETER
		MIN. DIAMETER	MAX. DIAMETER			DIAMETER	TOTAL LENGHT		
		[mm] / [inch]	[mm] / [inch]			[kg] / [lbs]	[bar] / [psi]	[mm] / [inch]	[mm] / [inch]
ELLIPTICAL PLUGGY G1 50-80 C	542488	45 / 2"	80 / 3"	0.3 / 0.7	3 / 44	45 / 2"	280 / 11"	R 1/4"	/
ELLIPTICAL PLUGGY G2 80-130 C	542489	75 / 3"	130 / 5"	0.4 / 0.9	2.5 / 36	76 / 3"	360 / 14"	R 1/4"	/
ELLIPTICAL PLUGGY G3 100-160 C	542490	100 / 4"	160 / 6"	0.6 / 1.3	2 / 29	98 / 4"	420 / 17"	R 3/8"	/
PNEUMATIC PLUG TYPE Z1 C	523289	20 / 1"	30 / 1"	0.01 / 0.02	2.5 / 36	19 / 1"	65 / 3"	R 1/8"	/
PNEUMATIC PLUG TYPE Z1 1/2 C	523290	33 / 1"	40 / 2"	0.1 / 0.2	2.5 / 36	32 / 1"	70 / 3"	R 1/4"	/
PNEUMATIC PLUG TYPE Z2/3 C	523292	50 / 2"	75 / 3"	0.1 / 0.2	2.5 / 36	45 / 2"	80 / 3"	R 1/4"	/
PNEUMATIC PLUG TYPE Z3/4 C	523294	75 / 3"	100 / 4"	0.3 / 0.7	2.5 / 36	70 / 3"	100 / 4"	R 1/4"	/
PNEUMATIC PLUG TYPE Z4/6 C	523296	100 / 4"	150 / 6"	0.5 / 1.1	2.5 / 36	85 / 4"	165 / 7"	R 1/4"	/
PNEUMATIC PLUG TYPE S2 C	523302	50 / 2"		0.2 / 0.4	2.5 / 36	45 / 2"	80 / 3"	R 1/8"	1/8"
PNEUMATIC PLUG TYPE S3/4 C	523304	75 / 3"	100 / 4"	0.4 / 0.9	2.5 / 36	70 / 3"	100 / 4"	R 1/8"	1/2"
PNEUMATIC PLUG TYPE S4/6 C	523307	100 / 4"	150 / 6"	0.7 / 1.5	2.5 / 36	85 / 4"	165 / 7"	R 1/8"	1/2"

2.4

PIPE PLUG KIT



PART NUMBER	DESCRIPTION	QUANTITY [pc]
542488	Elliptical Plugy G1 50-80 C	1
542489	Elliptical Plugy G2 80-130 C	1
542490	Elliptical Plugy G3 100-160 C	1
523289	Pneumatic plug type Z1 C	1
523290	Pneumatic plug type Z1 1/2 C	1
523292	Pneumatic plug type Z2/3 C	1
523294	Pneumatic plug type Z3/4 C	1
523296	Pneumatic plug type Z4/6 C	1
523302	Pneumatic plug type S2 C	1
523304	Pneumatic plug type S3/4 C	1
523307	Pneumatic plug type S4/6 C	1
541951	Tyre valve extension hose 1 m (3'), 0.1 kg (0.22 lbs)	2
551285	Inflation hose 3 m (10'), antistatic, 0.3 kg (0.66 lbs)	1
541957	Static discharge kit, 0.5 kg (0.11 lbs)	1
541960	Hand pump - mini, 0.2 kg (0.44 lbs)	1
541952	Shut-off valve R 1/8", 0.3 kg (0.66 lbs)	1
541953	Shut-off valve R 1/2", 0.3 kg (0.66 lbs)	1
541958	Bag of corks, 0.03 kg (0.066 lbs)	1
580018	Controlling pressure gauge - up to 3 bar (44 psi), 0.2 kg (0.44 lbs)	1
542217	Portable case type 3, 609 × 409 × 140 mm (24" × 16" × 5.5") with foam, 4.0 kg (8.8 lbs)	1



TYPE 14

MINI LEAK SEALING BAGS

2.5

FLEXIBLE DESIGN

EASY POSITIONING

USED BY FIRST RESPONSE UNIT

LOW AIR REQUIREMENT



Mini leak sealing bags are used for sealing leaks in small tanks and barrels. Simply strap the bag to the container or pipe and inflate to initiate a seal.

TECHNICAL DATA

TYPE	PART NUMBER	DIMENSIONS			WEIGHT	WORKING PRESSURE	SEALING SURFACE DIMENSIONS		SEALING PRESSURE	AIR REQUIREMENT
		LENGTH	WIDTH	HEIGHT			LENGTH	WIDTH		
		[cm] / [inch]	[cm] / [inch]	[cm] / [inch]			[cm] / [inch]	[cm] / [inch]		
T1	78082	15 / 6	15 / 6	1.2 / 0.5	0.4 / 1	1.5 / 22	10 / 4	10 / 4	1.4 / 20	1.2 / 0.04
T2	78096	22.5 / 9	22.5 / 9	1.2 / 0.5	0.8 / 2	1.5 / 22	17.5 / 7	17.5 / 7	1.4 / 20	4.5 / 0.2
T3	78099	30 / 12	30 / 12	1.2 / 0.5	1.4 / 3	1.5 / 22	25 / 10	25 / 10	1.4 / 20	10.5 / 0.4



PART NUMBER	DESCRIPTION	QUANTITY [pc]
78082	Type T1	1
78096	Type T2	1
78099	Type T3	1
528873	Foot-operated pump with safety valve 1.5 bar (22 psi), 2.9 kg (6.4 lbs)	1
60167	Fastening belts, 150 cm (5') long, yellow, 0.2 kg (0.44 lbs)	2
60169	Fastening belts, 300 cm (10') long, yellow, 0.4 kg (0.88 lbs)	3
528871	Portable case Type 2, 609 × 409 × 140 mm (24" × 16" × 5.5"), 3.5 kg (7.7 lbs)	1

2.6

LARGE LEAK SEALING BAGS



M1, M2
TYPE 14

FLEXIBLE DESIGN

EASY POSITIONING

USED BY FIRST RESPONSE UNIT

LOW AIR REQUIREMENT

Large leak sealing bags are used for fast and temporary leak sealing. They are used on tanks, in large pipes and containers of all shapes and sizes. They are suitable for use with majority of hazardous liquids, fuels, water, oils, etc. Strap the bag and inflate it with air. Use sealing plates and acid bags for additional protection.



TECHNICAL DATA

TYPE	PART NUMBER	DIMENSIONS			WEIGHT	WORKING PRESSURE	SEALING SURFACE DIMENSIONS		SEALING PRESSURE	AIR REQUIREMENT
		LENGTH	WIDTH	HEIGHT			LENGTH	WIDTH		
		[cm] / [inch]	[cm] / [inch]	[cm] / [inch]			[cm] / [inch]	[cm] / [inch]		
M1- 1.5 bar / 22 psi	60043	62 / 24"	30 / 12"	2 / 0.8"	4.5 / 10	1.5 / 22	50 / 20"	30 / 12"	1.4 / 20	20 / 0.7
M1/6- 6 bar / 87 psi	291293	62 / 24"	30 / 12"	2 / 0.8"	4.6 / 10	6 / 87	50 / 20"	30 / 12"	5 / 73	50 / 1.8
M1/10-10 bar / 145 psi	282293	62 / 24"	30 / 12"	2 / 0.8"	4.6 / 10	10 / 145	50 / 20"	30 / 12"	9 / 131	70 / 2.5
M2-1.5 bar / 22 psi	60350	62 / 24"	30 / 12"	2 / 0.8"	6.2 / 14	1.5 / 22	50 / 20"	30 / 12"	1.4 / 20	20 / 0.7

M1 SET - 1.5 bar (22 psi) WITH BELT GUIDING SLITS



PART NUMBER	DESCRIPTION	QUANTITY [pc]
60043	Leak sealing bag, Type M1, with belt guiding slits	1
528873	Foot-operated pump with safety valve 1.5 bar (22 psi), 2.9 kg (6.4 lbs)	1
529094	Inflation hose, 10 m (33'), with chain and deflation nipple, 1.4 kg (3 lbs)	1
60166	Tensioning and extension belt, 10 m (33') long, yellow, with ratchet, 2.0 kg (4.4 lbs)	2
60165	Tensioning and extension belt, 10 m (33') long, orange, with ratchet, 2.1 kg (4.6 lbs)	2
524551	Sealing plate, 600 × 300 × 30 mm (24" × 12" × 1.2") CR, 1.0 kg (2.2 lbs)	2
524552	Sealing plate, 1000 × 300 × 30 mm (40" × 12" × 1.2") CR, 1.5 kg (3.3 lbs)	1
528304	Acid proof protection bag for M1, 0.4 kg (0.88 lbs)	1
587296	Portable case, 800 × 600 × 235 mm (32" × 24" × 9"), 4.6 kg (10 lbs)	1



**M1-6, M1-10
TYPE 26**

LARGE LEAK SEALING BAGS

2.6


M1/6 SET - 6 BAR (87 PSI) WITH BELT GUIDING SLITS

PART NUMBER	DESCRIPTION	QUANTITY [pc]
291293	Leak sealing bag, type M1/6 with belt guiding slits	1
531542	Single controller 6 bar (87 psi), fitting, 0.9 kg (2 lbs)	1
577351	Inflation hose, 10 m (33'), blue with chain and deflation nipple, 1.4 kg (3 lbs)	1
531465 + 576563	Tensioning and extension belt (2× red+1× blue), 10 m (33') long, with ratchet, 2 kg (4.4 lbs)	2+1
528304	Acid proof protection bag for M1, 0.4 kg (0.88 lbs)	1
587296	Portable case 800 × 600 × 235 mm (32" × 24" × 9"), 4.6 kg (10 lbs)	1

M1/10 SET - 10 BAR (145 PSI) WITH BELT GUIDING SLITS

PART NUMBER	DESCRIPTION	QUANTITY [pc]
282293	Leak sealing bag, type M1/10 with belt guiding slits	1
531543	Single controller 10 bar (145 psi), fitting, 0.9 kg (2 lbs)	1
577351	Inflation hose, 10 m (33'), blue with chain and deflation nipple, 1.4 kg (3 lbs)	1
531465 + 576563	Tensioning and extension belt (2× red+1× blue), 10 m (33') long, with ratchet, 2 kg (4.4 lbs)	2+1
528304	Acid proof protection bag for M1/10, 0.4 kg (0.88 lbs)	1
587296	Portable case 800 × 600 × 235 mm (32" × 24" × 9"), 4.6 kg (10 lbs)	1

M2 SET - 1.5 BAR (22 PSI) WITH SWIVEL EYES



PART NUMBER	DESCRIPTION	QUANTITY [pc]
60350	Leak sealing bag, type M2 with swivel eyes	1
528873	Foot-operated pump with safety valve 1.5 bar (22 psi), 2.9 kg (6.4 lbs)	1
529094	Inflation hose, 10 m (33'), blue with chain and deflation nipple, 1.4 kg (3 lbs)	1
60353	Ratchet belt, 2 m (6.6'), orange, 1.5 kg (3.3 lbs)	1
60357	Ratchet belt, 2 m (6.6'), yellow, 1.5 kg (3.3 lbs)	1
60354	Fastening belt, 5 m (16'), orange, 0.8 kg (1.8 lbs)	1
60365	Fastening belt, 5 m (16'), yellow, 0.8 kg (1.8 lbs)	1
60166	Tensioning and extension belt, 10 m (33') long, yellow, with ratchet, 2.0 kg (4.4 lbs)	1
60165	Tensioning and extension belt, 10 m (33') long, orange, with ratchet, 2.1 kg (4.6 lbs)	1
524551	Sealing plate, 600 × 300 × 30 mm (24" × 12" × 1.2"), CR, 1.0 kg (2.2 lbs)	2
524552	Sealing plate, 1000 × 300 × 30 mm (40" × 12" × 1.2"), CR, 1.5 kg (3.3 lbs)	1
525564	Acid proof protection bag for M2, 0.4 kg (0.88 lbs)	1
587296	Portable case 800 × 600 × 235 mm (32" × 24" × 9"), 4.6 kg (10 lbs)	1

2.7

SEALING TUBES

STAINLESS STEEL
TYPE 25

**EASY
POSITIONING**

**USED FOR PIPE DIAMETERS
UP TO 22 cm (9")**

**STAINLESS
STEEL PARTS**

**PERFECT FOR
INDUSTRIAL USAGE**

Sealing tubes are used for a fast and temporary leak sealing of pipe bends and difficult-to-access pipe connections.



TECHNICAL DATA

TYPE	PART NUMBER	DIMENSIONS		WEIGHT	WORKING PRESSURE	AIR REQUIREMENT
		DIAMETER	LENGTH			
		[cm] / [inch]	[cm] / [ft]			
ST 150	575160	2.5 / 1"	150 / 5'	1.1 / 2.4	10 / 145	8.1 / 0.3
ST 250	575161	2.5 / 1"	250 / 8'	1.5 / 3.3	10 / 145	13.5 / 0.5
ST 350	575162	2.5 / 1"	350 / 11.5'	1.8 / 4	10 / 145	18.8 / 0.7



	PART NUMBER	DESCRIPTION	QUANTITY [pc]
LARGE SEALING TUBE SET	575160	Sealing tube 1.5 m (5'), type ST 150	1
	575161	Sealing tube 2.5 m (8'), type ST 250	1
	575162	Sealing tube 3.5 m (11.5'), type ST 350	1
	576506	Inflation control valve BRASS, 0.7 kg (1.5 lbs)	1
	576566	Inflation hose 10 m (33') EPDM, 3.0 kg (6.6 lbs)	1
	576471	Sealing pad (FKM material), 0.05 kg (0.1 lbs)	1
	577590	Sealing pad (NBR material), 0.03 kg (0.07 lbs)	1
	577591	Sealing pad (EPDM material), 0.03 kg (0.07 lbs)	1
	576510	Deflation valve BRASS, 0.4 kg (0.88 lbs)	1
	615153	Pressure regulator 200/300 bar (2900/4350 psi), 1.7 kg (3.7 lbs)	1
528871	Portable case type 2, 609 × 409 × 140 (24" × 16" × 5.5"), 3.5 kg (7.7 lbs)	1	
MEDIUM SEALING TUBE SET	575161	Sealing tube 2.5 m (8'), type ST 250	1
	576610	Inflation control valve BRASS, 0.7 kg (1.5 lbs)	1
	576566	Inflation hose 10 m (33'), EPDM, 3.0 kg (6.6 lbs)	1
	576471	Sealing pad (FKM material), 0.05 kg (0.1 lbs)	1
	576510	Deflation valve BRASS, 0.4 kg (0.88 lbs)	1
	532632	Portable case type 1, 470 × 360 × 120 mm (19" × 14" × 5"), 1.7 kg (3.7 lbs)	1



TYPE 14

SEALING BANDAGES

2.8

FLEXIBLE DESIGN


EASY POSITIONING

A WIDE RANGE OF APPLICATIONS

CHEMICAL-RESISTANT RUBBER COMPOUND



Sealing bandages are used for sealing pipes from the outside. The bandages are made of highly chemical-resistant rubber compound, which retains a high level of flexibility in most demanding applications and situations.



TECHNICAL DATA

TYPE	PART NUMBER	SIZE USAGE RANGE	DIMENSIONS			WEIGHT	WORKING PRESSURE
			LENGTH	WIDTH	HEIGHT		
			[cm] / [inch]	[cm] / [inch]	[cm] / [inch]		
SB1	515713	5 - 8 / 2 - 3"	25 / 10"	12.5 / 5"	1 / 0.4"	2.1 / 5	1.5 / 22
SB2	525813	5 - 20 / 2 - 8"	98 / 39"	12.5 / 5"	1 / 0.4"	3.5 / 8	1.5 / 22
SB3	525065	5 - 20 / 2 - 8"	98 / 39"	21.0 / 8"	1 / 0.4"	3.9 / 9	1.5 / 22
SB4	525066	20 - 45 / 8 - 18"	170 / 67"	21.0 / 8"	1 / 0.4"	6.7 / 15	1.5 / 22
SB5	525277	5 - 18 / 2 - 7"	80 / 32"	25.0 / 10"	1 / 0.4"	4.3 / 10	1.5 / 22
SB6	514376	5 - 15 / 2 - 6"	65 / 26"	45.0 / 18"	1 / 0.4"	5.5 / 12	1.5 / 22
SB7	516042	10 - 35 / 4 - 14"	130 / 51"	45.0 / 18"	1 / 0.4"	9.1 / 20	1.5 / 22
SB8	525814	20 - 45 / 8 - 18"	170 / 67"	45.0 / 18"	1 / 0.4"	11.1 / 25	1.5 / 22

ACCESSORIES



INFLATION HOSE WITH CHAIN AND DEFLATION NIPPLE
10 m (33')
1.4 kg (3 lbs)
 529094



SINGLE FITTING CONTROLLER
1.5 bar (22 psi)
0.9 kg (2 lbs)
 529663



FOOT PUMP WITH SAFETY VALVE
1.5 bar (22 psi)
2.9 kg (6.4 lbs)
 528873

2.9

VACUUM DRAINAGE BAG



TYPE 26

EASY POSITIONING

NO STRAPS NEEDED

A CONTROLLED TRANSFER OF LIQUIDS

ROUND SHAPE

The vacuum drainage bag seals leaks without using straps. Vacuum bags work well on large storage tanks and wide flat surfaces that can't be strapped. Vacuum sealing drainage bags seal and stick by creating a vacuum, which is why belts are not needed. A vacuum is created by using air-pressure from a high-pressure air source.



TECHNICAL DATA

TYPE	PART NUMBER	DIMENSIONS	WEIGHT	WORKING PRESSURE	VACUUM	DRAINAGE SURFACE DIMENSIONS	SEALING PRESSURE	AIR REQUIREMENT
		DIAMETER				DIAMETER		
		[cm] / [inch]				[kg] / [lbs]		
TB 50	528345	50 / 20	5.4 / 12	8 / 116	0.85 / 12	20 / 8"	1.4 / 20	1.2 / 0.04



PART NUMBER	DESCRIPTION	QUANTITY [pc]
528345	Vacuum drainage bag TB 50	1
529103	Ball valve, storz D, stainless, 0.6 kg (1.3 lbs)	1
529153	Transparent venting and drainage hose, storz D, 5 m (16'), 1.4 kg (3 lbs)	1
76686	Inflation hose, yellow, 10 m (33'), system 2.5 bar (36 psi), 1.3 kg (2.9 lbs)	1
587296	Portable case, 800 × 600 × 235 (32" × 24" × 9"), 0.2 kg (0.44 lbs)	1



TYPE 14

DRAINAGE SEALING BAG

2.10

FLEXIBLE DESIGN

EASY POSITIONING

A CONTROLLED TRANSFER OF LIQUIDS

CHEMICAL-RESISTANT RUBBER COMPOUND



Drainage sealing bags are fixed onto tanks with straps. Drainage sealing bags have an inflatable sealing perimeter which stops the leak but still allows venting and a controlled draining of liquid from the tank. Drainage sealing bags are suitable for use with fuels and many other toxic chemicals.

TECHNICAL DATA

TYPE	PART NUMBER	DIMENSIONS			WEIGHT	WORKING PRESSURE	SEALING SURFACE DIMENSIONS			SEALING PRESSURE	AIR REQUIREMENT
		LENGTH	WIDTH	HEIGHT			LENGTH	WIDTH	HEIGHT		
		[cm] / [inch]	[cm] / [inch]	[cm] / [inch]			[cm] / [inch]	[cm] / [inch]	[kg] / [lbs]		
M1-1	528344	62 / 24"	30 / 12"	5.5 / 2"	9.1 / 20	1.5 / 22	40 / 16"	20 / 8"	3.5 / 1.4	1 / 15	10 / 0.4



PART NUMBER	DESCRIPTION	QUANTITY [pc]
528344	Leak drainage bag M1-1	1
528873	Foot pump with safety valve 1.5 bar (22 psi), 2.9 kg (6.4 lbs)	1
529094	Inflation hose 10 m (33'), blue with chain and deflation nipple, 1.4 kg (3 lbs)	1
60166	Tensioning and extension belts, 10 m (33') long, yellow, with ratchet, 2.0 kg (4.4 lbs)	2
60165	Tensioning and extension belts, 10 m (33') long, orange, with ratchet, 2.1 kg (4.6 lbs)	2
529103	Ball valve, storz D, stainless, 0.6 kg (1.3 lbs)	1
529153	Transparent venting and drainage hose, 5 m (16'), storz D, 1.4 kg (3 lbs)	1
587296	Portable case, 800 × 600 × 235 (32" × 24" × 9"), 0.2 kg (0.44 lbs)	1

2.11

DRAINAGE PIPE SEALING BAGS

EASY POSITIONING

FLEXIBLE SEALING SLEEVES

A CONTROLLED TRANSFER OF LIQUIDS

SPECIAL ZIPPING SYSTEM

Drainage pipe sealing bags are perfect solution for leakages on pipe connections. Drainage pipe sealing bags have a built-in zipper that allows a simple positioning.



TECHNICAL DATA

TYPE	PART NUMBER	SUITABLE FOR OUTSIDE PIPE DIAMETER (DIN 2448, DIN 2458)		DIMENSIONS	
		NOMINAL PIPE SIZE	OUTSIDE PIPE DIAMETER	DIAMETER	LENGHT
		[mm] / [inch]	[mm] / [inch]	[cm] / [inch]	[cm] / [inch]
FLS 50	608005	50 / 2"	60.3 / 2.4"	26 / 10"	95 / 37"
FLS 80	608006	80 / 3"	89 / 3.5"	26 / 10"	95 / 37"
FLS 100	608007	100 / 4"	114.3 / 4.5"	26 / 10"	95 / 37"

ADVANTAGES OF OUR DRAINAGE PIPE SEALING BAGS



Zipper

Straps



Ball valve for a controlled transfer of liquids

ACCESSORIES



TRANSPARENT VENTING AND DRAINAGE HOSE
STORZ D
 5 m (16')
 1.5 bar (22 psi)
 1.4 kg (3 lbs)
 529153

MEGA LEAK SEALING KIT

2.12

**NON-CORROSIVE
DESIGN**

**SELF-CONTAINED
KIT**

**SEALED
WATERPROOF CASE**

**ALL-IN-ONE
SOLUTION**



The mega leak sealing kit is designed for leak containment in the petroleum, chemical and LNG (liquid natural gas) industries. Deploy the kit at chemical processing plants, oil refineries, LNG plant trains, regasification terminals, exploration and drilling platforms, ocean transport vessels, railways and pipeline transport facilities.



2.12

MEGA LEAK SEALING KIT

THE MEGA SEALING KIT CONSISTS OF:

	PART NUMBER	DESCRIPTION	QUANTITY [pc]
CASES	577688	Mega black case, 38.0 kg (84 lbs)	1
	562160	Medium black case with foam, 5.0 kg (11 lbs)	1
	566529	Small black case with foam, 3.0 kg (6.6 lbs)	2
MK M1 SET - 1.5 BAR	60043	Leak sealing bag, Type M1 with belt guiding slits	1
	529094	Inflation hose, 10 m (33'), with chain and deflation nipple, 1.4 kg (3 lbs)	1
	60166	Tensioning and extension belts, 10 m (33') long, yellow, with ratchet, 2.0 kg (4.4 lbs)	1
	60165	Tensioning and extension belts, 10 m (33') long, orange, with ratchet, 2.1 kg (4.6 lbs)	1
	524551	Sealing plate, 600 × 300 × 30 mm, (24" × 12" × 1,2") CR, 1.0 kg (2.2 lbs)	2
	524552	Sealing plate, 1000 × 300 × 30 mm, (40" × 12" × 1,2"), CR, 1.5 kg (3.3 lbs)	2
	528304	Acid proof protection bag for M1, 0.4 kg (0.88 lbs)	1
	MK LEAK SEALING LANCE SET	528386	Wedge-shaped sealing bag type 1
528387		Wedge-shaped sealing bag type 2	1
528388		Wedge-shaped sealing bag type 3	1
528389		Cone-shaped sealing bag	1
528618		Push and inflation rod, 35 cm (14'), chain, deflation nipple, 0.5 kg (1.1 lbs)	1
528619		Push and inflation rod, 35 cm (14'), 0.4 kg (0.88 lbs)	3
529510		Shut-off unit, 0.7 kg (1.5 lbs)	1
528873		Foot-operated pump with safety valve, 1.5 bar (22 psi), 2.9 kg (6.4 lbs)	1
529087		Splash disc, 0.04 kg (0.088 lbs)	1
MK MINI LEAK SEALING BAGS SET		78082	Type T1 1
	78096	Type T2	1
	78099	Type T3	1
	528873	Foot-operated pump with safety valve, 1.5 bar (22 psi), 2.9 kg (6.4 lbs)	1
	60167	Fastening belts, 150 cm (5') long, yellow, 0.2 kg (0.44 lbs)	2
	60169	Fastening belts, 300 cm (10') long, yellow, 0.4 kg (0.88 lbs)	3
	MK SEALING BANDAGES SET	515713	SB 1 125 × 250 mm (5" × 10")
525813		SB 2 125 × 980 mm (5" × 39")	1
525277		SB 5 250 × 800 mm (10" × 32")	1
516042		SB 7 450 × 1300 mm (18" × 51")	1
525814		SB 8 450 × 1700 mm (18" × 70")	1
576567		Inflation hose EPDM with chain and deflation nipple, 10 m (33'), 3.0 kg (6.6 lbs)	1
MK PIPE PLUG KIT		542488	Elliptical Plugy G1 50-80 C
	542489	Elliptical Plugy G2 80-130 C	1
	542490	Elliptical Plugy G3 100-160 C	1
	523289	Pneumatic plug type Z1 C	1
	523290	Pneumatic plug type Z1 1/2 C	1
	523292	Pneumatic plug type Z2/3 C	1
	523294	Pneumatic plug type Z3/4 C	1
	523296	Pneumatic plug type Z4/6 C	1
	523302	Pneumatic plug type S2 C	1
	523304	Pneumatic plug type S3/4 C	1
	523307	Pneumatic plug type S4/6 C	1
	541951	Tyre valve extension hose 1 m (3.3'), 0.1 kg (0.22 lbs)	2
	551285	Inflation hose 3 m (10'), antistatic, 0.3 kg (0.66 lbs)	1
	541957	Static discharge kit, 0.5 kg (1.1 lbs)	1
	541960	Hand pump - mini, 0.2 kg (0.44 lbs)	1
	541952	Shut-off valve R 1/8", 0.3 kg (0.66 lbs)	1
	541953	Shut-off valve R 1/2", 0.3 kg (0.66 lbs)	1
	541958	Bag of corks, 0.03 kg (0.066 lbs)	1
	580018	Controlling pressure gauge - up to 3 bar (44 psi), 0.2 kg (0.44 lbs)	1
	MK OIL-RESISTANT PLUGSY SET	576566	Inflation hose 10 m (33'), black, 3.0 kg (6.6 lbs)
567165		CR inflation hose 3 m (10'), black, 1.5 kg (3.3 lbs)	2
560195		Pressure reducer - 200/300 bar (2900/4350psi), 1.7 kg (3.7 lbs)	1
60310		Single fitting controller 2.5 bar (36 psi), 0.9 kg (2 lbs)	1
526635		Plugsy C 200-400	1
525324		Air cylinder 2l (122 cu.in.) - 200 bar (2900 psi), 3 kg (6.6 lbs)	1

THIS IS OUR STANDARD MEGA SET. CUSTOM MADE MEGA KITS ARE AVAILABLE UPON REQUEST.

Flexible tanks

USER MANUAL



3.1

SELF-SUPPORTING INTERCEPTIVE TANKS

SELF-SUPPORTING DESIGN

They are used for emergency interception of hazardous liquids or for creating water supplies (fire extinguishing, snowmaking, etc.). As the self-supporting tank begins to fill with liquid, its unique design allows it to automatically become self-supporting. These tanks are strong, light in weight and fold up into a small space. A filled tank can be covered with a cover that prevents unwanted materials from entering the stored fluid.

STORAGE OF VARIOUS LIQUIDS

SUPERB STABILITY

EASY TO MAINTAIN



TECHNICAL DATA

TYPE	PART NUMBER	CAPACITY	DIMENSIONS					WEIGHT	VALVE	NO. OF SIDES
			EMPTY		FULL					
			DIAMETER		DIAMETER		HEIGHT	RUBBER		
			BOTTOM	HEIGHT	BOTTOM	TOP			Thread size	
[m³] / [US gallons]	[m] / [inch or ft.]	[m] / [inch]	[m] / [inch or ft.]	[m] / [inch or ft.]	[m] / [inch]	[kg] / [lbs]				
PS 1000	518567	1 / 264	2.2 / 87"	0.2 / 8"	2.2 / 87"	1.4 / 55"	0.8 / 39"	18 / 40	R 2"	6
PS 1500	530604	1.5 / 396	2.2 / 87"	0.2 / 8"	2.2 / 87"	1.4 / 55"	0.8 / 39"	24 / 53	R 2"	6
PS 2000	516537	2 / 528	2.6 / 102"	0.2 / 8"	2.6 / 102"	1.5 / 59"	0.9 / 35"	28 / 62	R 2"	6
PS 2500	530605	2.5 / 660	2.6 / 102"	0.2 / 8"	2.6 / 102"	1.5 / 59"	0.9 / 35"	29 / 64	R 2"	6
PS 3000	76489	3 / 793	2.5 / 98"	0.2 / 8"	2.5 / 98"	1.7 / 67"	0.9 / 35"	32 / 71	R 2"	6
PS 4000	530606	4 / 1056	2.9 / 10'	0.2 / 8"	2.9 / 10'	2 / 79"	1.1 / 43"	40 / 88	R 2"	6
PS 5000	77789	5 / 1320	3.1 / 10'	0.2 / 8"	3.1 / 10'	2.2 / 87"	1.2 / 47"	45 / 99	R 2"	6
PS 6000	510478	6 / 1584	3.5 / 11'	0.2 / 8"	3.5 / 11'	2.5 / 98"	1.15 / 45"	51 / 112	R 2"	6
PS 8000	521396	8 / 2113	4 / 13'	0.2 / 8"	4 / 13'	2.9 / 10'	1.2 / 47"	58 / 128	R 2"	6
PS 10000	519742	10 / 2641	4.4 / 14'	0.2 / 8"	4.4 / 14'	3.2 / 10'	1.2 / 47"	81 / 179	R 2"	8
PS 12000	510479	12 / 3169	4.6 / 15'	0.2 / 8"	4.6 / 15'	3.5 / 11'	1 / 39"	95 / 209	R 2"	8
PS 15000	530607	15 / 3962	5 / 16'	0.2 / 8"	5 / 16'	4 / 13'	1.2 / 47"	104 / 229	R 2"	8
PS 20000	530608	20 / 5283	5.7 / 19'	0.2 / 8"	5.7 / 19'	4.4 / 14'	1.2 / 47"	122 / 269	R 2"	8
PS 25000	530609	25 / 6603	6 / 20'	0.2 / 8"	6 / 20'	5 / 16'	1.2 / 47"	142 / 313	R 2"	10
PS 30000	530610	30 / 7924	6.5 / 21'	0.2 / 8"	6.5 / 21'	5.5 / 18'	1.2 / 47"	159 / 351	2 × R 2"	10
PS 40000	530611	40 / 10566	7.5 / 25'	0.2 / 8"	7.5 / 25'	6.2 / 20'	1.3 / 51"	202 / 445	2 × R 2"	10
PS 50000	530612	50 / 13207	8.3 / 27'	0.2 / 8"	8.3 / 27'	7 / 23'	1.3 / 51"	235 / 518	2 × R 2"	12

MATERIALS



PES (polyester) fabric coated with NBR/PVC provides resistance to UV rays, ozone and other heavy weather conditions.

STANDARD EQUIPMENT SUPPLIED WITH EACH TANK



**COUPLING SYSTEM –
STORZ C SYSTEM**



**INFLATION HOSE FOR
INFLATABLE COLLAR
(WITH THE CONNECTOR
TO THE COMPRESSOR)**

OPTIONAL EQUIPMENT PURCHASED SEPARATELY



REPAIR KIT



GROUNDSHEET



TOP COVER



PACKING BAG



HAND PUMP
6l (366 cu.in.), **2.8 kg** (6 lbs)
537734
4l (244 cu.in.), **2.3 kg** (5 lbs)
539072

THE NUMBER AND SIZE OF THE FILLING/DISCHARGE PORTS CAN BE ADAPTED TO CUSTOMER REQUIREMENTS.

3.2

CLOSED RUBBER TANKS



BALL VALVE

STORAGE OF VARIOUS LIQUIDS

Closed tanks are suitable for storage of various liquids, including water. They are pillow-shaped and equipped with two or more ports, depending on the size of the tank. The middle port on top is intended for venting air, whereas other ports allow filling and emptying of the tank.

EXTRA DURABLE MATERIAL

A WIDE CHOICE OF DIFFERENT SIZES

EASY TO MAINTAIN



TECHNICAL DATA

TYPE	PART NUMBER	CAPACITY [m³] / [US gallons]	DIMENSIONS					WEIGHT RUBBER [kg] / [lbs]	VALVE	
			EMPTY		FULL				INFLATION Thread size	VENT Thread size
			LENGTH [m] / [inch or ft.]	WIDTH [m] / [inch or ft.]	LENGTH [m] / [inch or ft.]	WIDTH [m] / [inch or ft.]	HEIGHT [m] / [inch]			
ZR 250	530702	0.25 / 66	1.3 / 51"	1.1 / 43"	1.1 / 43"	0.9 / 35"	0.4 / 16"	5 / 11	R 1"	R 1"
ZR 500	59652	0.5 / 132	1.8 / 71"	1.1 / 43"	1.4 / 55"	0.9 / 35"	0.5 / 20"	7 / 15	R 1"	R 1"
ZR 800	530703	0.8 / 211	1.9 / 75"	1.5 / 59"	1.5 / 59"	1.2 / 47"	0.6 / 24"	10 / 22	R 1"	R 1"
ZR 1000	59653	1 / 264	2.2 / 87"	1.5 / 59"	1.9 / 74"	1.3 / 51"	0.6 / 24"	12 / 26	R 2"	R 1"
ZR 1500	530704	1.5 / 396	2.4 / 94"	1.9 / 75"	2 / 79"	1.5 / 59"	0.7 / 28"	17 / 37	R 2"	R 1"
ZR 2000	63360	2 / 528	2.5 / 98"	1.9 / 75"	2.1 / 83"	1.5 / 59"	0.7 / 28"	19 / 42	R 2"	R 1"
ZR 2500	530705	2.5 / 660	2.6 / 102"	2.2 / 87"	2.1 / 83"	1.7 / 67"	0.9 / 35"	20 / 44	R 2"	R 1"
ZR 3000	51095	3 / 793	3 / 10'	2.4 / 94"	2.6 / 102"	2 / 79"	1 / 39"	27 / 60	R 2"	R 1"
ZR 4000	530706	4 / 1057	3.5 / 11'	2.4 / 94"	3.1 / 10'	2 / 79"	1 / 39"	29 / 64	R 2"	R 1"
ZR 5000	74037	5 / 1321	4.4 / 14'	2.4 / 94"	3.9 / 13'	2 / 79"	1 / 39"	42 / 93	R 2"	R 1"
ZR 6000	530727	6 / 1585	5 / 16'	2.4 / 94"	4.4 / 14'	2 / 79"	1.1 / 43"	45 / 99	R 2"	R 1"
ZR 8000	530707	8 / 2113	3.8 / 12'	3.5 / 11'	3.1 / 10'	3 / 10'	1.1 / 43"	48 / 106	R 2"	R 1"
ZR 10000	60783	10 / 2642	4 / 13'	3.8 / 12'	3.5 / 11'	3.3 / 11'	1.1 / 43"	51 / 112	2 × R 2"	R 2"
ZR 12000	530708	12 / 3170	4.3 / 14'	3.8 / 12'	3.8 / 12'	3.3 / 11'	1.2 / 47"	61 / 134	2 × R 2"	R 2"
ZR 15000	530709	15 / 3962	5 / 16'	3.8 / 12'	4.5 / 15'	3.3 / 11'	1.2 / 47"	75 / 165	2 × R 2"	R 2"
ZR 20000	530710	20 / 5283	5.5 / 18'	4.9 / 16'	5 / 16'	4.4 / 14'	1.3 / 51"	92 / 203	2 × R 2"	R 2"
ZR 25000	530711	25 / 6604	5.7 / 19'	5.3 / 17'	5.1 / 17'	4.8 / 16'	1.3 / 51"	126 / 278	2 × R 2"	R 2"
ZR 30000	530712	30 / 7925	6.1 / 20'	5.7 / 19'	5.3 / 17'	4.9 / 16'	1.3 / 51"	154 / 340	R 4"	R 2"
ZR 35000	530713	35 / 9246	6.3 / 21'	6.1 / 20'	5.5 / 18'	5.3 / 17'	1.4 / 55"	170 / 375	R 4"	R 2"
ZR 40000	530714	40 / 10567	6.7 / 22'	6.3 / 21'	5.9 / 19'	5.5 / 18'	1.4 / 55"	187 / 412	R 4"	R 2"
ZR 45000	530715	45 / 11888	12.8 / 42'	4.3 / 14'	12.3 / 40'	3.8 / 12'	1.2 / 47"	208 / 459	R 4"	R 2"
ZR 50000	530716	50 / 13209	7.4 / 24'	6.7 / 22'	6.5 / 21'	5.8 / 19'	1.5 / 59"	220 / 485	R 4"	R 2"

MATERIALS

PES (polyester) fabric coated with NBR/PVC provides resistance to UV rays, ozone and other heavy weather conditions.



STANDARD EQUIPMENT

SUPPLIED WITH EACH TANK



PVC BALL VALVE,
SIZES:
R 1", R 2" OR R 4"



VENT R 2"
(from 10–50 m³)
(from ZR 10000
to ZR 50000)



VENT R 1" (up to 10 m³)
(up to ZR 10000)

OPTIONAL EQUIPMENT

PURCHASED SEPARATELY



REPAIR KIT



GROUNDSHEET



TOP COVER



PACKING BAG

THE NUMBER AND SIZE OF THE FILLING/DISCHARGE PORTS CAN BE ADAPTED TO CUSTOMER REQUIREMENTS.

3.3

MOBILE DECANTING UNITS

A WIDE RANGE OF APPLICATIONS

SIMPLICITY

VERSATILE USABILITY

LOW WEIGHT

Mobile decanting units are suitable as preventive protection from hazardous liquid spills. An empty mobile decanting unit is placed under the object, from which hazardous liquids will be pumped. The inflatable collar is inflated by compressed air or a hand pump.



TECHNICAL DATA

TYPE	PART NUMBER	CAPACITY	DIMENSIONS (OUTER SIDE)			WEIGHT	WORKING PRESSURE	NO. OF HANDLES
			FULL					
			[m³] / [US Gallons]	LENGTH [m] / [ft.]	WIDTH [m] / [inch or ft.]	HEIGHT [m] / [inch]		
MP 800	76103	0.8 / 211	2.9 / 10'	2.4 / 94"	0.2 / 8"	20 / 44	0.3 / 4.35	4
MP 1000	530613	1 / 264	3.4 / 11'	2.4 / 94"	0.2 / 8"	23 / 51	0.3 / 4.35	4
MP 1500	76102	1.5 / 396	3.9 / 13'	2.9 / 10'	0.2 / 8"	30 / 66	0.3 / 4.35	4
MP 2000	530614	2 / 528	4.4 / 14'	3.4 / 11'	0.2 / 8"	39 / 86	0.3 / 4.35	4
MP 3000	530615	3 / 793	5.4 / 18'	3.9 / 13'	0.2 / 8"	52 / 115	0.3 / 4.35	4
MP 4000	73157	4 / 1057	7.4 / 24'	3.9 / 13'	0.2 / 8"	69 / 152	0.3 / 4.35	4
MP 5000	79358	5 / 1321	8.9 / 29'	3.9 / 13'	0.2 / 8"	82 / 181	0.3 / 4.35	4
MP 6000	60773	6 / 1585	10.4 / 34'	3.9 / 13'	0.2 / 8"	95 / 209	0.3 / 4.35	4
MP 7000	70053	7 / 1849	12.4 / 41'	3.9 / 13'	0.2 / 8"	113 / 149	0.3 / 4.35	4
MP 10000	530616	10 / 2642	17.4 / 57'	3.9 / 13'	0.2 / 8"	156 / 344	0.3 / 4.35	4
MP 12000	530617	12 / 3170	20.4 / 67'	3.9 / 13'	0.2 / 8"	182 / 401	0.3 / 4.35	4

MATERIALS



PES (polyester) fabric coated with NBR/PVC provides resistance to UV rays, ozone and other heavy weather conditions.

EQUIPMENT

SUPPLIED TOGETHER WITH EACH TANK



INFLATION HOSE FOR INFLATABLE COLLAR (WITH THE CONNECTOR TO THE COMPRESSOR)



INFLATION VALVE C7



PURCHASED SEPARATELY

HAND PUMP
6I (366 cu.in.),
2.8 kg (6 lbs)
 537734
4I (244 cu.in.),
2.3 kg (5 lbs)
 539072

THE NUMBER AND SIZE OF THE FILLING/DISCHARGE PORTS CAN BE ADAPTED TO CUSTOMER REQUIREMENTS.



Warranty & About us

1. GENERAL CONDITIONS

- 1.1. These warranty conditions apply as for Environmental protection and rescue products, manufactured by Trelleborg Slovenija, d.o.o. (hereinafter referred to as TBSLO), Product Area Environmental protection and rescue products (Products). If any provision of this warranty conditions would be contrary to any mandatory legal provisions in any particular jurisdiction, such provision shall apply to a maximum extent as provided for by such mandatory legal provisions.
- 1.2. Products which may be sold by TBSLO Product Area Environmental protection and rescue products but are not manufactured by it are not covered by this warranty and are sold exclusively with warranties, if any, by their original manufacturer.

2. MANAGEMENT OF THE PRODUCTS

- 2.1. In order to claim a remedy pursuant to this warranty, purchaser must conform to instructions for management of the Products, available at <https://www.trelleborg.com/en/seals-and-profiles/products-and-solutions/rescue-products-and-haz-mat/manuals>

3. WARRANTY

- 3.1. TBSLO warrants to the purchaser that for the period of twelve (12) months as of delivery of the Products, such Products shall be free from defects in material and workmanship, subject to normal and management of the Products, including, among others, proper storage. For high pressure lifting bags, the warranty period amounts to thirty-six (36) months as of delivery.
- 3.2. This warranty shall be in lieu of any other warranties, express or implied, including, but not limited to, any warranty of merchantability of fitness for a particular purpose.

4. EXCLUSION OF WARRANTY

- 4.1. Warranty shall be excluded in cases where the Products have not been used for the ordinary purpose or have been subject to abnormal conditions such as, but not limited to, misuse, mishandling (such as, but not limited to, cuts, tears, vandalism, fire, willful destruction, improper installation and/or improper maintenance, misapplication), use of unauthorized components or attachments or if adjustments or repairs have been performed by anyone other than TBSLO or its authorized agents.
- 4.2. Warranty shall also be excluded and TBSLO shall not be held liable in case of force majeure circumstances, such as, but not limited to:
 - war or threat of war, sabotage, insurrection, riots or requisition;
 - all laws, restrictions, regulations, by-laws, prohibitions or any other measures by the governmental, parliamentary or local bodies;
 - import and export regulations or embargo;
 - strikes, lock-outs or other industrial measures or trade disputes (if including Manufacturer's employees or third party);
 - difficulties with supply of raw materials, work force, fuel, parts or machinery;
 - power blackout, break of machinery.
- 4.3. TBSLO shall not be held liable for any deficiencies in Products manufactured according to drawings, designs, project drafts and/or specifications provided by the purchaser.
- 4.4. Ordinary wear and tear are not covered by this warranty.

5. MAKING A WARRANTY CLAIM

- 5.1. Purchaser is obliged to take delivery of the Products and perform an ordinary inspection of the Product upon delivery.

- 5.2. Any claim by the purchaser with reference to the Products shall be deemed waived unless submitted in writing to TBSLO within the earlier of (I) eight days as of the discovery of the defect, or (II) twelve months as of the date of delivery of the Products or thirty-six (36) months as of delivery of high pressure lifting bags. Discovery of the defect is deemed to have occurred when a defect could have reasonably been detected by the purchaser.

- 5.3. Claim must at least contain the following data:

- part number,
- serial number,
- description of defect,

and must be substantiated by adequate evidence, such as pictures... Upon request, TBSLO must be allowed to inspect the Product.

- 5.4. To obtain performance under this warranty, any products suspected of having a manufacturing defect in materials or workmanship shall be returned freight prepaid for inspection to TBSLO, Product Area Environmental protection and rescue products, Škofjeloška c. 6, 4000 Kranj, Slovenia.

6. REMEDIES AND LIMITATION OF LIABILITY

- 6.1. TBSLO shall decide on a claim within forty -five days after receiving a complete documentation and Product pursuant to art 5.
- 6.2. Providing TBSLO acknowledges the claim as justified, it shall, at its discretion, either:
 - repair the Product,
 - replace those components of the Product which are defective,
 - replace the Product, if repair is not possible or reasonable,
 - reimburse the consideration for the Product or its components which are defective.
- 6.3. Whenever TBSLO repairs or replaces the Product at its expense or reimburses the purchase price, it shall reimburse the purchaser, with a credit note, the same surface freight amount the purchaser had when returning the Product to TBSLO.
- 6.4. Remedies pursuant to this article 6 shall constitute the sole and exclusive remedy in the event of a breach of warranty.
- 6.5. For the avoidance of doubt, TBSLO shall never, whether in cases of breach of warranty or in any other case be liable for any incidental, consequential and/or non-pecuniary damages or damages having a comparable effect. TBSLO's aggregate liability in respect of any and all losses arising under or in connection to the contract/ purchase order/any similar document that is the basis for sale of Products, shall be limited to an amount equal to the invoiced price for the Products supplied. Any exclusions or limitations of liability are agreed to be extended for the benefit of all entities within TBSLO's group.

7. CLOSING PROVISIONS

- 7.1. No statement or action by Trelleborg Slovenija, whether express or implied, other than set forth herein, shall constitute a warranty.
- 7.2. Any applicability of general terms and conditions used by the purchaser, wherever stated, is hereby explicitly excluded, notwithstanding any provisions of such general terms and conditions to the contrary.
- 7.3. This warranty statement is subject to the laws of the Republic of Slovenia, with the exclusion of its conflict of law principles.

KNOWLEDGE AND EXPERIENCE

PROFESSIONAL SERVICE

QUALITY PRODUCTS

A PARTNER TO RELY ON



We are a division of Trelleborg Slovenija d.o.o.. We manufacture and sell rubber products for environmental protection and rescue operations and industrial use. Our growing division was established more than thirty years ago and is constantly striving to meet our customer’s current and future needs and expectations.

KNOWLEDGE AND EXPERIENCE

Thirty years of experience and knowledge, investment in new technology, team-work and working closely with our business partners, have enabled us to develop new and exciting products and to continuously improve our existing product range.

PROFESSIONAL SERVICE

A professional but caring approach, flexibility and quick delivery times combined to provide the ideal service in support of our quality product range.

QUALITY PRODUCTS

When assessing quality of our products we carefully consider a number of criteria including environmental suitability, ease of use, design, safety, reliability, and packaging. Our production facilities are certified to the ISO 9001 and ISO 14001 standards.

A PARTNER TO RELY ON

We understand the value of long-term partnership. Our aim is to develop trusting relationships, which foster success and bring benefits to both our partners and ourselves.

Trelleborg is a world leader in engineered polymer solutions that seal, damp and protect critical applications in demanding environments. Its innovative solutions accelerate performance for customers in a sustainable way.

Trelleborg Industrial Solutions is a leading supplier of polymer-based critical solutions in selected industrial application areas and infrastructure projects.



<https://www.trelleborg.com/en/seals-and-profiles>



Trelleborg Slovenija d.o.o.
Škofjeloška cesta 6, 4000 Kranj, Slovenia

phone: +386 (0)4 206 6388
e-mail: tis.kra.info.eko@trelleborg.com