

 **MADE IN  
BRITAIN**

 **AXIS**



*AXIS designs and manufactures bespoke British-made steel-core entrance doors for your family home.*

Our architectural freedom means there's no other door like yours. Security is built in, not added on.

Crafted with care to match your design standards, without ever compromising on safety. Designed to be loved for generations to come.



*100% bespoke designs*

There's no one-size-fits-all here.

Modern. Traditional. Classic. Contemporary. Your door is crafted based on your detailed preferences. We never use pre-made designs.

We create your vision from the ground up: hardware, locking system, panelling, milling pattern, glazing, finish – right down to the details people don't think they notice.



# *Exquisite, enduring quality*

Doors that help  
define your legacy.

Built to order in Britain using reinforced steel fabrication, tailored milling patterns, and specialist craftsmanship. We design the threshold that people associate with your business, or the front door your family will see as home.

We use only premium materials and expert techniques to design doors that slide effortlessly into their surroundings, adding the finishing touch to your entranceway.

# *Security is structural*

We'll make the last door you'll ever need.

Reinforced steel cores, multi-point locking systems, fingerprint access, and bulletproof layers are just some of the security features we offer to those who need more than basic security. Every door is manufactured to recognised security and quality standards.

We build your safety into the core. Understated and uncompromising.



# *Dedicated to you*

We don't just make  
good first impressions.

We're with you for the long haul. From private design consultation through to detailed survey, professional installation, and ongoing aftercare, every project receives dedicated support.



When you work with AXIS, you make a partnership for life. Our service is as tailored as the door we build for you.





# *How it all works*

Luxury door architecture as  
unique as the life behind it.

Fully dedicated support, door-to-door.  
From consultation to installation and beyond.



# 01

## Design Consultation

Where your unique design starts to take shape.

- Private consultation
- Review of preferences and property
- Walkthrough of styles, finishes, and ironmongery
- Physical samples shown
- Design guidance provided

# 02

## Quote & Survey

We provide an exact cost with full transparency.

- Detailed site survey
- Accurate measurements
- Structural considerations assessed
- Comprehensive quote with specifications

# 03

## Manufacturing

Completed in 10–12 weeks, including installation.

- CAD design engineering & CNC wood and steel processing
- Precision fabrication and bespoke joinery
- Controlled finishing and spray painting
- A combination of advanced machinery and skilled craftsmanship
- Optional protective wrapping service during the construction phase

# 04 05

## Installation

Your finished result,  
installed to last.

- Installed by experienced professionals
- Precise fit
- Property left secure and clean
- Focus on performance and longevity

## Aftercare

Where your unique design  
starts to take shape.

- Clear maintenance guidance
- Skilled technicians available



\*AXIS

*Bespoke  
Security Doors*

Luxury door architecture as  
unique as the life behind it.



# Grade 3 Security Doors

For high-value homes with elegance.

For adding aesthetics and security to private residences, apartment complexes, and commercial spaces. Our Grade 3 security doors combine advanced protection with bespoke design.

Built with a multi-point, four-directional locking system as standard, they provide reinforced security against forced entry. These doors offer exceptional durability, thermal insulation, and acoustic performance. Custom finishes, premium materials, and limitless design possibilities mean our Grade 3 doors align with your architectural vision, without compromise.

- Reinforced galvanised steel frame with 1.5mm internal steel shield
- Up to 11 integrated locking bolts operating in four directions
- Internal steel stiffeners for added structural rigidity
- Triple-laminated security glazing and dual-sealed threshold (where specified)



# Grade 4 & Bulletproof Doors

For more than peace of mind.

For high-security environments such as luxury residences, embassies, high-risk commercial properties, and government buildings. Our Grade 4 and Bulletproof doors are crafted for flawless operation and exceptional resistance against extreme forced-entry attempts. We incorporate high-grade structural reinforcements, optional bulletproof steel layers, and multi-point locking systems to keep you safe at all costs.

Built-in security allows us complete freedom in the look and feel of your door. Bespoke aesthetics, premium finishes, and skilled craftsmanship mean your design options are virtually limitless.

- Double “L” reinforced galvanised steel frame construction
- Dual internal steel shielding for enhanced structural resistance
- Optional bullet-resistant steel core upgrade
- Expanded locking configuration with additional reinforcement points




# Pivot Security Doors

For when you want to make a statement

For grand entrances and contemporary spaces that feel different and want to be noticed. Our security pivot doors rely on a unique pivot hinge to add subtle class to a threshold. Modern aesthetics can be refined to your liking, with fully customisable sizes, materials, finishes, and detailing.

As always, our stunning designs never compromise on security. Built with a reinforced galvanised steel structure, a multi-point, three-directional locking system, and heavy-duty pivot hinges, our pivot doors provide the same exceptional durability and protection as any AVIS design.

- Reinforced galvanised steel structure with internal diagonal stiffeners
- Three-directional multi-point locking integrated into the steel core
- FritsJurgens heavy-duty pivot hinge system for balanced load distribution
- Integrated drop-down seal for controlled closure and weather performance



## Security Door Glazing

A finishing touch of  
total security



To ensure our glazing meets the same high-security standards as our doors, we use triple-glazed, triple-laminated glass as standard, paired with a robust 44mm profile. The outer layer is made from P6B security glass, offering excellent impact resistance and protection. For specific project requirements, this can be adjusted to standard glass without altering the door's visual appearance.

We offer glazing configurations to suit any design, whether within the door itself or as side and top panels.

- Laminated interlayers designed to resist shattering and hold fragments in place
- Multi-layer construction engineered against forced-entry attempts
- Security glazing specified to align with the structural rating of the door
- Designed to maintain visual consistency while meeting security requirements



# *Locking Systems*

The hardware concealed in  
the seamless finish.





## 868G/GF mechanical lock

free-moving handle

### 868G/GF mechanical lock:

---

Our security doors are equipped with the most advanced locking systems available, sourced from leading manufacturers worldwide. We use cutting-edge technology and superior mechanical strength to design locks with unmatched protection and reliability.

Our locking systems are as reliable as they are convenient. Mechanical backup functionality and RFID, keypad, and smartphone access are available to make getting home as easy as possible.



## eKey dLine biometric fingerprint scanner

### eKey dLine biometric fingerprint scanner:

---

The eKey dLine fingerprint scanner transforms your front door into a smart access system using advanced biometric technology. No more worrying about lost keys or forgotten codes.

Designed for modern living, the ekey dLine adapts to users over time, making access intuitive and reliable. It recognises children's growing fingerprints, works despite minor injuries or dirt, and offers convenient access for the whole family. Its sleek, modern design blends seamlessly into the door for a harmonious balance of security, style, and cutting-edge innovation.

## X1R Smart 2.0 motorised electronic lock:

---

X1R Smart 2.0 is a high-performance motorised electronic lock engineered specifically for armoured security doors. It integrates the strength of a mechanical lock with the versatility of electronic access control, offering operation via smartphone, RFID tag, or keypad.

For effortless access, the lock features motorised opening and automatic closing, managed by an advanced next-generation microprocessor. In emergency scenarios, the system provides full mechanical backup – allowing deadbolt operation with a traditional key – while an intelligent security mechanism automatically disengages motorisation when the mechanical cylinder is in use.

## Mottura 85.ELE Series:

---

The Mottura Elle lock is engineered for high-security applications, such as main residential entrances. Designed to maximise door security, it guarantees reliable protection even when the deadbolts are not engaged, a common scenario in buildings where doors close automatically via a door closer.

For further convenience, the lock is equipped with an electric strike, allowing residents to remotely unlock the door using internal intercom systems. This combination of safety and ease of use makes Mottura Elle a trusted solution for multi-occupancy buildings.

## X1R Smart 2.0 motorised electronic lock



## Mottura 85.ELE Series





# *Milling & Design Options*


Your bespoke door lies in  
the finer details.

Timeless heritage styles to modern innovative looks. Our milling patterns are what give our doors their unique edge and let them slip into the architecture of your home.


We offer a range of expertly crafted milling patterns as part of our standard selection. If you're seeking something truly unique and tailored, we offer fully bespoke milling options crafted to your exact specifications. We offer the following standard patterns:



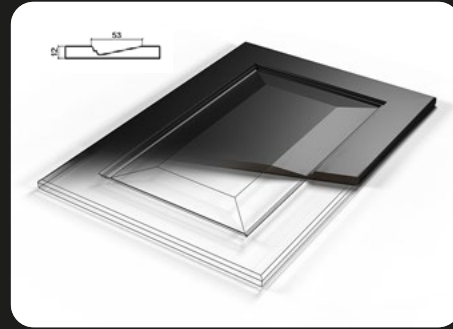
VICTORIAN



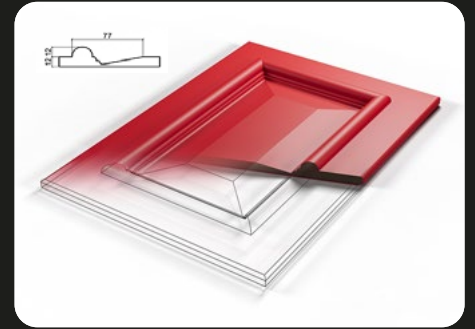
REGENCY




GEORGIAN




GEORGIAN MOULDINGS




GEORGIAN



GEORGIAN MOULDINGS




EDWARDIAN



HALF MOON




ROMANIAN



V GROOVE



AL INLAY



\*AXIS



*Gallery*













\*AXIS

*Your questions  
answered.*

We answer your questions here. If you have a question we don't cover, get in touch, and we'll help you out.



## What makes an AXIS door different?

All AXIS doors are fully bespoke and not restricted to a standard system or catalogue design. Each door is built around a solid steel core (resistant to forced entry and with a multi-point locking system), with timber cladding that allows complete architectural freedom. Security is structural rather than added later, and every project includes an in-depth design consultation, professional installation, and aftercare support.

---

## How secure are AXIS doors?

Security is central to each door's construction, not an add-on, for homeowners who want serious security, not just peace of mind. AXIS doors are engineered around a welded steel core with structures that include internal steel stiffeners, a reinforced galvanised steel frame, and integrated multi-point locking.

---

## How much maintenance is required?

No structural maintenance is required for the steel core or cladding, which lasts for years to come. We recommend cleaning using a microfibre cloth and a suitable spray solution. Moving parts, such as hinges and locking components, should be lubricated approximately every two years, depending on usage.

---

## What about aftercare?

Aftercare is part of the AXIS service. Our clients receive clear maintenance guidance, and support remains available after installation. If repairs are needed, our skilled technicians can assist you. A protective wrapping service is also available for doors installed during ongoing construction projects.

# *We're AXIS Doors*

We're a team of accredited, highly skilled experts who will make the last door you'll ever need.

AXIS is a residential-focused security door brand built on precision engineering, skilled artistry, and customer service that carries you from initial quote to well after your door's been installed.

We are experienced UK security door specialists with industry expertise dating back to 2003. Based just outside of London, we achieved ISO 9001 certification within our first year and manufacture Grade 3, Grade 4, and bullet-resistant doors in Britain. We've now expanded to over 50 team members and moved into a larger facility in 2024 to accommodate our continued growth.

British craftsmanship  
and certified peace of mind.



**CERTASS**

*Let's make  
a start.*

Contact number:

020 7846 7595

Email:

[info@axis-doors.co.uk](mailto:info@axis-doors.co.uk)

Office address:

237 Regents Park Road, London, N3 3LF

