Transition from
the In-Person Classroom to Virtual Training Software

Making the shift from face-to-face teaching to virtual training can be challenging. Here's a quick guide to help you navigate the transition from face-to-face classrooms to virtual training. Use these handy ReadyTech features to replicate actual face-to-face interactions.

Virtual Labs

These hands-on exercises give students the practical experience with the actual software. In addition, virtual labs have the added benefit of not having minimum system requirements or local installations–an Internet connection is all you need.

Public & Private Chat

Just like in a traditional classroom, instructors can communicate back and forth with individual students or to the entire class. With ReadyTech's Chat feature, instructors can also easily search through chat history–which is especially useful for multi-day courses.

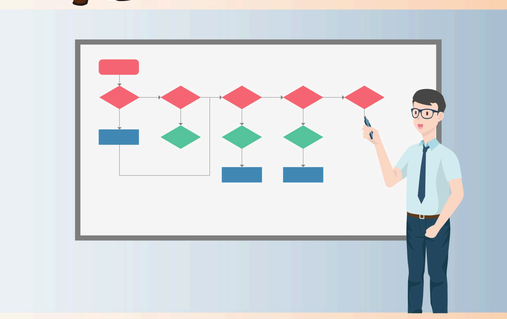

Whiteboard

Similar to in-person training, instructors can draw and write on the whiteboard, as well as demonstrate flowcharts, process maps and IT configurations. ReadyTech's Whiteboard feature also allows instructors to upload custom image libraries.

Help Queue

Students requesting help is a vital part of traditional and virtual training. With ReadyTech's Help Queue, students can ask for help any time. For instructors, it allows them to track students who requested help, how long each student has been waiting, and assign a help request to an available assistant instructor.

Follow-Up List

Similar to an agenda or planner, the Follow-Up List keeps instructors organized. Follow-Up List allows instructors to create tasks, lists and reminders. Instructors typically use this to track student questions that require after-class research.



Screen Sharing

With in-person training, instructors used a projector to share their screen with the class. In virtual training, the projector is replaced with the Screen Sharing feature. And in virtual training, instructors have the added flexibility of sharing any student's screen with the class.



Breakout Groups

Similar to traditional classroom training, virtual training lets instructors divide a classroom into smaller groups. While students are in smaller groups, they can collaborate on case studies, lab exercises, or resolve a challenge–then present their findings to the entire class.

READYTECH

get-info@readytech.com
www.readytech.com
+1(800) 707-1009 (US)
+31-(0)30-205-9951(NL)