



770 USt



177 ft
263 ft



367 ft



499 ft

The maximum on 8 axles

LTM 1650-8.1

Mobile crane
Grue mobile

LIEBHERR

Mobile and crawler cranes



Technical data

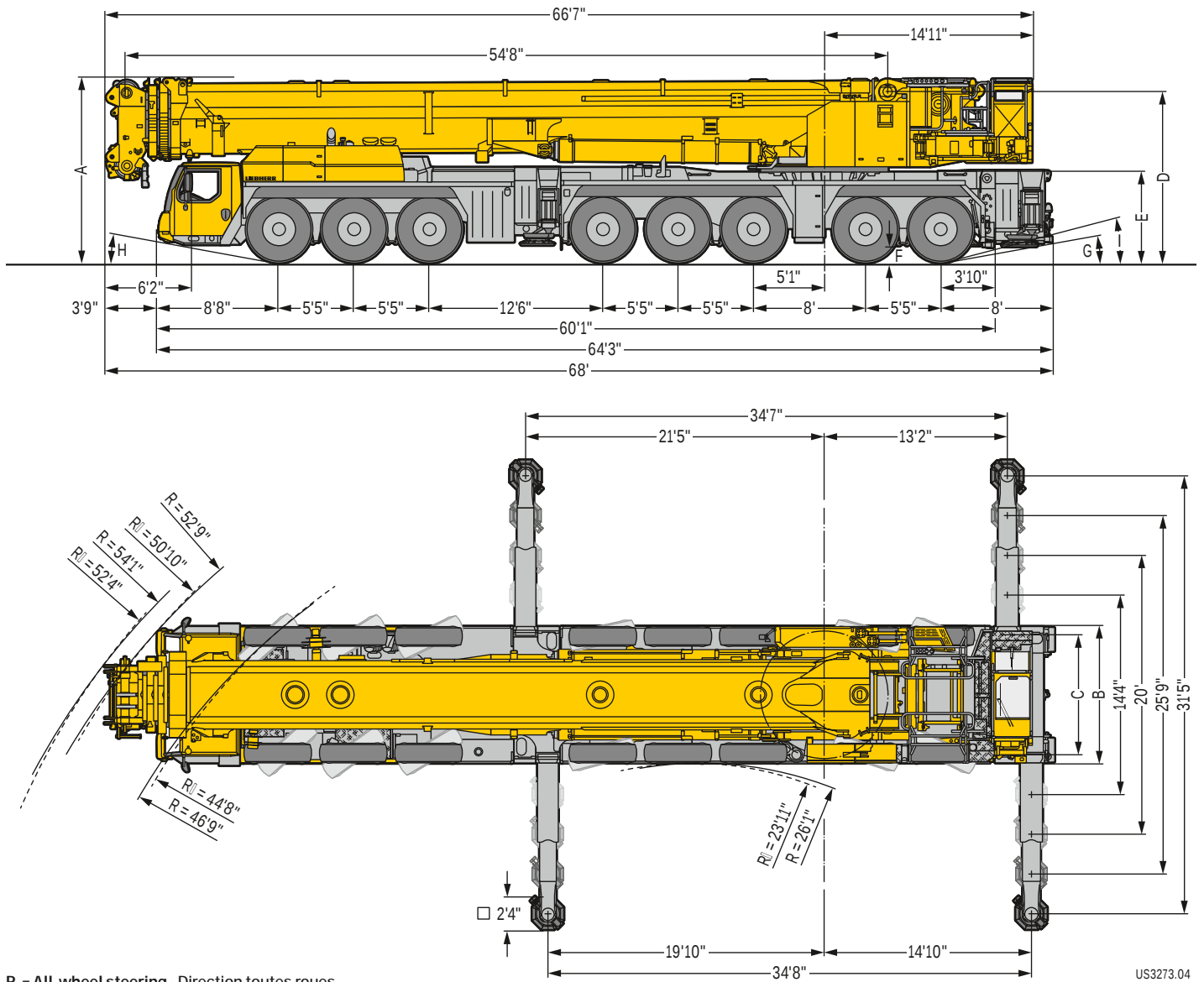
Caractéristiques technique

Dimensions	
Encombrement	4-5
Mobile crane	
Grue mobile	6-7
Liebherr SingleEngine Concept	
Concept de moteur unique Liebherr	8
Crane data	
Dates de la grue	9
VarioBallast®	10-11
On-road driving	
Déplacement sur route	12
Jobsite driving	
Déplacement sur chantier	13
VarioBase®	14
Transportation plan	
Plan de transport	15-16
Crane equipment improved for transport	
Équipement de grue optimisé pour le transport	17
Counterweight	
Contrepoids	17
Setting up basic machine	
Équipement de l'appareil de base	18-19
Luffing lattice jib with a whole host of benefits	
Pointe de flèche en treillis basculante aux nombreux avantages	20-21
Boom/jib combinations	
Configurations de flèche	22-25

T3	26–27
T3Y	28–29
T3N	30–47
T3YVEN	48–63
T3YV2EN	64–81
T5	82–83
T5Y	84–85
T5YVENZF	86–116
T5N	117–138
T5YVEN	139–148
Wind power applications	
Applications de centrale éolienne	149–150
Equipment, Description of symbols, Remarks	
Equipement, Explication des symboles, Remarques	151–154

Dimensions Encombrement

T3



R₁ = All-wheel steering · Direction toutes roues

US3273.04

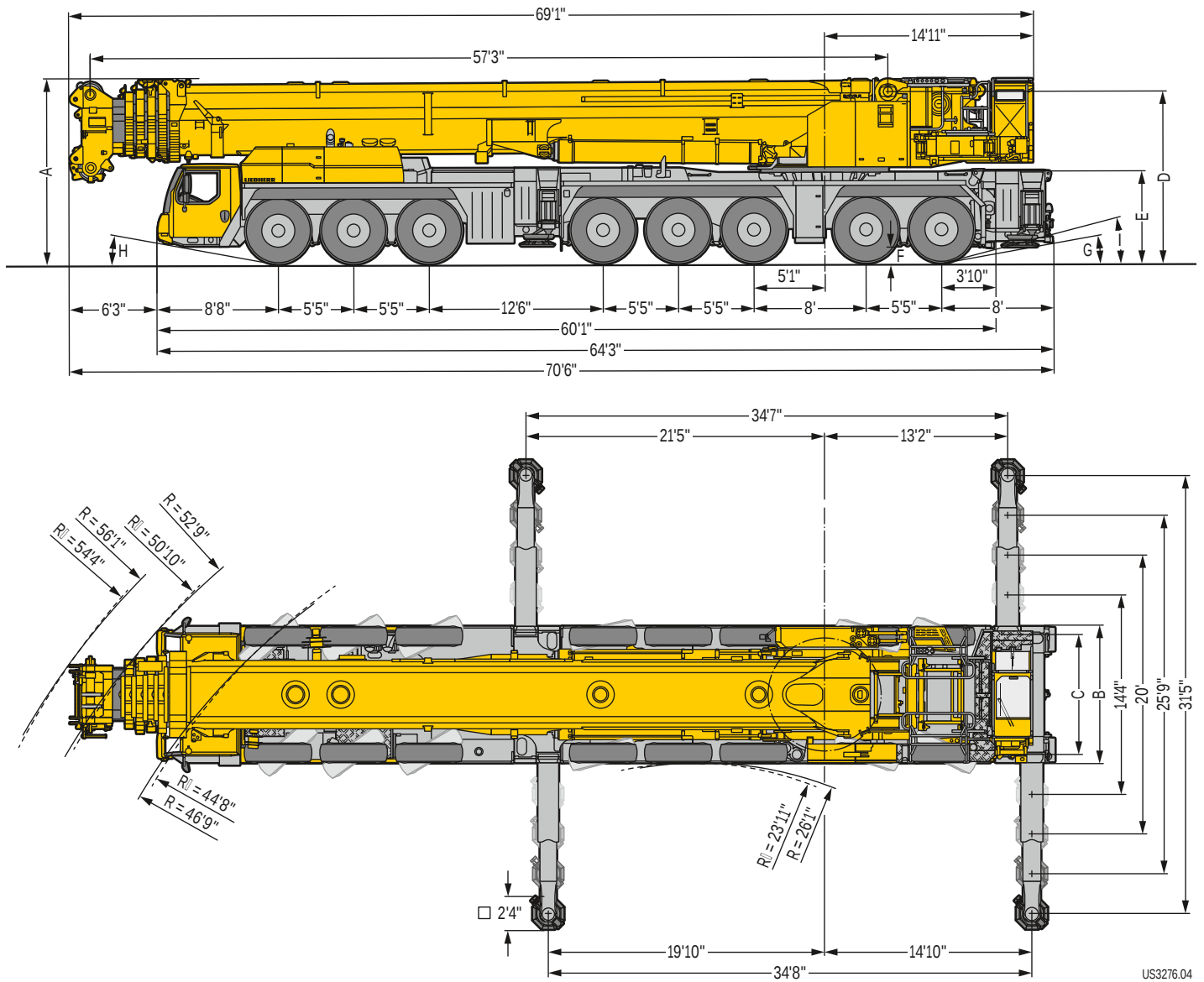
Dimensions • Encombrement

	A	A 5" *	B	C	D	E	F	G	H	I
445/95 R 25 (16.00 R 25)	13'1"	12'9"	9'10"	8'4"	12'2"	6'5"	1'1"	10°	10°	16°
525/80 R 25 (20.5 R 25)	13'1"	12'9"	10'2"	8'5"	12'2"	6'5"	1'1"	10°	10°	16°

* lowered · abaissé

Dimensions Encombrement

T5



R_i = All-wheel steering · Direction toutes roues

US3276.04

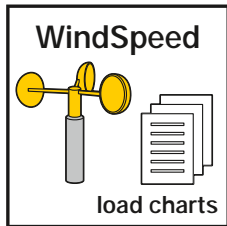
Dimensions • Encombrement

	A	A 5" *	B	C	D	E	F	G	H	I
445/95 R 25 (16.00 R 25)	13'1"	12'9"	9'10"	8'4"	12'2"	6'5"	1'1"	10°	10°	16°
525/80 R 25 (20.5 R 25)	13'1"	12'9"	10'2"	8'5"	12'2"	6'5"	1'1"	10°	10°	16°

* lowered · abaissé

LTM 1650-8.1





Increased flexibility and safety by using lifting capacity tables with different maximum wind speeds.

Une flexibilité et une sécurité accrues grâce aux tableaux de charge avec différentes vitesses de vent autorisées.



T3 177 ft
T5 263 ft



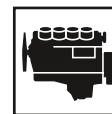
20 ft – 203 ft



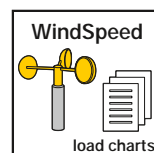
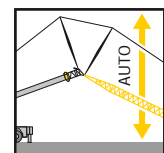
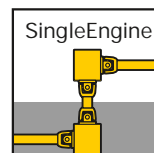
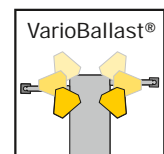
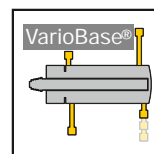
69 ft – 299 ft



VarioBallast®
385,800 lb



505 kW (686 PS)



Liebherr SingleEngine concept

Concept de moteur unique Liebherr



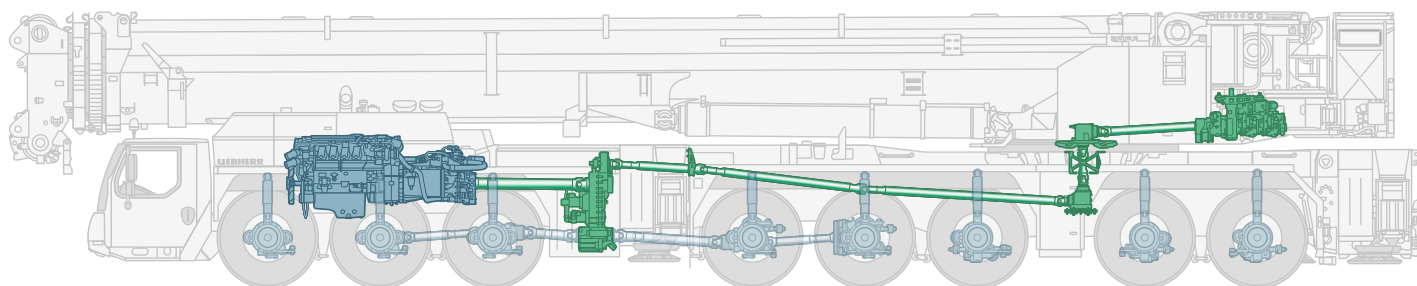
Driving strategy in the carrier with ECO- or Powermode to reduce noise and fuel

L'adaptation du mode de déplacement avec le mode ECO ou le mode Puissance permet de réduire le niveau sonore et la consommation de carburant



Reduced fuel consumption due to automatic disengaging of the complete pump drive at engine idling

Réduction de la consommation de carburant par désengagement automatique de l'entraînement complet de la pompe en mode ralenti



S3275.01





Liebherr-8-cylinder engine 505 kW/686 HP
Moteur 8 cylindres Liebherr 505 kW/686 CH

Mechanical shaft with high degree of efficiency
Arbre mécanique à haut rendement








Crane data

Dates de la grue

Hook block • Moufles à crochet

			
527,600 lb	11	22	10,150 lb / 8,500 lb
465,600 lb	9	19	9,250 lb / 7,050 lb
378,300 lb	7	15	8,800 lb / 7,150 lb / 5,500 lb
285,700 lb	5	11	7,700 lb / 6,050 lb / 4,400 lb
187,200 lb	3	7	6,600 lb / 4,950 lb / 3,300 lb
82,700 lb	1	3	3,850 lb / 2,200 lb
28,000 lb	–	1	1,550 lb

Crane carrier • Châssis porteur












					
445 / 95 R 25 (16.00 R 25)	1.18	53	39.5 %		12 / R2
525 / 80 R 25 (20.5 R 25)	1.18	53	39.5 %		

Theoretical gradeability • Aptitude théorique en pente

Max. supporting forces • Forces d'appui max.

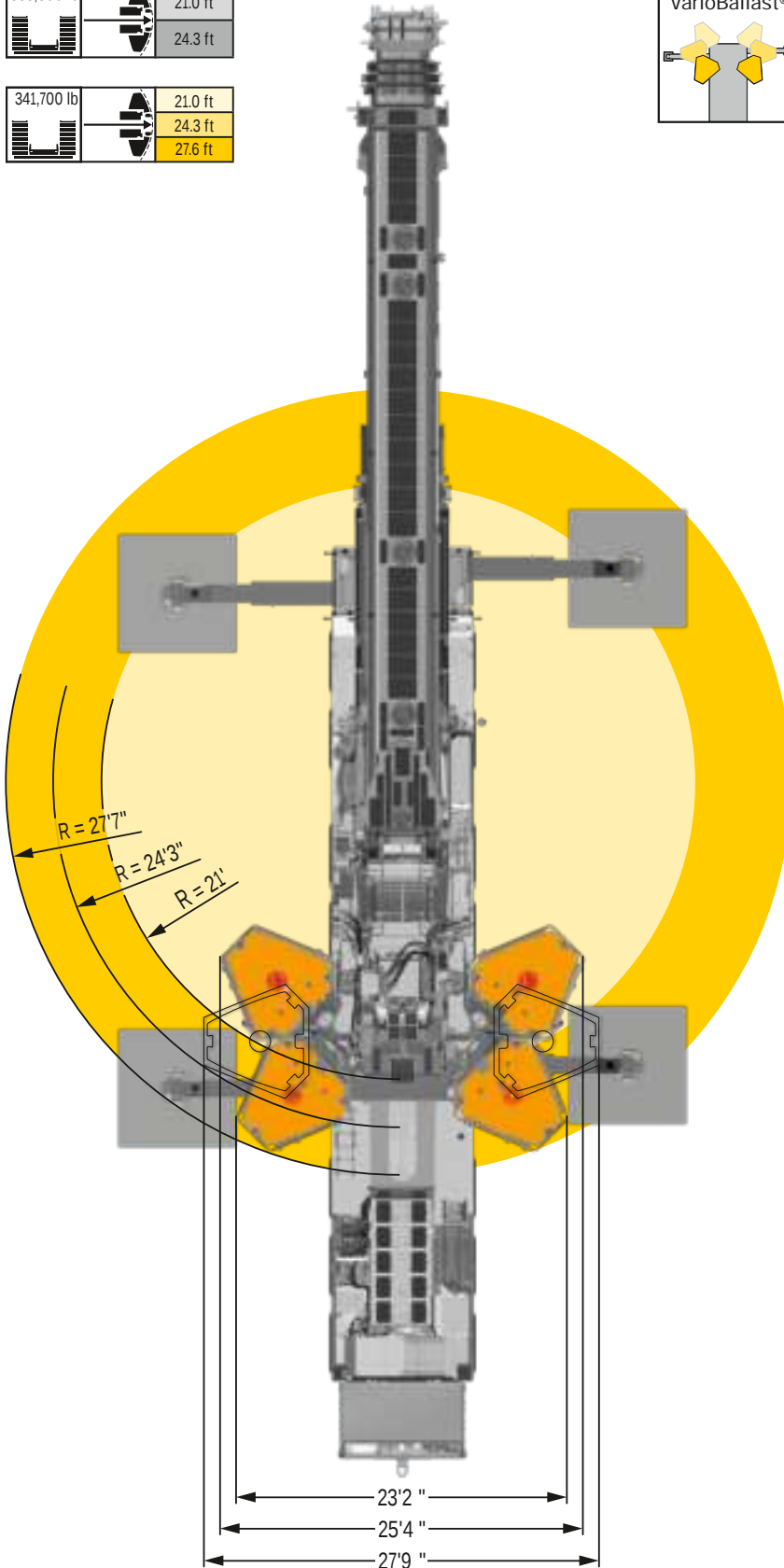
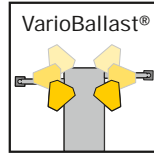
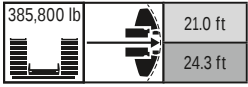
			
F _{max}	418,000 lb	534,850 lb	251,800 lb

Crane superstructure • Partie tournante

				
	0 – 427 ft/min single line • au brin simple	0.98"	2.100 ft	28,325 lb
	0 – 476 ft/min single line • au brin simple	0.98"	2.625 ft	28,325 lb
	0 – 459 ft/min single line • au brin simple	0.98"	3.707 ft	31,473 lb
	0 – 0.9 rpm			
	approx. 105 seconds to reach 84° boom angle env. 105 s jusqu'à 84°			
	approx. 380 / 700 seconds for boom extension from 55 ft – 177 ft / 57 ft – 263 ft env. 380 / 700 s pour passer de 55 ft – 177 ft / 57 ft – 263 ft			

VarioBallast® – economical and space-saving

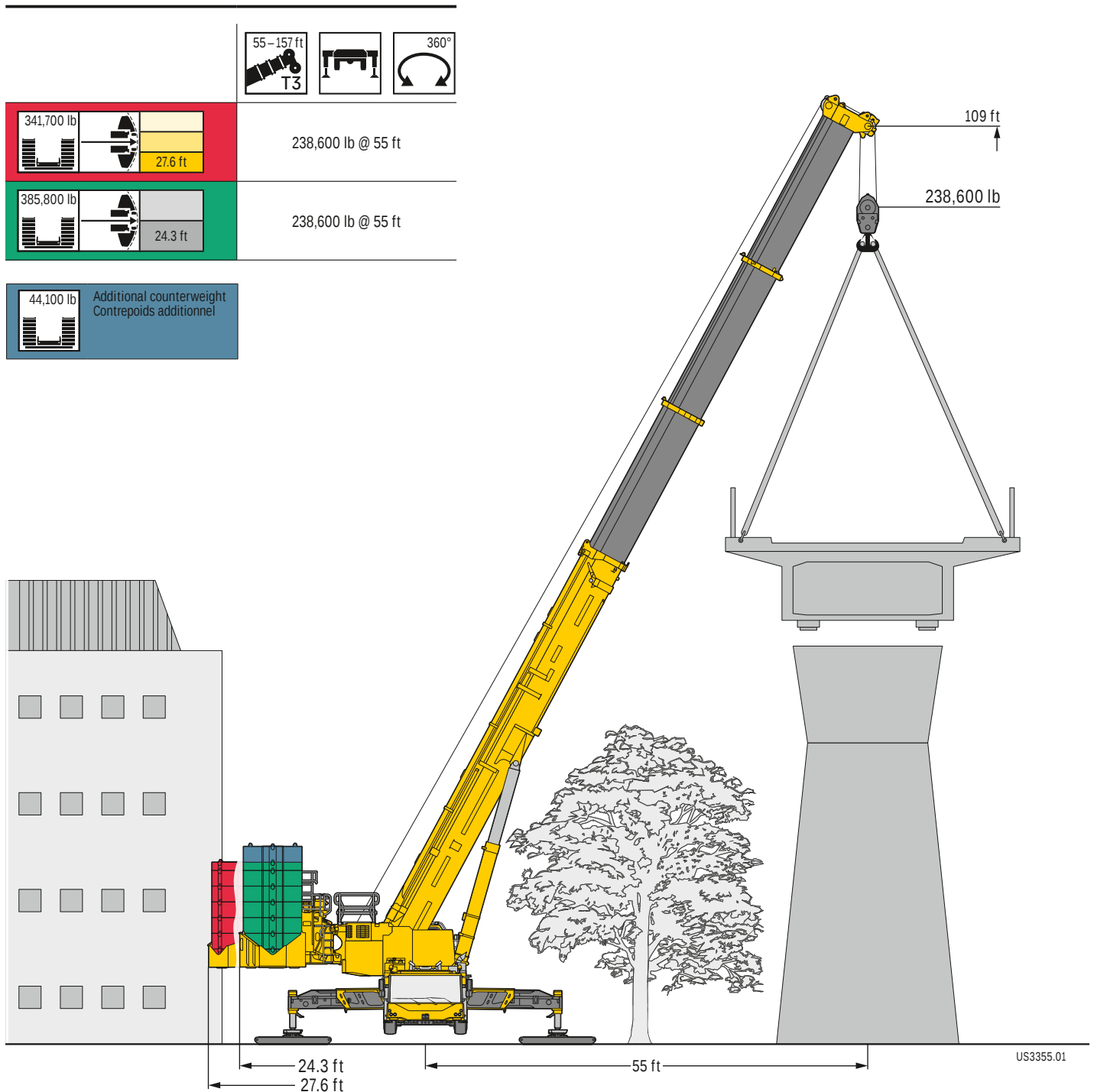
VarioBallast® – économique et peu encombrant



VarioBallast® – Working on constricted sites

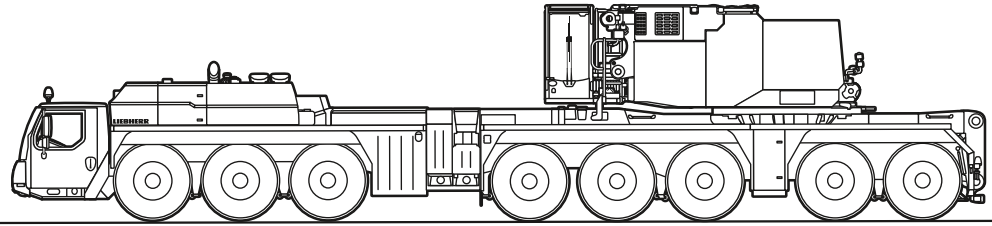
VarioBallast® – Pour travailler sur des chantiers exigus

Almost identical lifting capacities with more ballast but smaller ballast radius!
 Des charges identiques avec des lests plus importants pour des rayons de lestage plus petits!



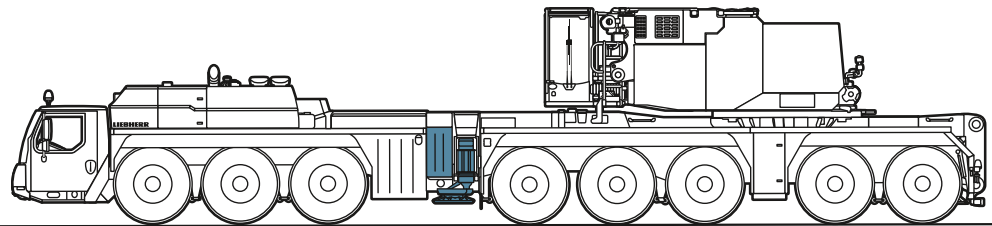
On-road driving Déplacement sur route

≤ 116,850 lb



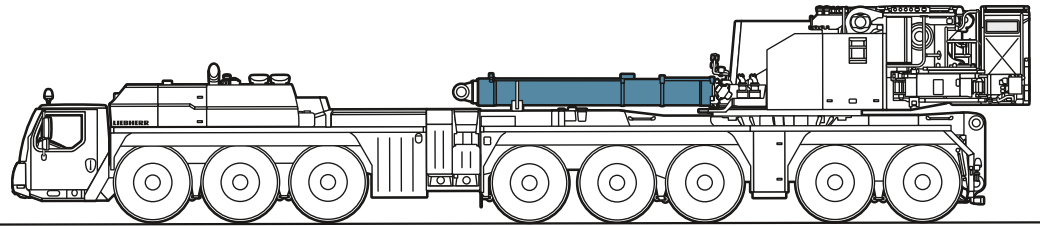
≤ 13,250 lb ≤ 13,250 lb ≤ 13,250 lb ≤ 17,650 lb ≤ 17,650 lb
 ≤ 13,250 lb ≤ 17,650 lb ≤ 17,650 lb

≤ 125,650 lb



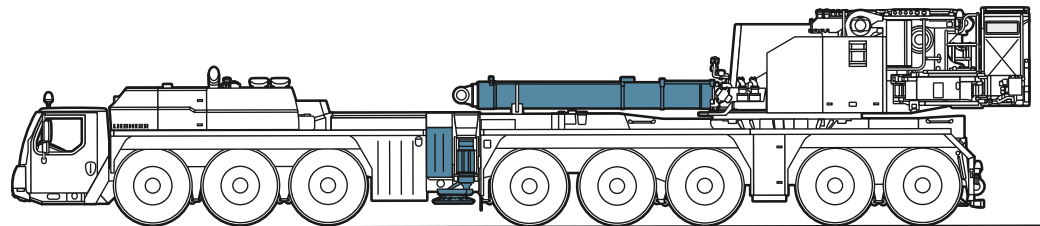
≤ 15,450 lb ≤ 15,450 lb ≤ 15,450 lb ≤ 17,650 lb ≤ 17,650 lb
 ≤ 15,450 lb ≤ 17,650 lb ≤ 17,650 lb

≤ 125,650 lb



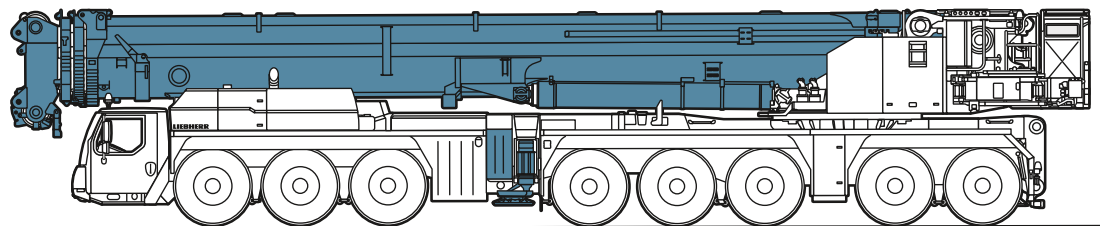
≤ 11,025 lb ≤ 11,025 lb ≤ 11,025 lb ≤ 22,050 lb ≤ 22,050 lb
 ≤ 11,025 lb ≤ 22,050 lb ≤ 22,050 lb

≤ 136,700 lb



≤ 12,125 lb ≤ 12,125 lb ≤ 12,125 lb ≤ 22,050 lb ≤ 22,050 lb
 ≤ 12,125 lb ≤ 22,050 lb ≤ 22,050 lb

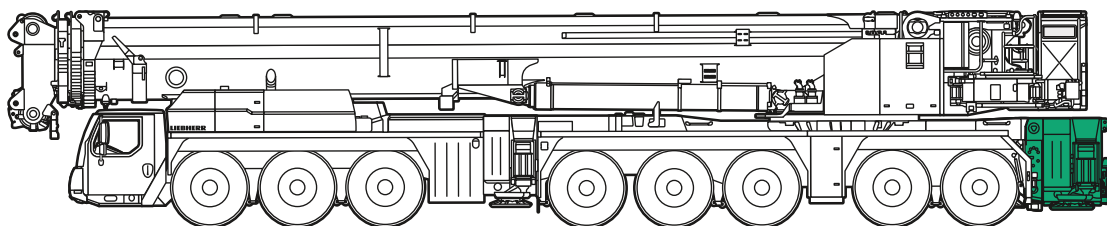
≤ 211,600 lb



≤ 26,500 lb ≤ 26,500 lb ≤ 26,500 lb ≤ 26,500 lb ≤ 26,500 lb
 ≤ 26,500 lb ≤ 26,500 lb ≤ 26,500 lb

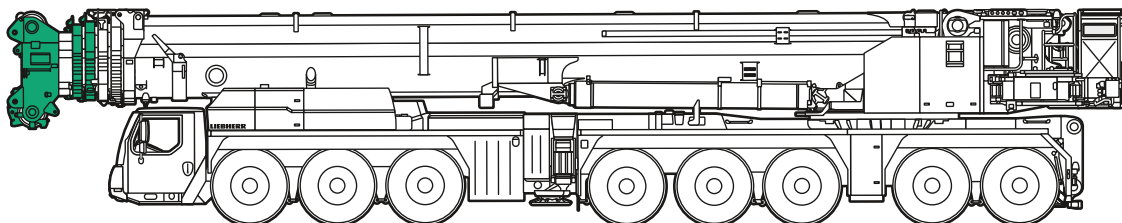
Jobsite driving Déplacement sur chantier

≤ 231,500 lb



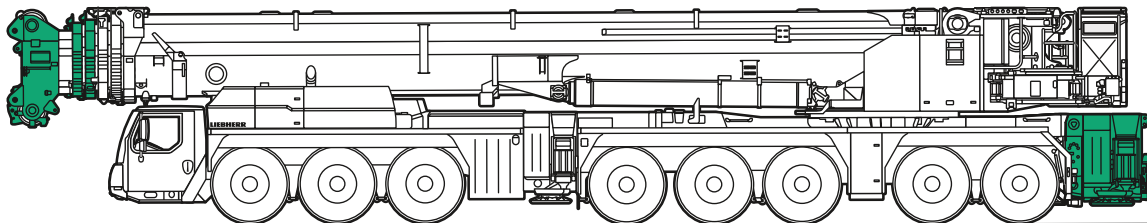
≤ 24,250 lb ≤ 24,250 lb ≤ 24,250 lb ≤ 35,300 lb ≤ 35,300 lb
 ≤ 24,250 lb ≤ 35,300 lb ≤ 35,300 lb

≤ 233,700 lb



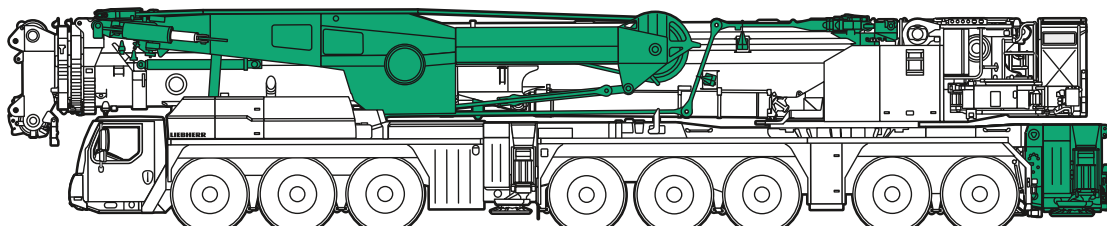
≤ 33,070 lb ≤ 33,070 lb ≤ 33,070 lb ≤ 26,500 lb ≤ 26,500 lb
 ≤ 33,070 lb ≤ 26,500 lb ≤ 26,500 lb

≤ 253,530 lb



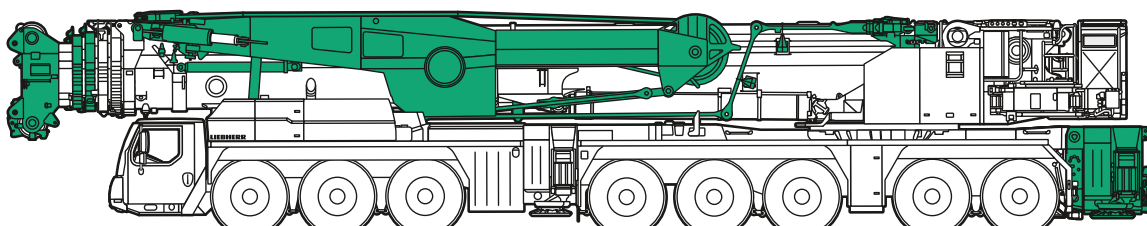
≤ 30,900 lb ≤ 30,900 lb ≤ 30,900 lb ≤ 35,300 lb ≤ 35,300 lb
 ≤ 30,900 lb ≤ 35,300 lb ≤ 35,300 lb

≤ 275,600 lb



≤ 35,300 lb ≤ 35,300 lb ≤ 35,300 lb ≤ 35,300 lb ≤ 35,300 lb
 ≤ 35,300 lb ≤ 35,300 lb

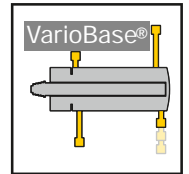
≤ 295,420 lb



≤ 41,900 lb ≤ 41,900 lb ≤ 41,900 lb ≤ 35,300 lb ≤ 35,300 lb
 ≤ 41,900 lb ≤ 35,300 lb ≤ 35,300 lb

US3347.04

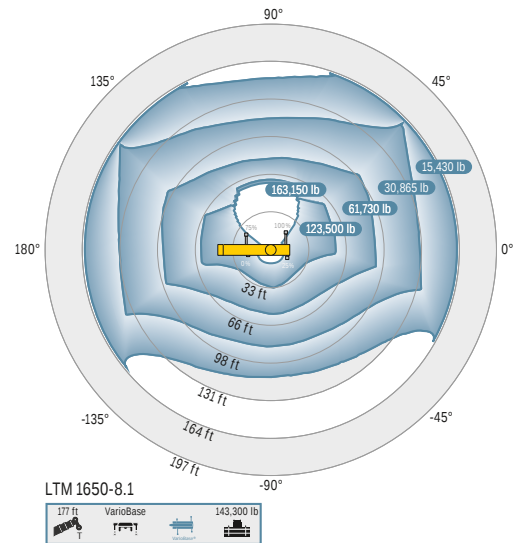
VarioBase®



More flexibility Flexibilité accrue

The VarioBase® variable support base enables each outrigger to be positioned individually – fantastic on constricted sites!

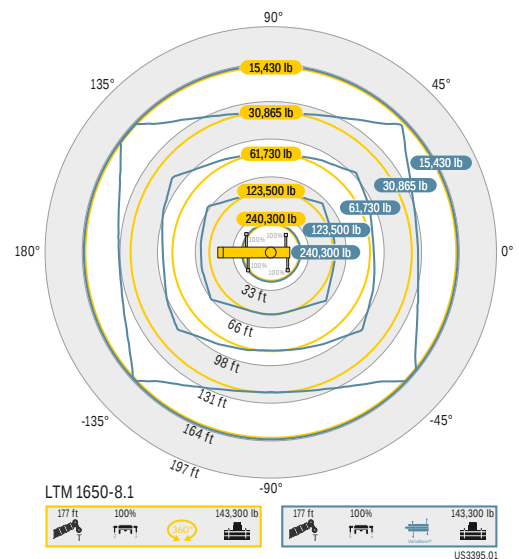
La base d'appui variable VarioBase® permet de positionner chaque stabilisateur de grue individuellement : essentiel sur des chantiers exigus !



Larger working range Plus grande zone de travail

Even with the outriggers fully extended, VarioBase® delivers benefits – by significantly increasing the crane's working range!

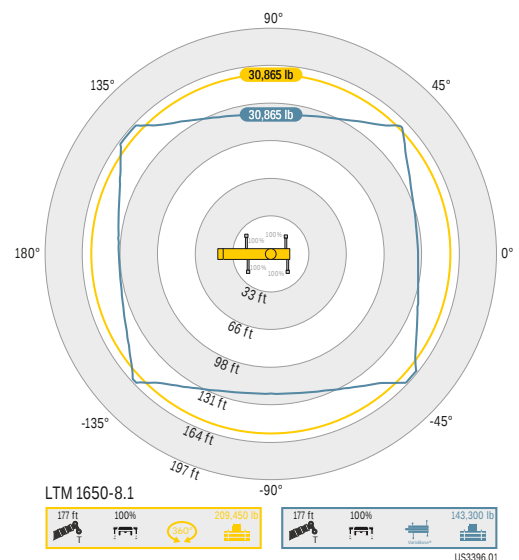
Même avec des longerons coulissants déployés au maximum, VarioBase® offre des avantages décisifs : la zone de travail est nettement agrandie !



Greater economy Rentabilité accrue

In many cases, the use of VarioBase® means less counterweight is required, therefore reducing transport costs.

Dans de nombreux cas, l'utilisation du VarioBase® permet d'économiser du lest de base et par là-même des coûts de transport !



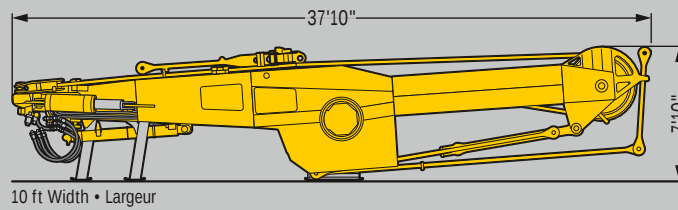
Transportation plan

Plan de transport

Part • Partie

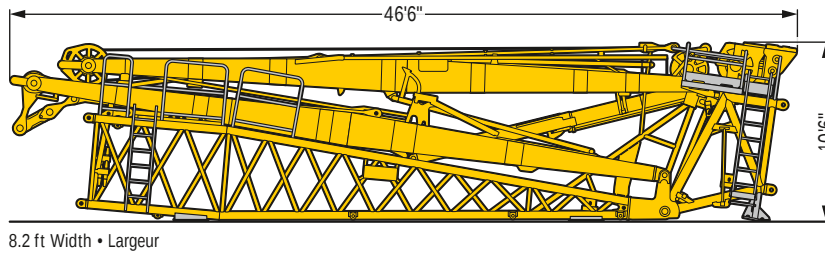


TY guying (including attachments)
Haubanage en TY (avec pièces de montage)



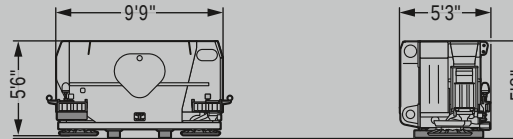
42,330 lb

N assembly unit
Unité de montage N



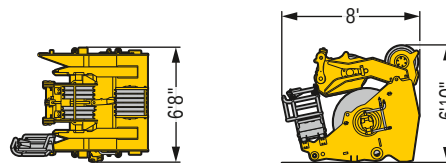
28,660 lb

Outrigger box
Coffre pour longerons coulissants




20,725 lb

Winch 3 (including rope & adjustable block)
Treuil 3 (avec câble et moufle réglable)



17,420 lb

Hoist gear 2 (including rope)
Treuil de levage 2 (avec câble)



10,360 lb

US3498

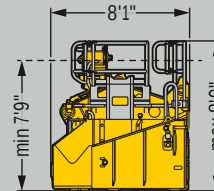
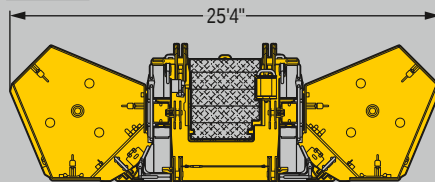
Transportation plan

Plan de transport

Part • Partie

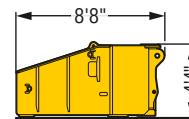
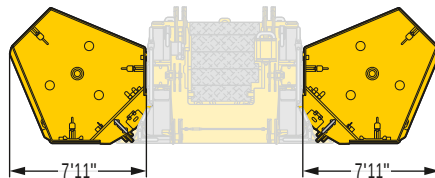


Counterweight frame with erection winch,
counterweight support
Bâti de contrepoids avec treuil démontage,
réception contrepoids



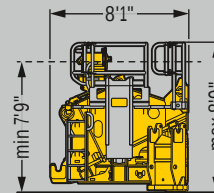
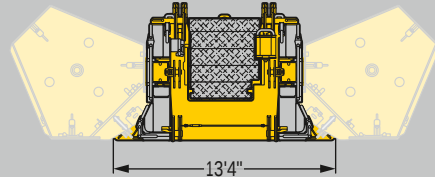
55,115 lb

Counterweight support
Réception contrepoids



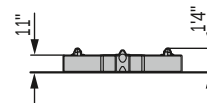
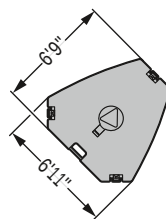
2 x 14,550 lb

Counterweight frame with erection winch
Bâti de contrepoids avec treuil de montage



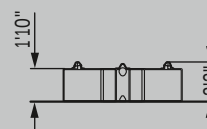
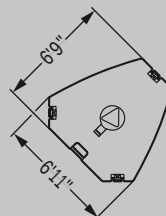
26,000 lb

Counterweight
Contrepoids



11,025 lb

Counterweight
Contrepoids



22,050 lb

US3498

Crane equipment improved for transport Équipement de grue optimisé pour le transport



Counterweight Contrepoids

341,700 lb Basic counterweight
Plaque de base

44,100 lb Additional counterweight
Contrepoids additionnel

385,800 lb Total counterweight
Contrepoids total



Setting up basic machine Équipement de l'appareil de base



① Supported on the front outriggers
Appuyé sur les stabilisateurs avant

② Setting up with BTT remote control & additional support at rear of vehicle (optional)
Équipement avec la radiotélécommande BTT & le support additionnel arrière de véhicule (en option)

③ Self-installation of rear outrigger box
Montage automatique du coffre de longerons coulissants arrière

④ Quick-release couplings for hydraulics & electric
Raccords rapides pour les systèmes hydraulique et électrique



5



7



6



8

5 Outriggers at 25° for greater flexibility during the set-up process
Appui à 25° pour une plus grande flexibilité lors de l'équipement

7 Positioning ballast
Montage lest

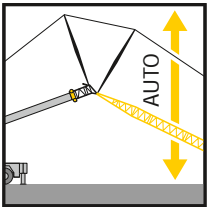
6 Self-assembly of counterweight frame
Assemblage automatique bâti de contrepoids

8 Connecting hydraulic and electrical quick-release couplings
Raccorder les raccords rapides hydraulique et électrique

Luffing lattice jib with a whole host of benefits

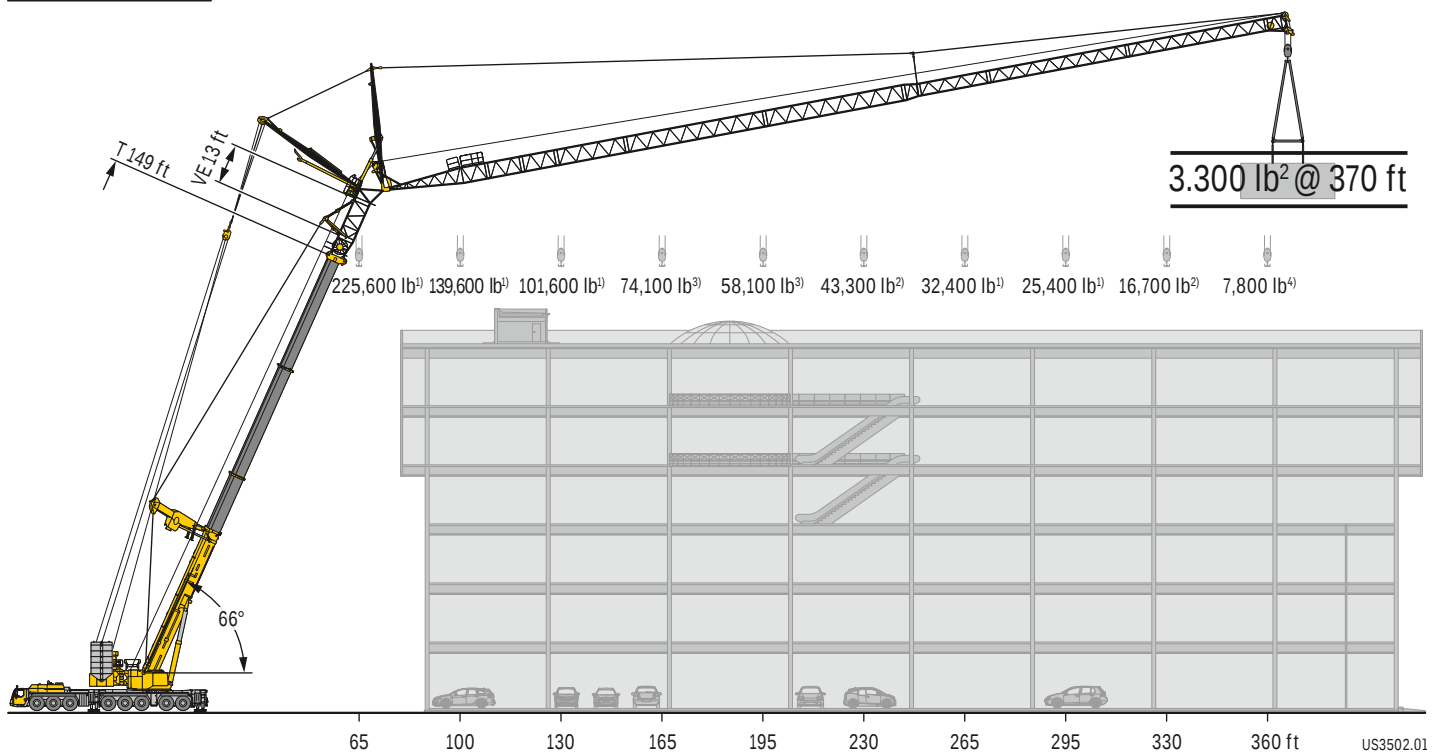
Pointe de flèche en treillis basculante aux nombreux avantages

Safe & convenient
Sûr & pratique



Automatic raising and lowering of the luffing jib by the LICCON crane control system

Relevage et dépose automatisés de la pointe de relevage grâce à la commande de grue LICCON



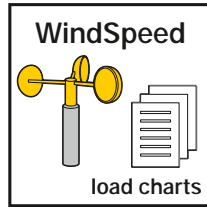
1) T3N; 2) T3YVEN; 3) T5N; 4) T3YVENH

Enormous working range
Énorme zone de travail

Infinite lifting capacity interpolation for luffing the boom combination
Interpolation des charges lors du basculement de la combinaison de flèches

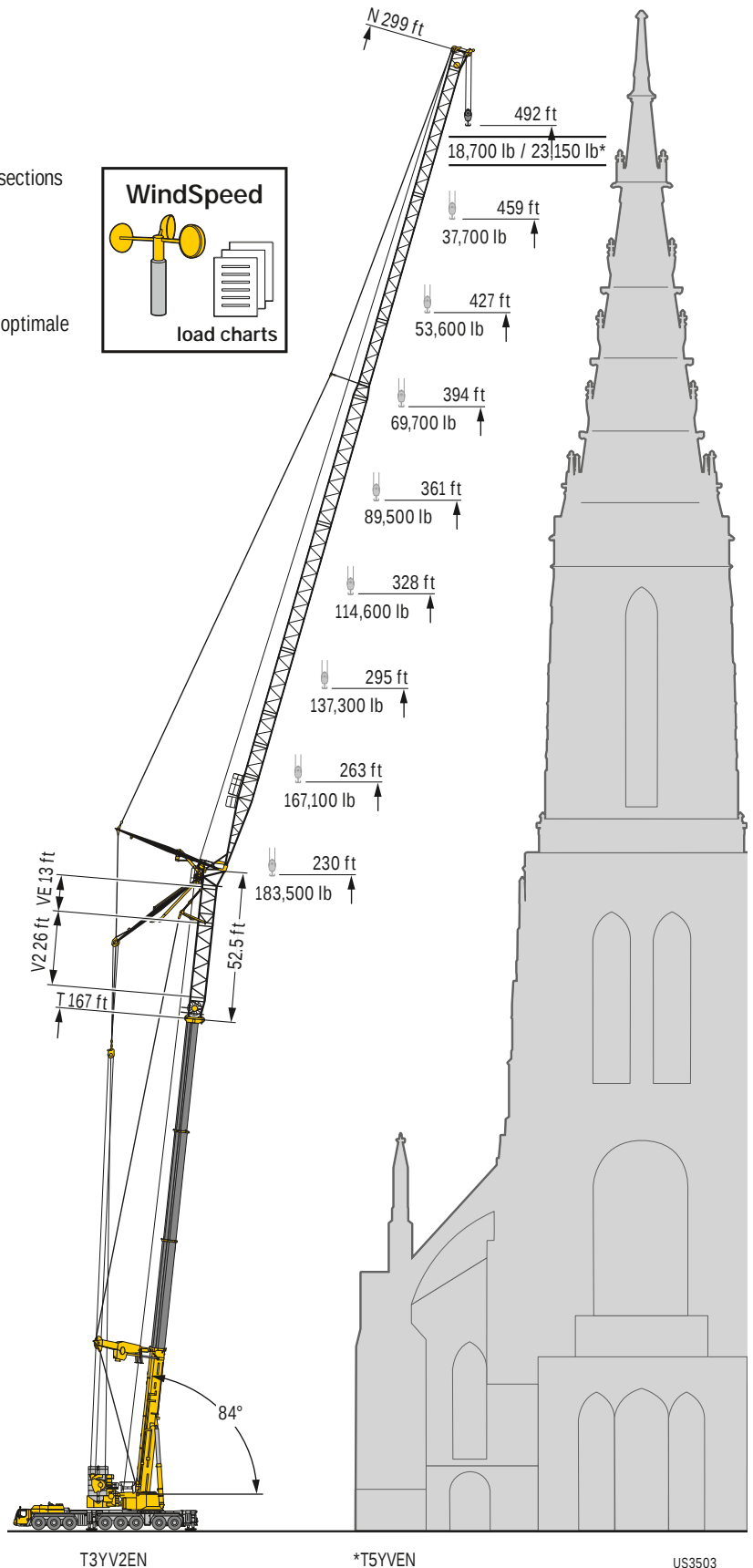
High lifting capacities Capacités de charge élevées

- Improved hoisting heights and lifting capacities using 11.5 ft lattice sections
- Y guying & eccentric extension for excellent lateral stability
- Hauteurs de levage et capacités de charge optimisées grâce au fractionnement du treillis de 11.5 ft
- Haubannage en Y & rallonge excentrique pour une stabilité latérale optimale



Improved for wind power use Optimise l'utilisation de l'énergie éolienne

Load charts for wind speeds of up to 44 ft/s when using the luffing jib
Tableaux de capacités de charge jusqu'à un vent d'une force de 44 ft/s lors de l'utilisation de la pointe de relevage



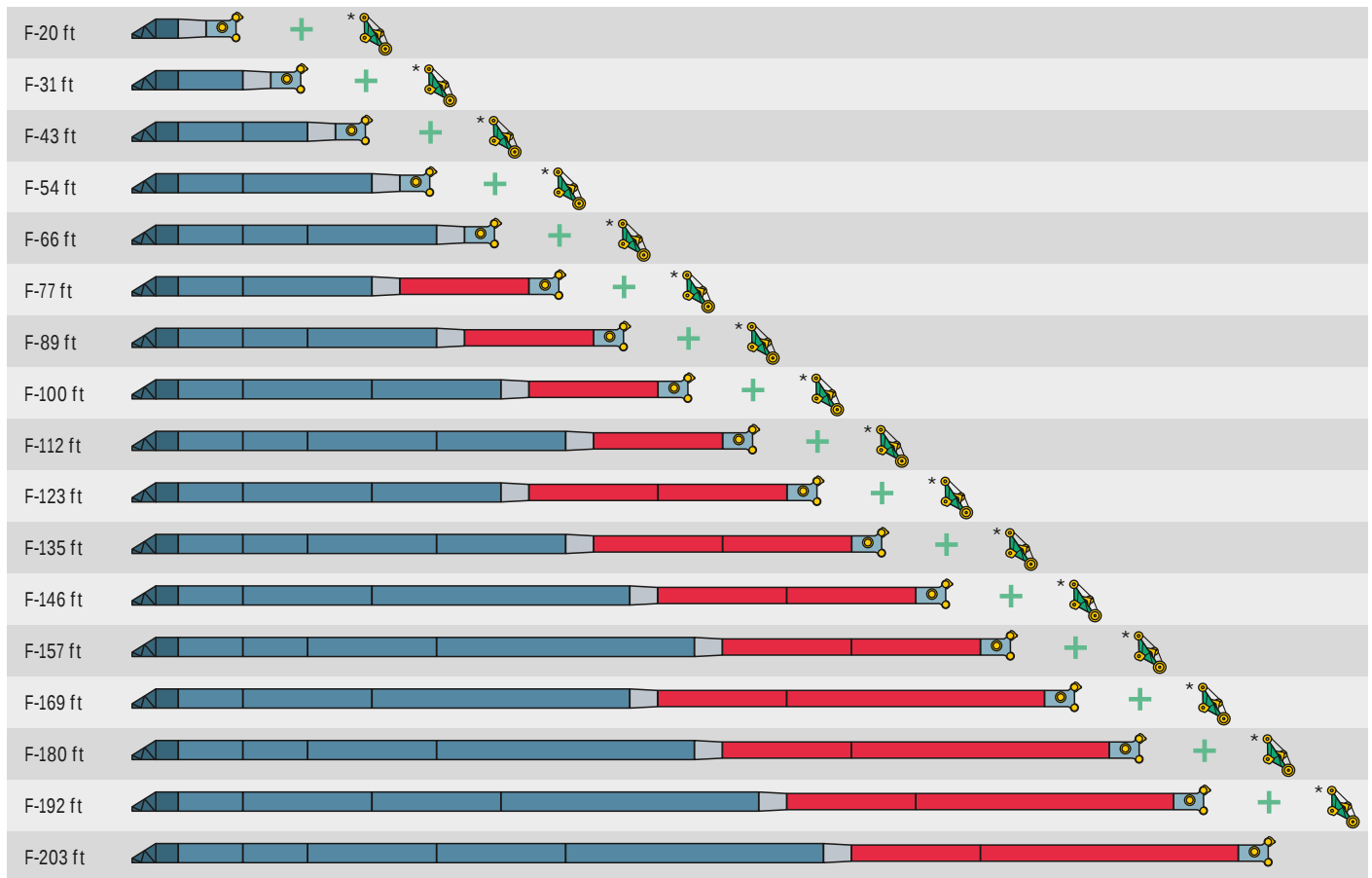
T3YV2EN

*T5YVEN

US3503

Boom/jib combinations – Fixed fly jib

Configurations de flèche – Fléchette fixe



8'2" TF-adapter · TF-adaptateur



NA-11'6"



NA-23'



NA-46'



4'11" NI reduction section · Élément réducteur NI



NI-23'



NI-46'

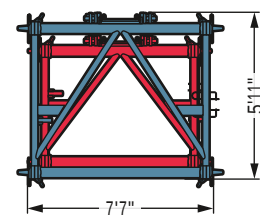
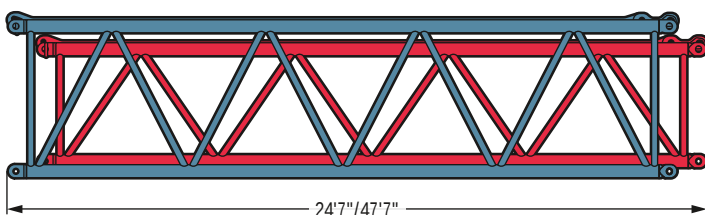


6'7" N head section · Élément de tête N



5'5" H auxiliary jib optional, dependent on boom system · Fléchette auxiliaire H en option, selon le système de flèche

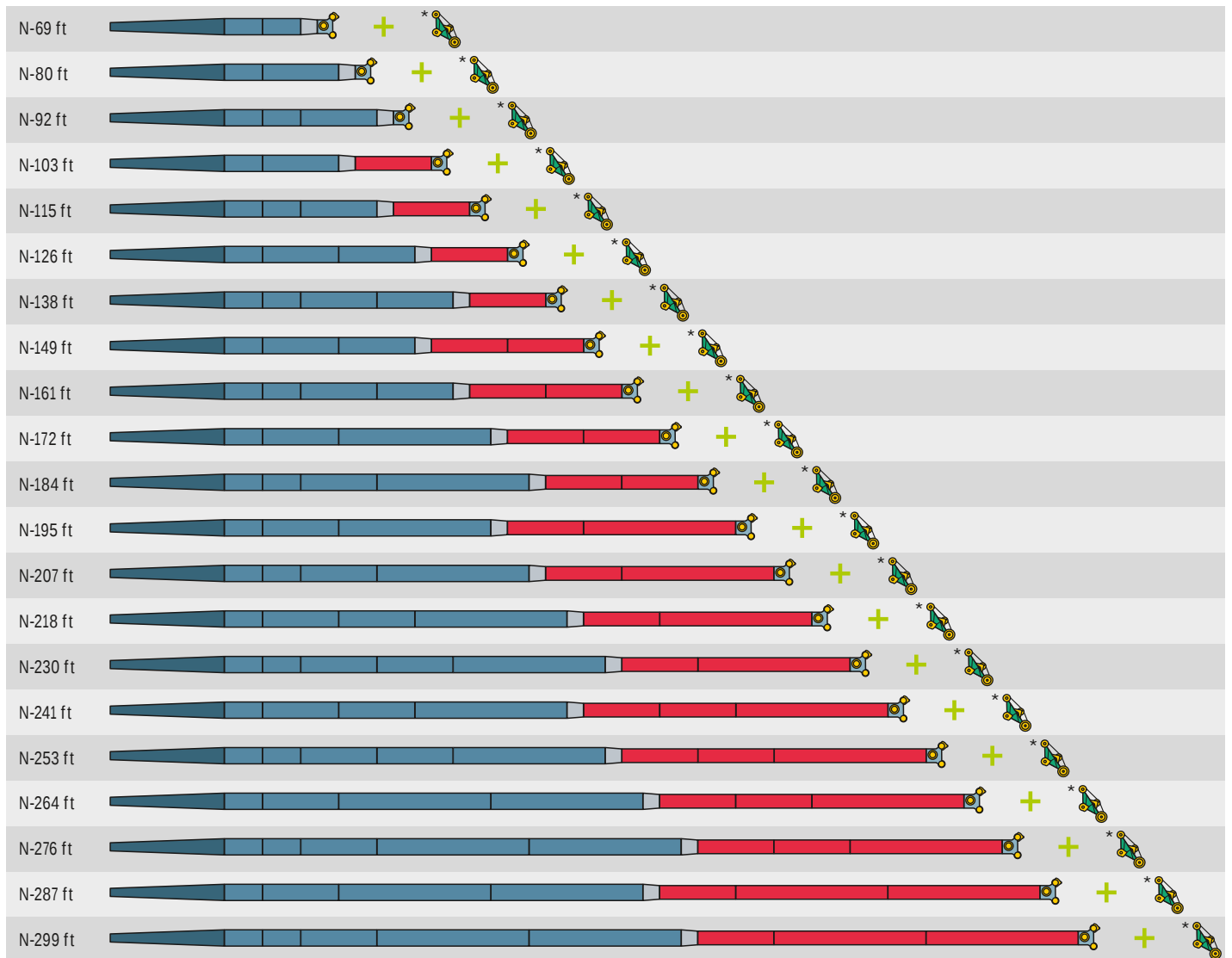
US3357.03












US3321.01

Boom/jib combinations – Luffing fly jib

Configurations de flèche – Fléchette à volée variable



-  8'2" N-shaped base section · Élément de base N
-  NA-11'6"
-  NA-23'
-  NA-46'
-  4'11" NI reduction section · Élément réducteur NI
-  NI-23'
-  NI-46'
-  6'7" N head section · Élément de tête N
-  5'5" H auxiliary jib optional, dependent on boom system · Fléchette auxiliaire H en option, selon le système de flèche

US3356.02

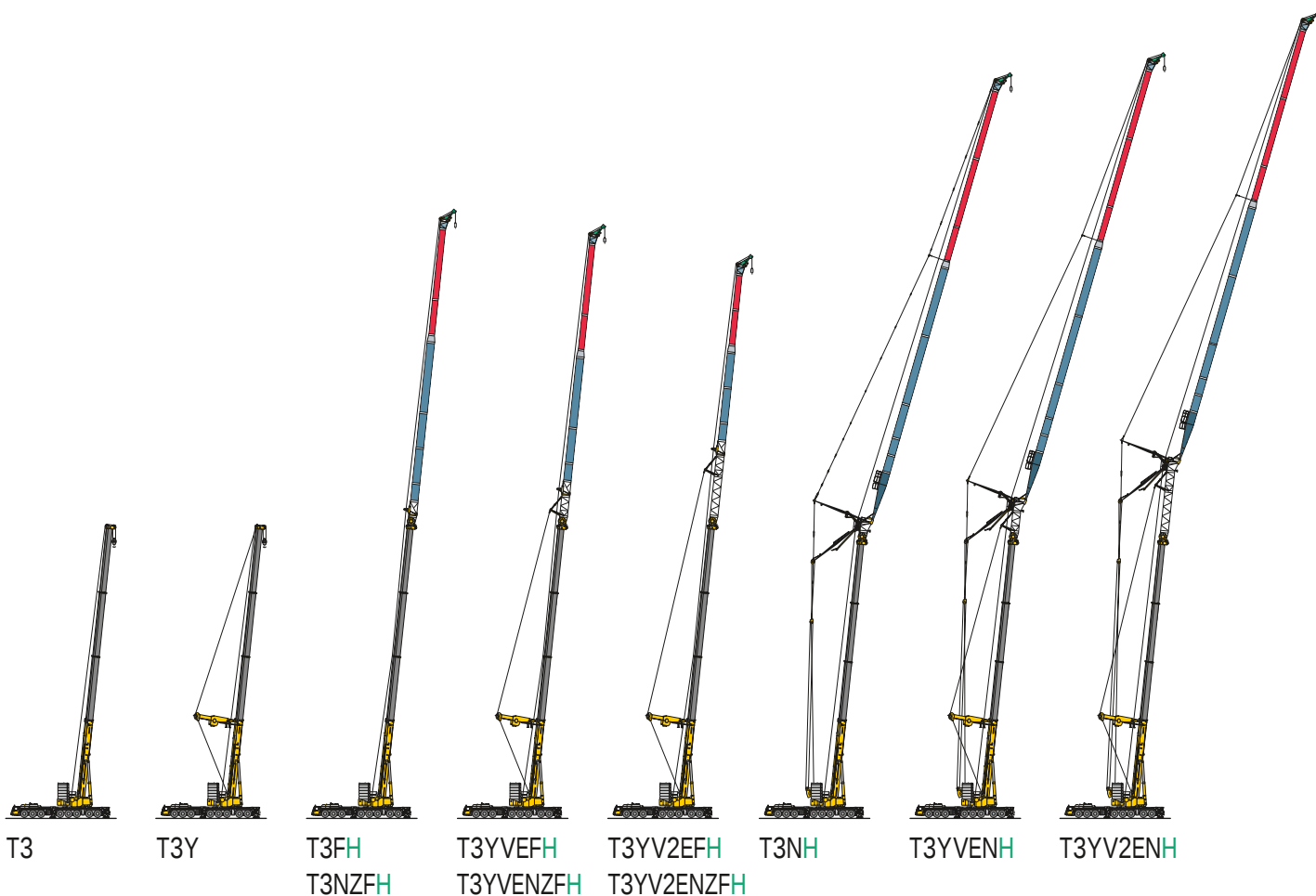
Boom/jib combinations

Configurations de flèche

T3

T3	177 ft Telescopic boom • Flèche télescopique
Y	Y-shaped guying system • Haubanage Y
VE	13 ft Telescopic boom extension + Eccentric • Rallonge de flèche télescopique + Axe excentrique
V2	26 ft Telescopic boom extension • Rallonge de flèche télescopique
N	Luffing fly jib • Fléchette treillis à volée variable
F	Fixed lattice jib • Fléchette treillis fixe
NZF	Hydraulically adjustable lattice jib • Fléchette treillis à bras réglable hydrauliquement

H Auxiliary jib • Fléchette auxiliaire
 max. system length with auxiliary jib not possible
 longueur max. du système impossible avec la pointe auxiliaire



Boom/jib combinations Configurations de flèche

T5

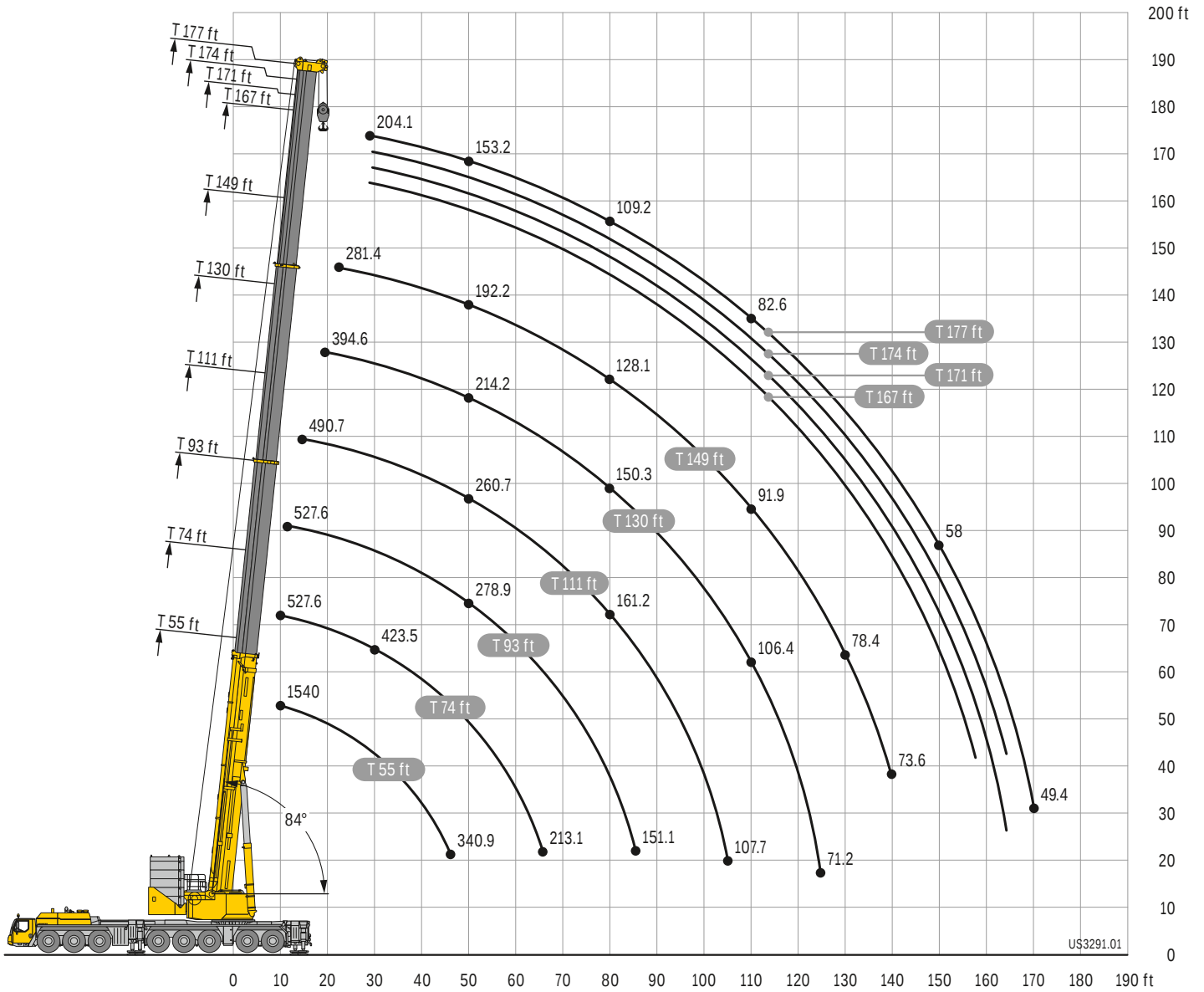
T5 263 ft Telescopic boom • Flèche télescopique



S3278.03

Lifting heights Hauteurs de levage

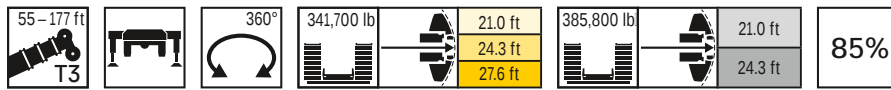
T3



Lifting capacities

Forces de levage

T3



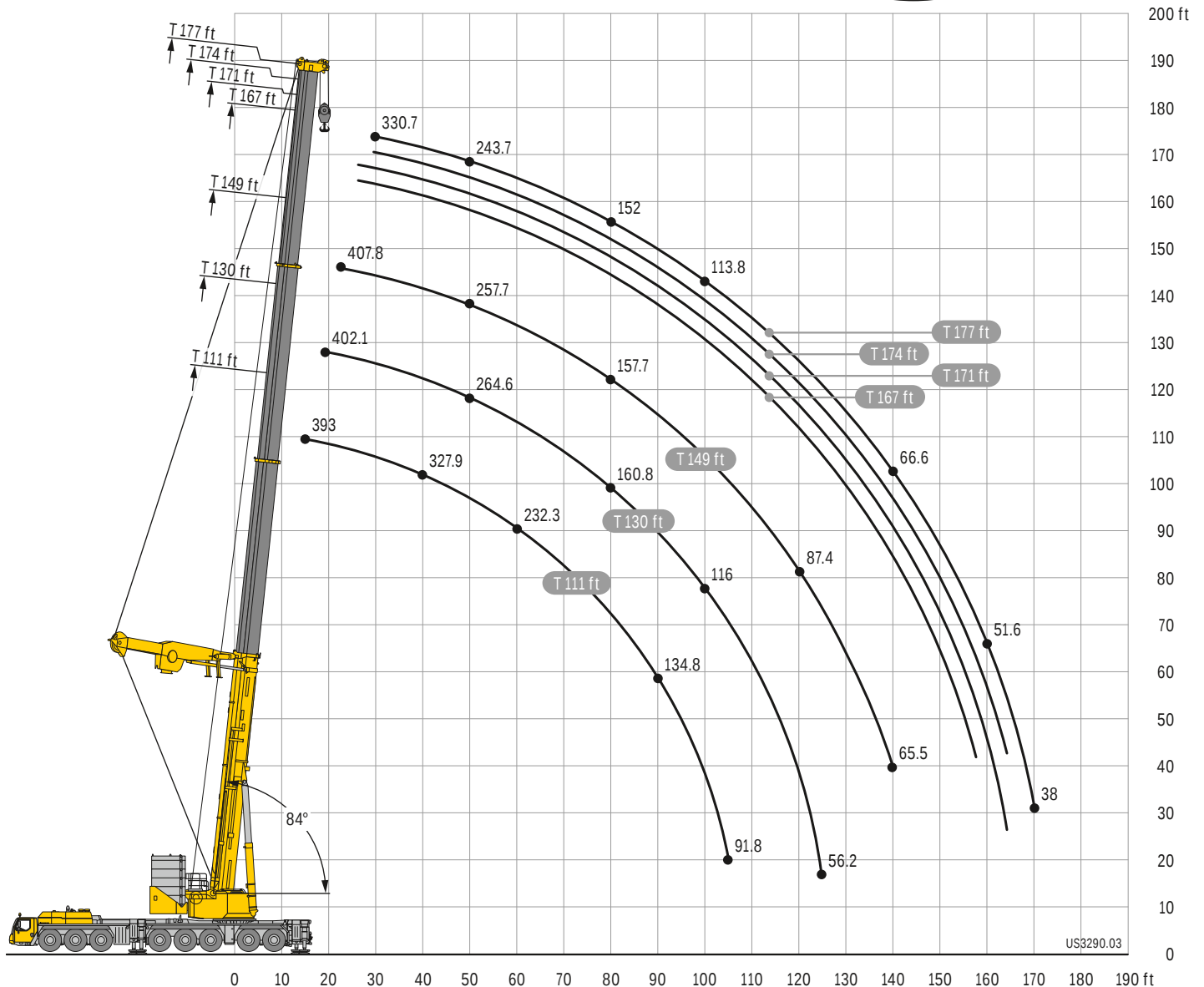
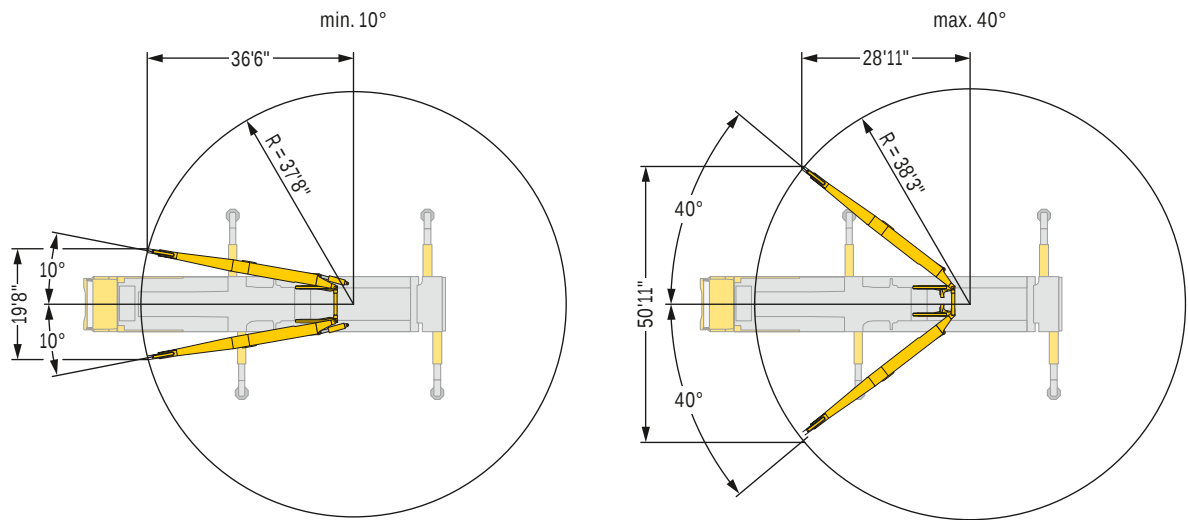
	55 ft		74 ft	93 ft	111 ft	130 ft	149 ft	167 ft	171 ft	174 ft	177 ft	
	*											
10	1540	527.6	527.6									10
11	1264	527.6	527.6									11
12	1071	527.6	527.6	527.6								12
13	936.7	527.6	527.6	527.6								13
14	830.3	527.6	527.6	527.6								14
15	726.5	527.6	527.6	527.6	490.7							15
16	662.2	527.6	527.6	527.6	495.5							16
17	563.8	527.6	527.6	527.6	500.1							17
18	527.7	527.6	527.6	527.6	504.3							18
19	527.7	527.6	527.6	520.9	503.4	394.6						19
20	527.7	527.6	527.6	526.1	494	385.7						20
22	527.7	520.6	525.5	513.2	477.7	367.9	281.4					22
24	527.7	493.8	495.4	485.8	454.9	351.3	300.9					24
26	513.6	471.8	469.5	460.5	431.4	335.8	289.9					26
28	490	446.8	446.4	437.7	410.2	321	279.4	231	223.7	208.8	204.1	28
30	469	423.9	423.5	417.8	390.6	307.4	269.4	224.4	217.4	203.7	199.3	30
32	448.9	403.1	405	398.3	372.8	294.5	259.7	217.8	211.2	198.7	194.1	32
34	431.2	384.2	386.1	385	356	282.7	250.6	211.7	205.3	193.7	189	34
36	414.3	366.8	368.8	368.6	340.5	271.6	241.9	205.7	199.7	189.1	184.1	36
38	398.7	350.9	352.9	352.9	326.1	261.2	233.8	199.8	194.2	184.6	179.2	38
40	384.2	336.1	338.1	338.3	313.7	251.6	226	194.3	189	180.2	174.3	40
45	340.9	317.4	314.5	306	284	230	208.3	181.3	176.7	170	163.3	45
50	235.2	235.6	288.9	278.9	260.7	214.2	192.2	169.6	165.5	160.6	153.2	50
55			259	259.5	238.6	200.6	178.4	159.2	155.6	151.4	144	55
60			234.2	234.5	219.8	188.8	166.2	149.8	146.6	142.7	135.8	60
65			213.1	213.3	202.9	177.4	155.1	141	138.2	134.7	128.2	65
70				194.8	188.1	167.7	145.4	132.7	130.6	127.6	121.4	70
75				178.2	175.3	158.3	136.1	125	123.3	120.8	115	75
80				163.9	161.2	150.3	128.1	118.2	116.9	114.6	109.2	80
85				151.1	148.7	142.9	120.5	111.6	110.5	108.7	104.1	85
90					137.9	136.4	113.7	105.6	104.6	103	99.1	90
95					128.2	130	107.4	100.3	99.4	97.9	94.4	95
100					119.2	121.9	101.6	95.2	94.4	93.1	90.3	100
105					107.7	113.7	96.2	90.6	89.9	88.6	86.2	105
110						106.4	91.9	86.1	85.7	84.5	82.6	110
115						99.9	88	82	81.6	80.5	79.2	115
120						94.2	84.5	78	77.8	76.8	75.8	120
125						71.2	81.2	74.4	74.1	73.3	72.4	125
130							78.4	71.1	70.8	70	69	130
135							75.8	67.8	67.7	66.9	66	135
140							73.6	64.9	64.7	64	63.2	140
145								62.2	62	61.3	60.5	145
150								59.7	59.5	58.9	58	150
155								57.5	57.2	56.5	55.7	155
160								55.5	55.1	54.4	53.5	160
165									45.6	52.5	51.5	165
170											49.4	170

* over rear · en arrière

maxtab_301_10001_00_000 / 10003_00_000 / 10201_00_000 / 10203_00_000

Lifting heights Hauteurs de levage

T3Y



Lifting capacities

Forces de levage

T3Y

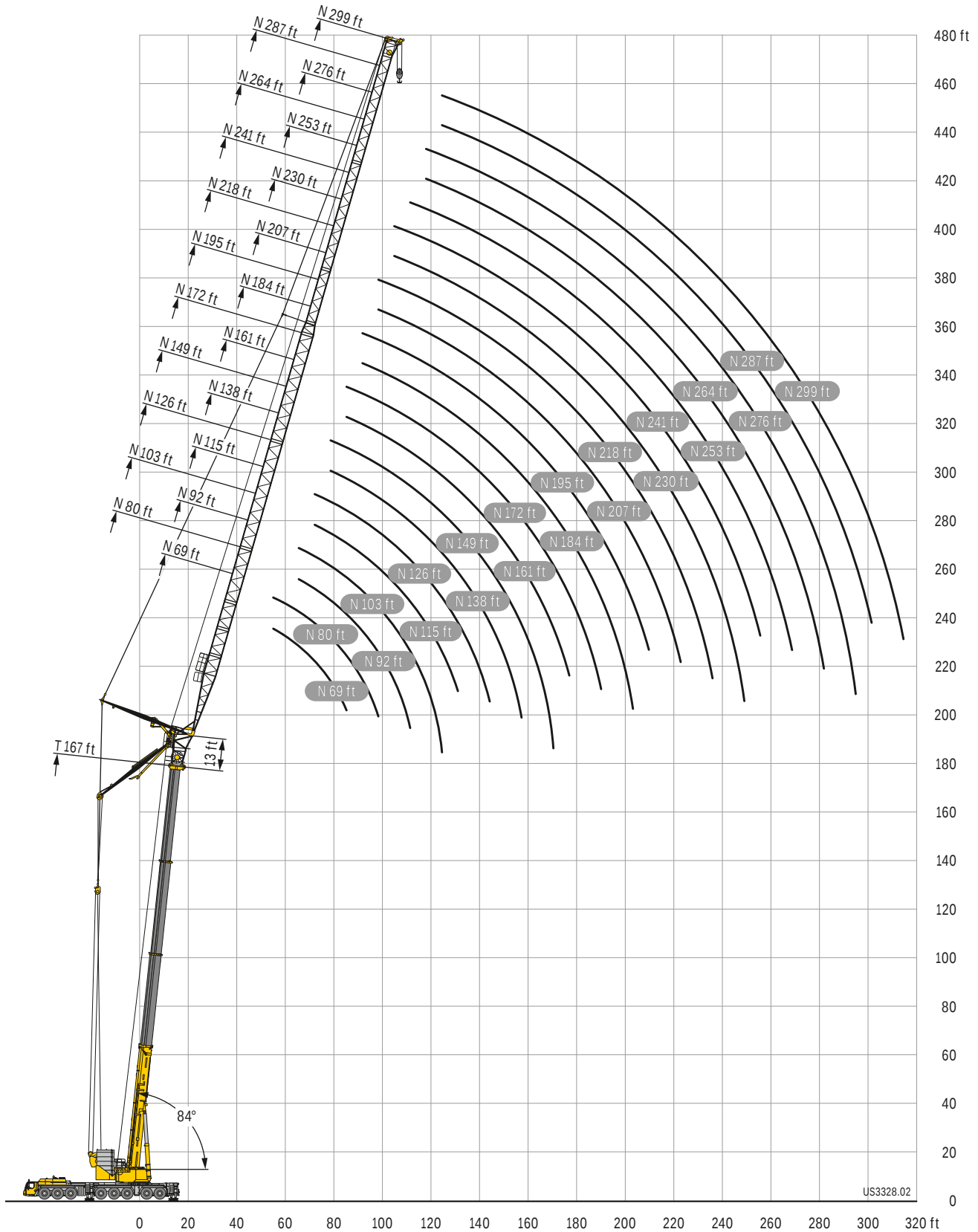


	111 ft	130 ft	149 ft	167 ft	171 ft	174 ft	177 ft	
15	393							15
16	512.9							16
17	509.1							17
18	505.3							18
19	501.1	402.1						19
20	492.5	444.3						20
22	464	444.1						22
24	438.3	427.2	407.8					24
26	441.2	405.4	389.3	364.7	357.3			26
28	418.8	385.6	371.1	355.6	350.6	344		28
30	398.3	367.4	354.2	340.3	338.1	335.3	330.7	30
32	384	373	360.1	325.7	335.8	329.2	319.7	32
34	367.3	356.7	344.7	331.6	326.2	319.7	306.6	34
36	352.1	341.7	330.7	319.1	315.6	309.6	308.4	36
38	341.4	327.7	317.6	306.6	304.7	299.6	298.5	38
40	327.9	318.6	309	295.1	293.7	289.9	288.1	40
45	297.5	289.4	281.3	272.6	271.3	268.6	264.6	45
50	271.5	264.6	257.7	250	249	248.3	243.7	50
55	256.8	250.5	243	233	233.4	228.3	225.2	55
60	232.3	227.1	220.8	213.9	213.1	212.2	209.2	60
65	211.2	206.9	201.7	195.7	194.9	194.3	193	65
70	192.2	189.6	185	179.7	179.1	178.8	177.8	70
75	175.5	174.3	170.5	165.7	165.2	165.1	164.1	75
80	160.5	160.8	157.7	153.3	153	152.9	152	80
85	146.8	148	146.3	142.3	142.1	142.1	141.2	85
90	134.8	136.1	135.9	132.2	131.9	132	131.2	90
95	123.9	125.2	125.8	122.8	122.7	122.8	122	95
100	114.3	116	116.4	114.4	114.4	114.5	113.8	100
105	91.8	107.7	108.4	106.4	106.8	107	106.3	105
110		100.1	100.9	99.6	99.7	99.8	99.3	110
115		93	94	93.2	93.5	93.6	93.1	115
120		86.3	87.4	86.8	87.3	87.7	87.4	120
125		56.2	81.5	80.8	81.4	81.8	81.6	125
130			76.1	75.4	75.9	76.4	76.2	130
135			71.1	70.4	71	71.4	71.2	135
140			65.5	65.9	66.4	66.8	66.6	140
145				61.7	62.2	62.6	62.4	145
150				57.8	58.3	58.7	58.6	150
155				54.2	54.7	55.1	54.9	155
160				44.2	51.4	51.8	51.6	160
165					33.2	46.8	48.5	165
170							38	170

maxtab_302_10201_00_000 / 10203_00_000

Lifting heights Hauteurs de levage

T3N



Lifting capacities

Forces de levage

T3N 69 – 80 ft

	74 ft + 13 ft*			93 ft + 13 ft*			111 ft + 13 ft*			130 ft + 13 ft*			149 ft + 13 ft*			167 ft + 13 ft*			
	84/83°	76°	66°	84/83°	76°	66°	84/83°	76°	66°	84/83°	76°	66°	84/83°	76°	66°	84/83°	76°	66°	
38	261.6																		38
40	261.6																		40
45	260.8			237.2			193.5												45
50	253.4			237.2			195.4			158.3									50
55	246.1			236.3			196.9			158.9			126					99.1	55
60	239.4	234.6		225.9			188.9			158.9			126					99	60
65	225.6	217.4		214.8	204.2		179.3			158.5			126					98.6	65
70	208.5	200.7		202.5	191.7		170.7			153.4			125.2					97.2	70
75	193.3	186.1		191.1	180.5		163.5	154		148.6			122.4					95	75
80	179.8	173.4		177.9	169		158.3	145.4		143.9	132.3		119.7					92.7	80
85		162.1	152.8		158		155.5	138.3		140	126.1		117.2	93.9				90.7	85
90		151.8	143.3		149.1			132.2			120.7		112.5	102.5				89	90
95			134.8		140.1	130.8		127.6			115.7			98.4				79.8	95
100			127.1			123.4		124.7			111.5			94.7				76.8	100
105			120.7			116.6			107.9		108.2			91.4				74	105
110						110.2			102.9					88.8				71.5	110
115									98.1									69.5	115
120									93										120
125																	70.1		125
130																	67.2		130
135																	64.6		135
140																		53.9	140
																		51.8	140

* adapter - piece d'adaptateur

Maxtab_t_275_303_00001_00_000_00003_00_000

	74 ft + 13 ft*			93 ft + 13 ft*			111 ft + 13 ft*			130 ft + 13 ft*			149 ft + 13 ft*			167 ft + 13 ft*				
	84/83°	76°	66°	84/83°	76°	66°	84/83°	76°	66°	84/83°	76°	66°	84/83°	76°	66°	84/83°	76°	66°		
45	241			214.1															45	
50	234.7			216.2			176.8												50	
55	228.1			216.3			177.6			144.3			114.6						55	
60	221.6			212.6			177.6			144.3			114.6					89.9	60	
65	215.9	214.7		206.6			174.3			144.3			114.6					89.3	65	
70	207.6	200		197	187.6		166.3			144.3			114.6					88.7	70	
75	193	185.5		186.4	177		158.8			141.3			114.1					88	75	
80	179.8	172.8		176.8	167.3		152.2	145.6		137.3			112					86.8	80	
85	168.2	161.7		166.2	157.4		146.4	137.6		133.4	124.5		109.7					85.2	85	
90	155.9	151.6	142.6	156.7	147.6		142	130.9		129.6	119		107.5	87.8				83.3	90	
95		142.6	134.2	146.4	138.9		139.8	124.9		126.3	114		105.6	96.4				81.7	95	
100		134.5	126.6		132.2	122.9		119.9		124.1	109.3		101.9	92.7				80.1	100	
105			119.7		125	116.2		116		120.7	105.2			89.3				77.4	105	
110			113.5			110		113.5	103.2		101.7			86.3				69.3	110	
115			108.5			104.3			97.9		99			83.6				66.9	115	
120						99.1			92.9					81.3				64.8	120	
125						94.1			88.1					80.1				63	125	
130									83.7					76.7					130	
135														73.8				67.6	135	
140														70.4				64.8	140	
145																		62.1	145	
150																		59.8	150	
155																			51.3	155
																			49.3	145
																			47.4	150
																			45.9	155

* adapter - piece d'adaptateur

Maxtab_t_275_303_00101_00_000_00103_00_000

Lifting capacities

Forces de levage

T3N 92 – 103 ft

	74 ft + 13 ft*			93 ft + 13 ft*			111 ft + 13 ft*			130 ft + 13 ft*			149 ft + 13 ft*			167 ft + 13 ft*			
	84/83°	76°	66°	84/83°	76°	66°	84/83°	76°	66°	84/83°	76°	66°	84/83°	76°	66°	84/83°	76°	66°	
45	226.6																		45
50	222.1			194.6															50
55	215.6			195.3				160.4			131.2								55
60	209.3			193.8				160.4			131.1			104.1					60
65	203.8			190.8				160.4			131.1			104.1			80.2		65
70	199	194.4		187.3				159.1			131.1			104.1			79.8		70
75	190.7	183.8		180.9	172.2			154			131			104.1			79.4		75
80	179.3	172		171.9	163.2			147.7			129.6			103.8			78.8		80
85	167.7	160.9		163.7	155			142.1	136		126.3			102.2			78.2		85
90	157.3	150.9		155.4	146.8			136.9	129.5		123.2	115.5		100.3			77.3		90
95	147.9	142		146.2	138.2			132.6	123.4		120.1	111.1		98.5	80.9		76		95
100	136.2	133.9		138.7	130.3			129.2	117.9		117.3	106.9		96.8	89.4		74.5		100
105	114.3	126.7	118.9	131		115.4		127.4	113.2		114.7	102.9		94	86.4		73.2	68.3	105
110		120.5	112.7		118	109.2			109.2		113.1	99.2		92.4	83.4		72	66.3	110
115		114.3	106.9		112	103.5			106.1	97		95.8			80.8		69.7	64.2	115
120			101.6			98.4			102.6	92.1		93			78.3			62.2	120
125			97.5			93.6				87.4		90.8	74.1		76.1			60.3	125
130						89				83.1			76.2		74.3			58.6	130
135						84.6				79.1			73.1			55.4		57.1	135
140										75.3			69.7			61.3			140
145													66.5			58.9			145
150													63.5			56.8		46.3	150
155															55			44.6	155
160																		43	160
165																		41.6	165

* adapter - piece d'adaptateur

Maxtab_t_275_303_00201_00_000_00203_00_000

	74 ft + 13 ft*			93 ft + 13 ft*			111 ft + 13 ft*			130 ft + 13 ft*			149 ft + 13 ft*			167 ft + 13 ft*			
	84/83°	76°	66°	84/83°	76°	66°	84/83°	76°	66°	84/83°	76°	66°	84/83°	76°	66°	84/83°	76°	66°	
50	203.8																		50
55	199.5			177.1				146.5											55
60	193.8			176.1				146.5			120.2								60
65	188.9			174.1				146.5			120.1			95.4			72.7		65
70	184.5			171.8				146.5			120.1			95.4			72.5		70
75	180.6	176.3		169.1				146.3			120.1			95.4			72.3		75
80	177	169.6		166.2	159.3			142.9			120.1			95.4			71.9		80
85	167.5	159.6		159.5	151.7			137.7			119.4			95.2			71.5		85
90	157.7	150.5		152.4	144.5			132.6	128		116.6			93.8			71.1		90
95	148.4	141.8		145.7	137.6			128	122.3		114.1	107.8		92.2			70.5		95
100	139.6	133.8		138	130.2			124.1	117		111.5	104.4		90.7	75.2		69.9		100
105	131.3	126.6	118.6	130.5	123.1			120.5	111.9		109	100.8		89.3	83.4		68.8		105
110	124.3	120	112.5	124.2	116.8			117.6	107.4		106.7	97.3		87.9	81		67.6	63.3	110
115	111.2	114	106.7	117.9	111.8	103		115.7	103.5		104.7	94		85.5	78.5		66.5	61.7	115
120		109	101.4		106.3	97.9		110	100		103.2	90.8		84.3	76.1		65.5	60	120
125		103.8	96.5		101.3	93.2			97.3	86.8		88		83.2	73.9		63.5	58.3	125
130			92		96.5	88.7			92.9	82.6		85.5			71.8			56.6	130
135			88.5			84.5			88.4	78.7		83.6	72.6		69.9			55	135
140						80.6				75		80.5			68.3			53.5	140
145						76.9				71.6			66.1		57.4		58.6	52.3	145
150										68.5			63.2			56.3			150
155										65.5			60.5			54.3		44.1	155
160													57.9			52.5		42.4	160
165																50.9		40.9	165
170																49.5		39.6	170
175																		38.3	175

* adapter - piece d'adaptateur

Maxtab_t_275_303_00301_00_000_00303_00_000

Lifting capacities Forces de levage

T3N 115 – 126 ft

	74 ft + 13 ft*			93 ft + 13 ft*			111 ft + 13 ft*			130 ft + 13 ft*			149 ft + 13 ft*			167 ft + 13 ft*			
	N 115 ft																		
	84/83°	76°	66°	84/83°	76°	66°	84/83°	76°	66°	84/83°	76°	66°	84/83°	76°	66°	84/83°	76°	66°	
55	180.5			158.6															55
60	177.9			157.2			133												60
65	174.5			155.7			132.5			109.4			86.9						65
70	170.5			154.2			131.8			109.4			86.9			65.3			70
75	167.1			152.4			131			109.4			87			65.1			75
80	163.9	159.5		150.9			130.1			109.4			87			65			80
85	161	155.3		149.5	145.9		129.4			109.4			87			64.7			85
90	155.3	147.9		147.3	140.7		127			109			86.7			64.5			90
95	147	139.9		141.6	134.5		123.6	119.8		107.1			85.6			64.1			95
100	139.4	132.7		135.8	128.2		119.5	114.9		105.1	100		84.4			63.7			100
105	131.3	125.9		129.9	121.9		115.8	110.3		103.1	97.2		83.1	69.2		63.3			105
110	123.6	119.4	111.6	123.3	116		112.4	105.9		100.9	94.4		81.8	77.1		62.7			110
115	116.6	113.4	105.9	117.1	110.3		109.5	101.7		98.9	91.4		80.6	75.1		61.9	58		115
120	110.6	107.9	100.6	111.8	104.9	97	107.2	97.8		97.1	88.5		78.9	73.2		61	56.7		120
125	100	102.9	95.8	106.6	100.7	92.3	104.6	94.4		95.4	85.7		77.5	71.1		60	55.4		125
130		98.4	91.3	98.1	96.1	87.9	99.7	91.7	81.7	93.1	83		76.5	69.1		59.2	54		130
135		94	87		91.7	83.7		88.1	77.8		80.7		75.8	67.1		58.6	52.5		135
140			83.3		87.5	79.9		84	74.2		78.6	68.4		65.3		51			140
145			79.9			76.3		80.1	70.9		76.5	65.3		63.7		49.7			145
150			76.4			73			67.8		73.1	62.4		62.4	55.3	48.4			150
155						69.9			64.9			59.8		61.3		47.3			155
160									62.2			57.3			51.3	46.4			160
165									59.6			54.9			49.5			39.7	165
170												52.7			47.9			38.3	170
175												50.8			46.4			36.9	175
180															45.2			35.7	180
185																		34.7	185
190																		33.7	190

* adapter - piece d'adaptateur

Maxtab_t_275_303_00401_00_000_00403_00_000

	74 ft + 13 ft*			93 ft + 13 ft*			111 ft + 13 ft*			130 ft + 13 ft*			149 ft + 13 ft*			167 ft + 13 ft*			
	N 126 ft																		
	84/83°	76°	66°	84/83°	76°	66°	84/83°	76°	66°	84/83°	76°	66°	84/83°	76°	66°	84/83°	76°	66°	
55	161.7																		55
60	160.8			141.7															60
65	159			140.5			119.6			100.2									65
70	157.1			139.4			119			99.9			79.3						70
75	154.7			138.1			118.4			99.6			79.3			58.8			75
80	151.9			136.8			117.9			99.2			79.3			58.8			80
85	149.4	144.5		135.8			117.2			99			79.3			58.6			85
90	147.1	141.7		134.8	131.2		116.6			98.8			79.1			58.4			90
95	144.2	137.5		133.8	129.6		116.1			98.6			78.7			58.2			95
100	137.3	130.6		131.9	125.3		114.9	111.2		98.2			78.1			58			100
105	130.6	124.2		127	119.6		111.8	107.2		96.9	91.8		77.3			57.7			105
110	124.5	118.3		121.7	114		108.7	103.3		95.2	89.9		76.2			57.3			110
115	118.1	112.9		116.2	108.8		105.7	99.6		93.6	87.7		75.2	71		57			115
120	111.7	107.5	100.1	110.9	104		103.1	96.1		91.9	85.3		74.3	69.5		56.6	53.2		120
125	105.9	102.5	95.3	106.4	99.3		100.8	92.8		90.4	82.9		73.3	67.9		56	52.1		125
130	99.7	97.9	90.9	101.6	95.8	87.5	98.5	89.7		88.8	80.5		71.6	66.4		55.2	51		130
135	91.6	93.5	86.6	97.1	91.5	83.3	94.9	86.9	68.4	86.5	78.2		70.8	64.7		54.5	49.8		135
140		89.6	82.6	89.4	87.3	79.5	90.8	83.4	83.4	73.5	84.3	76.1	70.1	63		53.8	48.7		140
145		85.6	78.9		83.4	75.9		79.7	70.2	82.5	74.2		69.7	61.5		53.4	47.5		145
150			76.1		79.8	72.6		76.2	67.1		72.2	61.6		60		51.9	46.3		150
155			72.9			69.6		72.9	64.2		69.5	59		58.7		45.1			155
160			69.8			66.7			61.5		66.6	56.5		57.6	50.2	44.1			160
165						63.9			59			54.2		56.8	48.5	43.2			165
170						61.3			56.6			52			46.9	42.4		37	170
175									54.4			49.9			45.4			35.8	175
180												48			44.1			34.6	180
185												47			42.9			33.5	185
190															41.8			32.5	190
195																		31.5	195
200																		30.7	200

* adapter - piece d'adaptateur

Maxtab_t_275_303_00501_00_000_00503_00_000

Lifting capacities Forces de levage

T3N 138 – 149 ft



	74 ft + 13 ft*			93 ft + 13 ft*			111 ft + 13 ft*			130 ft + 13 ft*			149 ft + 13 ft*			167 ft + 13 ft*				
	N 138 ft																			
	84/83°	76°	66°	84/83°	76°	66°	84/83°	76°	66°	84/83°	76°	66°	84/83°	76°	66°	84/83°	76°	66°		
60	144.4																		60	
65	142.6																		65	
70	140.9			126.3					107.8										70	
75	139.2			124.1					106.5							71.5		52.9	75	
80	137.3			123					105.9							71.4		52.8	80	
85	135.6			122					105.3							71.4		52.8	85	
90	134	131.1		120.6					104.8							71.4		52.7	90	
95	132.3	128.7		119.6	117.4				104.2							71.4		52.5	95	
100	130.7	126.3		118.6	116.5				103.4							71.4		52.4	100	
105	128	121.6		117.7	115.2				103	100.7						71.1		52.1	105	
110	122	115.9		116.7	111.4				102.5	99.7						70.7		51.9	110	
115	116.5	110.6		113.3	106.8				101.3	97						69.8		51.6	115	
120	110.8	105.8		109.2	102.1				98.8	93.7						68.9	65.2	51.4	120	
125	105	101.2	94.1	104.7	97.8				96.3	90.6						68.1	64.1	51.1	125	
130	99.6	97	89.8	100.4	93.8				94	87.7						67.2	62.8	50.7	130	
135	95.4	92.6	85.6	96.4	89.8	82.2			91.5	84.9						66.4	61.5	50.3	135	
140	90.7	88.5	81.6	92.3	86.5	78.4			88.9	82.3						65	60.1	49.8	140	
145	80.4	84.6	78	88.3	82.6	74.9			86.5	79.2	69.4					64.3	58.7	49.2	145	
150	70.4	81.4	74.6	81.5	79.1	71.6			82.7	75.7	66.3	76.2				63.8	57.3	48.6	150	
155		78	71.9		75.7	68.6			79.1	72.5	63.5	74.5				63.4	55.9	48.2	155	
160		74.7	69.3		72.6	65.7			69.5	60.8	65.1	55.4				63.4	54.7	46.9	160	
165			66.5		69.5	63.1			66.6	58.4	63.1	53.1				53.6	47.2	40.8	165	
170			63.8			60.6			63.9	56	60.6	50.9				52.6	45.6	39.9	170	
175			61.2			58.2				53.8		48.9				51.8	44	39.1	175	
180						55.9				51.7		47					42.6	38.4	33.4	180
185										49.7		45.2					41.3		32.3	185
190										48.6		43.9					40.1		31.3	190
195												43					39.1		30.3	195
200																	37.8		29.3	200
205																	36.3		28.5	205
210																			27.8	210

* adapter - piece d'adaptateur

Maxtab_t_275_303_00601_00_000_00603_00_000



	74 ft + 13 ft*			93 ft + 13 ft*			111 ft + 13 ft*			130 ft + 13 ft*			149 ft + 13 ft*			167 ft + 13 ft*				
	N 149 ft																			
	84/83°	76°	66°	84/83°	76°	66°	84/83°	76°	66°	84/83°	76°	66°	84/83°	76°	66°	84/83°	76°	66°		
65	129.8																		65	
70	128.7																		70	
75	127.7			113.2					97.5										75	
80	126.8			112.6					96.8							64.6		47.9	80	
85	126			112.1					96.5							64.6		47.9	85	
90	124.4			111.7					96.3							64.6		47.8	90	
95	123.2	118.7		110.7					96.1							64.6		47.7	95	
100	121.8	117		110.4	105.5				96.1							64.6		47.6	100	
105	120.4	115.2		110.3	105.1				95.6							64.6		47.5	105	
110	118.8	113.4		110.1	104.7				95.4	90.7						64.6		47.3	110	
115	114.8	109		109	103.5				95.1	90.6						64.5		47.1	115	
120	109.8	104.2		105.5	99.8				94.5	90						64		46.9	120	
125	104.6	99.8		102	96				92.6	87.3						63.4	59.9	46.7	125	
130	99.4	95.7	88.7	98.6	92				90.4	84.5						62.7	59.3	46.5	130	
135	94.5	91.9	85	94.8	88.3				88	81.9						62	58.2	46.2	135	
140	90	88.2	81.3	91.2	84.8	78			85.5	79.4						61.3	57.1	46	140	
145	86.1	84.4	77.7	88.3	81.9	74.6			83.1	77						60.6	56	45.7	145	
150	82.1	80.8	74.3	84.6	78.9	71.3			80.9	74.7	65.6					59.4	54.9	45.3	150	
155	74	77.4	71.1	81	75.6	68.3			78.8	72	62.8					58.8	53.7	44.8	155	
160	67.4	74.4	68.2	74.4	72.5	65.4			75.7	69	60.2					58.4	52.5	44.3	160	
165		71.4	65.8		69.6	62.8			72.6	66.2	57.7					58.1	51.3	44	165	
170		68.6	63.4		66.8	60.3				63.6	55.4					58.1	50.3	37.5	170	
175			60.9		64.2	58				61.1	53.2					49.4	43	37.2	175	
180			58.6			55.8				58.9	51.2					48.5	41.7	36.5	180	
185			56.4			53.7					49.2					47.8	40.3	35.8	185	
190						51.7					47.4					47.4	39.1	35.2	190	
195											45.6						37.9	34.6	29.3	195
200											44.7						36.9		28.4	200
205																	35.8		27.5	205
210																	34.5		26.7	210
215																	33.2		25.9	215
220																			25.3	220

* adapter - piece d'adaptateur

Maxtab_t_275_303_00701_00_000_00703_00_000

Lifting capacities Forces de levage

T3N 161 ft



	74 ft + 13 ft*			93 ft + 13 ft*			111 ft + 13 ft*			130 ft + 13 ft*			149 ft + 13 ft*			167 ft + 13 ft*			
	84/83°	76°	66°	84/83°	76°	66°	84/83°	76°	66°	84/83°	76°	66°	84/83°	76°	66°	84/83°	76°	66°	
	N 161 ft																		
65	117.4																		65
70	116.3			103.2															70
75	115.4			102.6			88			74.1									75
80	114.5			102			87.6			74.1			58.2						80
85	113.7			101.4			87.3			73.9			58.3			43.1			85
90	113.1			100.9			86.9			73.7			58.3			43			90
95	111.8			100.3			86.6			73.4			58.2			42.9			95
100	111.1	106.8		99.7			86.2			73.2			58.2			42.9			100
105	110.3	106		98.9	95		85.9			73			58.2			42.8			105
110	109.4	104.8		98.5	94.6		85.7			72.9			58.2			42.7			110
115	108.5	103.4		98	94.3		85.3	81.7		72.8			58.2			42.6			115
120	107	101.5		97.6	94		85	81.5		72.7	68.4		58.2			42.5			120
125	103	97.6		97.3	92.6		84.8	81.4		72.5	69.3		58.2			42.3			125
130	98.5	93.6		94.8	89.6		84.5	80.7		72.4	69.3		57.8	53.9		42.1			130
135	93.6	89.8		91.9	86.6		83.6	78.3		72.2	68.5		57.3	54.2		41.9	39.9		135
140	89.1	86.3	79.6	89.1	83.2		81.5	75.9		71.5	67		56.7	53.5		41.7	39.7		140
145	85	82.9	76.4	86.2	79.9		79.3	73.6		70.7	65.1		56.1	52.6		41.5	39.3		145
150	81.2	79.8	73.3	83	76.9	70.2	77.2	71.5		69.3	63.3		55.5	51.6		41.3	38.6		150
155	78.5	76.5	70.2	80.2	74.4	67.2	75.1	69.4		67.6	61.5		54.7	50.7		41.1	37.9		155
160	75.1	73.4	67.2	77	71.6	64.4	73.3	67.4	59.1	65.9	59.9		53.9	49.7		40.8	37.1		160
165	68.9	70.7	64.5	73.7	68.7	61.8	71.5	65.3	56.6	64.4	58.2		53.4	48.7		40.4	36.4		165
170	64.1	68.1	62	68	66	59.3	69.1	62.8	54.3	63	56.7	49.1	53	47.7		40.1	35.7		170
175		65.5	60.3	61.2	63.5	57	66.4	60.3	52.1	61.8	55.2	47.5	52.8	46.7		39.8	35		175
180		63	58		61.1	54.8		58	50.1	60.8	53.8	45.6	52.8	45.8	40	39.6	34.3		180
185			55.9		58.8	52.8		55.8	48.2		52.5	43.8		45	38.8	38.6	33.5		185
190			53.8			50.8		53.9	46.4		51	42.2		44.2	37.6		32.8	28.6	190
195			51.8			49			44.7		49.1	40.6		43.6	36.5		32.2	27.7	195
200						47.2			43.1			39.3		43.2	35.4		31.6	26.9	200
205						45.5			41.5			38.2			34.3		31.2	26	205
210									40.9			37.3			33.4			25.3	210
215												36.4						24.6	215
220												35.1						23.8	220
225															29.9			23.1	225
230																		22.5	230
235																		22	235

* adapter - piece d'adaptateur

Maxtab_t_275_303_00801_00_000_00803_00_000

Lifting capacities Forces de levage

T3N 172 ft



	74 ft + 13 ft*			93 ft + 13 ft*			111 ft + 13 ft*			130 ft + 13 ft*			149 ft + 13 ft*			167 ft + 13 ft*			
	84/83°	76°	66°	84/83°	76°	66°	84/83°	76°	66°	84/83°	76°	66°	84/83°	76°	66°	84/83°	76°	66°	
	N172 ft																		
70	106.3																		70
75	105.5			93.6			80.6												75
80	104.6			93.1			80.2			67.2									80
85	103.9			92.5			79.9			67.2			53			39.1			85
90	103.2			92			79.5			67.1			53			39.1			90
95	102.6			91.6			79.3			67.1			53			39.1			95
100	102.2			91.3			79.1			67.1			53			39			100
105	101.2	96.9		91			78.9			67			53			39			105
110	100.8	96.4		90.9	86.2		78.9			66.9			53			38.9			110
115	100.4	95.8		90.4	85.9		78.7			66.9			53			38.8			115
120	99.8	95		90	85.6		78.6	74.4		66.8			53			38.7			120
125	98.9	93.9		89.9	85.4		78.4	74.3		66.7	62.5		53			38.6			125
130	97	92.1		89.6	85.2		78.1	74.2		66.7	62.7		53			38.4			130
135	94.1	88.9		89.3	84.5		78.1	74.2		66.7	62.9		53	49.3		38.3			135
140	90.4	85.4		87.9	81.9		77.9	73.9		66.5	63.1		52.9	49.5		38.1	36.3		140
145	86.2	82	75.5	84.9	78.8		77.5	73.1		66.2	62.5		52.5	49.5		37.9	36.1		145
150	82.2	78.8	72.6	81.7	75.6		76.4	71.4		65.8	61.5		52	48.8		37.8	36		150
155	78.6	76	69.9	78.7	72.8	66.4	74.7	69.4		65.1	60.4		51.5	48		37.6	35.6		155
160	75.2	73.3	67.2	75.9	70.3	63.9	72.8	66.9		64.4	59.2		51	47.3		37.4	35		160
165	72.3	70.4	64.5	73.6	68.3	61.4	70.7	64.1	56.6	63.6	58		50.6	46.5		37.3	34.4		165
170	68.3	67.7	61.9	70.8	65.7	59	68	61.8	54.3	62.2	56.5		50.2	45.7		37.1	33.8		170
175	61.7	65.3	59.5	67.3	63.2	56.6	65.8	60.1	52.2	60.9	55.1	45.9	49.3	44.9		37	33.1		175
180	57.7	62.8	57.4	62.5	60.8	54.5	64.1	58.1	50.1	59.7	53.6	44.6	49	44.1		36.7	32.5		180
185	45.4	60.5	55.5	55.6	58.6	52.4	61.7	55.9	48.2	58.6	51.5	43.3	48.8	43.3	31.5	36.5	31.9		185
190		58.3	53.5		56.4	50.5		53.9	46.4	56.4	49.6	41.8	48.8	42.5	36.7	36.3	31.3		190
195		56.1	51.6		54.4	48.7		51.9	44.7		48.2	40.2		41.9	35.6	35.4	30.8		195
200			49.8		52.4	46.9		50.6	43.1		47.1	38.7		41.3	34.6		30.2	25.8	200
205			48			45.3			41.5		45.9	37.5		40.7	33.7		29.7	25	205
210						43.7			40			36.5		40.5	32.7		29.2	24.3	210
215						42.2			38.6			35.6			31.8		28.8	23.6	215
220									38.1			34.8			31			22.9	220
225												33.7			30			22.3	225
230												32.5			28.9			21.7	230
235														27.9				21.1	235
240																		20.6	240
245																		20.1	245

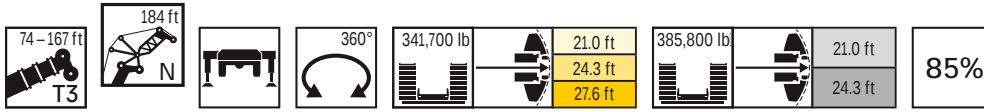
* adapter - piece d'adaptateur

Maxtab_t_275_303_00901_00_000_00903_00_000

Lifting capacities

Forces de levage

T3N 184 ft



	74 ft + 13 ft*			93 ft + 13 ft*			111 ft + 13 ft*			130 ft + 13 ft*			149 ft + 13 ft*			167 ft + 13 ft*				
	84/83°	76°	66°	84/83°	76°	66°	84/83°	76°	66°	84/83°	76°	66°	84/83°	76°	66°	84/83°	76°	66°		
	N 184 ft																			
75	95.6			84.9															75	
80	94.8			84.4			72.7												80	
85	94.1			83.9			72.4				60.7		47.8						85	
90	93.4			83.4			72				60.6		47.8			35			90	
95	92.9			82.9			71.7				60.6		47.8			35			95	
100	92.2			82.4			71.3				60.6		47.8			35			100	
105	91.6			82			71.1				60.4		47.8			34.9			105	
110	91	87.2		81.6			70.8				60.2		47.8			34.8			110	
115	90.2	86.6		81.2	77.6		70.5				60.1		47.8			34.8			115	
120	89.7	86.2		80.8	77.3		70.3				60		47.8			34.7			120	
125	89.2	85.9		80.2	77		70.1	67.1			59.8		47.8			34.6			125	
130	88.7	85.5		79.8	76.8		69.9	67			59.7	56.1	47.8			34.5			130	
135	88.2	84.6		79.6	76.6		69.8	66.9			59.6	56.4	47.8			34.4			135	
140	87	83.4		79.4	76.5		69.5	66.8			59.6	56.5	47.8	44.2		34.3			140	
145	85	80.2		79.2	76		69.4	66.8			59.6	56.6	47.8	44.4		34.2	32.5		145	
150	81.3	77.1	70.8	78.9	73.9		69.3	66.7			59.4	56.8	47.7	44.5		34	32.3		150	
155	77.7	74.2	68.1	76.9	71.2		69.2	66.1			59.3	56.6	47.4	44.5		33.9	32.2		155	
160	74.3	71.5	65.6	74.2	68.5	62.6	69.1	64.4			59.3	55.8	47.1	44.1		33.7	32		160	
165	71.2	69	63.3	71.4	66.1	60.4	67.6	62.7			59.1	54.8	46.6	43.4		33.6	31.7		165	
170	68.2	66.6	60.9	69.1	64.4	58.2	66	60.6	52.6		58.6	53.6	46.3	42.7		33.5	31.2		170	
175	65.7	64.3	58.6	67.3	62.6	56	64.5	58.3	50.9		57.6	52.3	45.9	42		33.4	30.6		175	
180	62.5	61.8	56.3	65.1	60.3	53.9	62.2	56.1	49.1		56.3	51	45.5	41.3		33.2	30.1		180	
185	56.5	59.7	54.2	62.4	58.1	51.9	59.9	54.5	47.2		55.2	49.7	41.6	44.7		33.1	29.5		185	
190	53.7	57.5	52.4	57.8	56	49.9	58.5	53	45.4		54.1	48.5	40.2	44.5		33	29		190	
195	44.9	55.5	50.7	53.4	54	48.1	56.7	51.1	43.7		53.1	47	39	44.4	39.3	34.1	32.8	28.5	195	
200		53.5	48.9		52	46.4	53.5	49.3	42.1		51.8	45.2	37.6	44.4	38.7	33.1	32.7	28	200	
205		51.6	47.2		50.2	44.7		47.5	40.6			43.6	36.4	44.3	38.1	32.1	32.5	27.5	23.4	205
210			45.6		48.4	43.1		46.2	39.1			42.5	35.2		37.5	31.2		27	22.7	210
215			44			41.7		44.8	37.7			42	34.1		37.2	30.2		26.5	22.1	215
220			42.5			40.2			36.4			41.1	33.2		36.9	29.1		26.1	21.4	220
225						38.8			35.1				32.4		36.3	28.1		25.8	20.8	225
230									34.6				31.6			27.4			20.2	230
235									33.5				30.5			26.7			19.6	235
240													29.4		26				19.1	240
245															25				18.5	245
250															24.1				18.1	250
255																			17.6	255

* adapter - piece d'adaptateur

Maxtab_t_275_303_01001_00_000_01003_00_000

Lifting capacities

Forces de levage

T3N 195 ft



	74 ft + 13 ft*			93 ft + 13 ft*			111 ft + 13 ft*			130 ft + 13 ft*			149 ft + 13 ft*			167 ft + 13 ft*			
	84/83°	76°	66°	84/83°	76°	66°	84/83°	76°	66°	84/83°	76°	66°	84/83°	76°	66°	84/83°	76°	66°	
	N 195 ft																		
80	86.2			77															80
85	85.5			76.5			66.1			55.5									85
90	84.8			76			65.8			55.5			43.4						90
95	84.2			75.6			65.5			55.5			43.5			31.8			95
100	83.7			75.2			65.3			55.4			43.5			31.8			100
105	83.2			74.8			65			55.4			43.5			31.8			105
110	82.7			74.5			64.8			55.3			43.5			31.7			110
115	82.4	78.6		74.3			64.6			55.1			43.5			31.7			115
120	82.1	78.1		74	70.4		64.4			55			43.5			31.6			120
125	81.6	77.7		73.7	70.1		64.2			54.9			43.5			31.5			125
130	81.1	77.4		73.4	69.8		64	60.9		54.8			43.5			31.5			130
135	80.8	77.1		72.9	69.6		63.9	60.8		54.7	51.2		43.5			31.4			135
140	80.4	76.9		72.8	69.4		63.8	60.7		54.6	51.4		43.5			31.4			140
145	79.8	76.6		72.6	69.3		63.6	60.6		54.5	51.5		43.5	40.2		31.3			145
150	79.2	75.5		72.5	69.3		63.4	60.6		54.4	51.6		43.5	40.3		31.2	29.5		150
155	76.9	73.2		72.3	69.3		63.4	60.6		54.4	51.8		43.5	40.4		31	29.4		155
160	73.9	70.6	64.6	72.2	67.9		63.3	60.6		54.4	51.9		43.5	40.5		30.9	29.3		160
165	70.9	68	62.3	71.1	65.7		63.3	60.2		54.3	51.9		43.4	40.6		30.8	29.2		165
170	68	65.6	60.1	68.7	63.3	57.3	63.2	58.9		54.3	51.4		43.2	40.4		30.6	29		170
175	65.2	63.4	58	66.1	61.2	55.4	62	57.4		54.3	50.5		42.9	39.8		30.6	28.8		175
180	63.3	61.4	56.1	64.1	59.3	53.5	60.6	55.9	47.9	54.1	49.3		42.5	39.2		30.5	28.4		180
185	61.1	59.3	54	62.2	57.7	51.6	59.3	53.8	46.6	53	48.1		42.2	38.7		30.4	27.9		185
190	58.4	57.2	52	60.1	55.8	49.7	57.7	51.8	45.1	52	47	39.8	41.9	38.1		30.3	27.4		190
195	53.3	55.7	50.1	57.8	53.8	47.9	55.6	50.1	43.5	50.9	45.9	38.5	41.2	37.5		30.2	26.9		195
200	50.9	53.8	48.9	53.6	52	46.2	54	48.9	41.9	50	44.8	37.4	41	36.9	32.2	30.2	26.5		200
205	44.1	51.9	47.3	50.8	50.2	44.5	52.8	47.5	40.4	49.1	43.7	36.3	40.9	36.4	31.3	30.1	26.1		205
210		50.1	45.7	41	48.4	43	50.4	45.8	38.9	48.3	42.4	35.2	40.9	35.8	30.4	29.9	25.6		210
215		47.8	44.2		46.8	41.5		44.2	37.5	36	40.9	34.1	40.9	35.3	29.6	29.9	25.2	21.3	215
220			42.7		45.2	40.1		42.9	36.2		39.6	33		34.8	28.7		24.8	20.6	220
225			41.3			38.7		41.8	35		39.1	32.1		34.5	27.8		24.4	20	225
230			39.9			37.4			33.8		38.5	31.2		34.2	26.7		24	19.4	230
235						36.2			32.6			30.4		33.8	25.7		23.7	18.9	235
240									32.2			29.6			24.9		23.5	18.4	240
245									31.2			28.6			24.3			17.8	245
250												27.6			23.7			17.3	250
255												26.6			23.1			16.9	255
260															22.2			16.4	260
265																		16.1	265
270																		15.8	270

* adapter - piece d'adaptateur

Maxtab_t_275_303_01101_00_000_01103_00_000

Lifting capacities Forces de levage

T3N 207 ft



	74 ft + 13 ft*			93 ft + 13 ft*			111 ft + 13 ft*			130 ft + 13 ft*			149 ft + 13 ft*			167 ft + 13 ft*			
	84/83°	76°	66°	84/83°	76°	66°	84/83°	76°	66°	84/83°	76°	66°	84/83°	76°	66°	84/83°	76°	66°	
80	78.6																		80
85	77.9			69.6			59.8												85
90	77.3			69.2			59.6			50.2									90
95	76.7			68.7			59.5			50.2			39.1			28.3			95
100	76.2			68.3			59.3			50.1			39.2			28.3			100
105	75.6			67.9			59			50.1			39.1			28.3			105
110	75.2			67.6			58.8			50.1			39.1			28.3			110
115	74.8			67.3			58.5			50			39.1			28.2			115
120	74.4	71.1		67			58.3			49.9			39.1			28.2			120
125	74.1	70.6		66.8	63.5		58.1			49.7			39.1			28.1			125
130	73.8	70.3		66.5	63.3		57.9			49.6			39.1			28.1			130
135	73.2	70		66.1	63		57.8	54.8		49.5			39.1			28			135
140	72.7	69.7		65.9	62.8		57.6	54.8		49.4	46.1		39.1			28			140
145	72.1	69.4		65.6	62.6		57.5	54.7		49.3	46.3		39.1			27.9			145
150	71.4	69.2		65.4	62.5		57.4	54.6		49.2	46.3		39.1	35.9		27.8			150
155	70.7	69		65.3	62.4		57.3	54.6		49.2	46.4		39.1	36.1		27.8	26.2		155
160	70.1	68.5		65.1	62.4		57.1	54.6		49.2	46.5		39.1	36.1		27.7	26.1		160
165	69	66.8	61.2	65	62.3		57	54.6		49.2	46.7		39.1	36.2		27.5	26		165
170	67.7	64.5	58.9	64.8	61.7		57	54.6		49.1	46.8		39.1	36.3		27.5	25.9		170
175	65.1	62.3	56.8	64.3	59.6	53.6	57	54.3		49	46.8		39.1	36.4		27.4	25.8		175
180	62.5	60.2	54.9	62.7	57.6	51.8	56.9	53.1		49	46.4		39	36.2		27.3	25.7		180
185	60.1	58.3	53.1	60.5	55.6	50.1	56.2	51.8	44.8	49	45.4		38.7	35.8		27.2	25.4		185
190	57.7	56.4	51.4	58.3	53.9	48.5	55	50.6	43	48.9	44.4		38.5	35.3		27.1	25.1		190
195	55.7	54.6	49.6	56.8	52.6	46.9	53.9	49.1	41.7	48	43.3	36.3	38.2	34.8		27	24.7		195
200	53.3	52.8	47.8	54.8	51.1	45.2	52.7	47.3	40.6	47.1	42.3	35.7	37.9	34.3		26.9	24.3		200
205	49.1	51.1	46.1	52.8	49.3	43.6	51.1	45.6	39.4	46.2	41.3	34.7	37.4	33.8		26.9	23.9		205
210	46.5	49.4	44.7	49.3	47.7	42	49.3	44.2	37.9	45.3	40.4	33.8	37.2	33.4	28.7	26.9	23.5		210
215	41.6	47.7	43.3	47.2	46	40.6	48.2	43.2	36.6	44.6	39.5	32.9	37.1	32.9	27.9	26.8	23.1		215
220		46.1	41.8	39.9	44.5	39.2	47	41.9	35.3	43.9	38.6	31.9	37.1	32.5	27.2	26.8	22.7	19	220
225		44.6	40.4		43	37.8		40.5	34	43.1	37.3	30.9	37.1	32	26.5	26.8	22.3	18.5	225
230			39.1		41.6	36.6		39.2	32.8		36.2	30		31.6	25.7	26.1	22	17.9	230
235			37.8			35.3		38.3	31.7		35.7	29.1		31.3	24.7		21.6	17.4	235
240			36.6			34.2			30.6		34.6	28.3		30.7	23.8		21.3	16.9	240
245						33			29.6			27.5		30.2	22.9		21.1	16.3	245
250						31.9			29.2			26.7			22		20.9	15.8	250
255									28.3			25.8			21.2			15.4	255
260												24.9			20.6			14.9	260
265												24			20.1			14.5	265
270															19.7			14.2	270
275																		13.8	275
280																		13.5	280

* adapter - piece d'adaptateur

Maxtab_t_275_303_01201_00_000_01203_00_000

Lifting capacities

Forces de levage

T3N 218 ft



	74 ft + 13 ft*			93 ft + 13 ft*			111 ft + 13 ft*			130 ft + 13 ft*			149 ft + 13 ft*			167 ft + 13 ft*			
	84/83°	76°	66°	84/83°	76°	66°	84/83°	76°	66°	84/83°	76°	66°	84/83°	76°	66°	84/83°	76°	66°	
85	70.9																		85
90	70.3			62.9			54.5												90
95	69.6			62.4			54.2			45.4			35.1						95
100	69.1			62			53.8			45.4			35.2			25.4			100
105	68.5			61.5			53.5			45.4			35.2			25.4			105
110	68			61.1			53.3			45.3			35.3			25.4			110
115	67.5			60.7			53			45.2			35.3			25.3			115
120	67			60.3			52.8			45.1			35.2			25.3			120
125	66.5	64.1		60			52.5			44.9			35.2			25.2			125
130	66	63.8		59.6	57.3		52.2			44.7			35.2			25.2			130
135	65.6	63.4		59.3	57.2		52			44.6			35.2			25.2			135
140	65.3	63.1		59.1	56.9		51.8	49.7		44.4			35.2			25.1			140
145	64.7	62.8		58.8	56.7		51.6	49.6		44.3	41.5		35.2			25			145
150	64.3	62.5		58.5	56.5		51.5	49.6		44.3	41.7		35.2			25			150
155	63.9	62.3		58.3	56.3		51.3	49.5		44.2	41.6		35.2	32.2		24.9			155
160	63.6	62.1		57.9	56.2		51.2	49.4		44.1	41.6		35.2	32.3		24.8	23.5		160
165	63.3	61.9		57.7	56.1		51	49.4		44	41.6		35.2	32.3		24.8	23.4		165
170	62.9	61.6		57.5	56		50.9	49.2		44	41.6		35.2	32.4		24.7	23.3		170
175	62.4	60.7	55.6	57.2	55.8		50.7	49.2		43.9	41.6		35.2	32.5		24.6	23.2		175
180	61.3	58.9	53.7	57	55.6		50.6	49.1		43.9	41.6		35.2	32.6		24.5	23.1		180
185	59.1	57	51.8	56.7	54.5	48.1	50.4	49.1		43.8	41.6		35.2	32.8		24.4	23		185
190	57	55.1	50.1	56.4	52.7	46.9	50.2	48.4		43.7	41.6		35.2	32.8		24.3	22.9		190
195	54.8	53.4	48.5	55.5	50.9	45.6	50.1	47.3	41.1	43.7	41		35.1	32.4		24.2	22.7		195
200	52.8	51.7	47	53.7	49.3	44.2	49.9	46.2	39.6	43.7	40.1		34.9	32		24.1	22.5		200
205	50.9	50.2	45.4	51.9	47.9	42.8	49.3	45.1	38.1	43.5	39.2	33.3	34.7	31.6		24.1	22.1		205
210	48.9	48.6	43.9	50.1	46.7	41.4	48.3	43.8	36.9	42.8	38.3	32.3	34.5	31.1		24	21.7		210
215	45.5	47.2	42.3	48.3	45.4	39.9	47.4	42.3	35.9	42	37.4	31.4	33.9	30.7	26.1	24	21.4		215
220	41.1	45.6	41	45.3	43.9	38.5	45.9	40.8	34.9	41.3	36.6	30.7	33.8	30.2	25.4	23.9	21		220
225	39.3	44.1	39.8	41.4	42.5	37.2	44.4	39.5	33.8	40.6	35.8	29.9	33.7	29.9	24.8	23.9	20.6		225
230	31.9	42.6	38.5	38.3	41	35.9	43.1	38.7	32.6	40	35	29.1	33.7	29.5	24.1	23.9	20.3	16.8	230
235		41.2	37.2		39.7	34.7	39	37.7	31.4	39.4	34.2	28.1	33.7	29.1	23.5	23.9	20	16.3	235
240		39	36		38.4	33.6		36.4	30.4		33.3	27	33.3	28.7	22.8	23.4	19.7	15.8	240
245			34.8		37.2	32.5		35.7	29.3		32.8	26.2		28.2	22.2		19.4	15.4	245
250			33.7			31.4		34.5	28.3		31.7	25.6		27.7	21.3		19.1	14.9	250
255			32.6			30.3			27.3			24.9		27.2	20.5		18.8	14.5	255
260						29.4			26.9			24.3			19.7		18.7	14	260
265									26.2			23.4			19			13.6	265
270									25.2			22.6			18.2			13.2	270
275												21.8						12.8	275
280															17.2			12.5	280
285															16.9			12.2	285
290																		11.9	290

* adapter - piece d'adaptateur

Maxtab_t_275_303_01301_00_000_01303_00_000

Lifting capacities

Forces de levage

T3N 230 ft



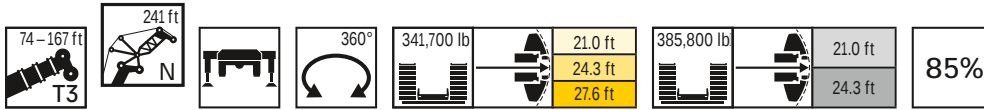
	74 ft + 13 ft*			93 ft + 13 ft*			111 ft + 13 ft*			130 ft + 13 ft*			149 ft + 13 ft*			167 ft + 13 ft*						
	84/83°	76°	66°	84/83°	76°	66°	84/83°	76°	66°	84/83°	76°	66°	84/83°	76°	66°	84/83°	76°	66°				
90	64.1			57.3															90			
95	63.5			56.9						49.1			38.2						95			
100	63			56.5						48.9			40.8			31.3			100			
105	62.5			56.1						48.7			40.8			31.4		22.4	105			
110	62			55.7						48.5			40.8			31.4		22.4	110			
115	61.6			55.3						48.2			40.7			31.5		22.4	115			
120	61.1			55						47.9			40.7			31.5		22.4	120			
125	60.7			54.6						47.7			40.6			31.5		22.3	125			
130	60.2	57.9		54.3						47.5			40.5			31.5		22.3	130			
135	59.8	57.5		54	51.6					47.3			40.3			31.5		22.2	135			
140	59.5	57.1		53.7	51.5					47.1			40.2			31.5		22.2	140			
145	59.1	56.8		53.4	51.3					46.9	44.7		40.1			31.5		22.1	145			
150	58.8	56.5		53.2	51					46.7	44.6		40	37.2		31.5		22.1	150			
155	58.5	56.3		53	50.8					46.6	44.5		39.9	37.3		31.5		22	155			
160	58.1	56.1		52.8	50.7					46.4	44.5		39.8	37.3		31.5	28.6	22	160			
165	57.8	55.9		52.5	50.6					46.3	44.5		39.8	37.3		31.5	28.6	21.9	20.6	165		
170	57.6	55.8		52.2	50.5					46.2	44.5		39.7	37.4		31.5	28.7	21.9	20.6	170		
175	57.3	55.7		52.1	50.5					46.1	44.4		39.7	37.4		31.5	28.7	21.8	20.5	175		
180	57.1	55.6	51.5	52	50.4					45.9	44.4		39.6	37.6		31.5	28.8	21.7	20.4	180		
185	56.9	55.3	50.3	51.9	50.4					45.8	44.4		39.6	37.8		31.5	28.9	21.6	20.3	185		
190	55.6	53.7	48.6	51.8	50.3	44.9				45.8	44.3		39.6	37.9		31.5	29	21.6	20.2	190		
195	53.7	52	46.9	51.7	49.4	43.9				45.7	44.3		39.4	37.9		31.5	29.1	21.5	20.1	195		
200	51.8	50.3	45.4	51.4	48	42.8				45.7	43.6	38.3	39.4	37.6		31.5	29.1	21.4	20	200		
205	49.9	48.7	44	50.6	46.4	41.4				45.7	42.6	37.1	39.4	36.8		31.5	28.9	21.3	19.9	205		
210	48.1	47.2	42.6	49.2	44.9	40.2				45.5	41.6	35.6	39.4	35.9	30.2	31.4	28.6		21.3	19.6	210	
215	46.4	45.8	41.3	47.8	43.9	39.2				44.7	40.7	34.3	39.2	35.1	29.4	31.2	28.3		21.2	19.3	215	
220	44.5	44.5	40	46.5	42.5	38				43.8	39.7	33	38.6	34.3	28.7	31	27.9	19.3	21.2	19	220	
225	41.7	43.1	38.6	44.9	41.5	36.7				43	38.6	32	37.9	33.5	28.1	30.5	27.5	22.6	21.1	18.7	225	
230	37.7	41.8	37.3	42.4	40.5	35.4				42.1	37.2	31.2	37.2	32.8	27.4	30.4	27.1	22	21.1	18.4	230	
235	36.2	40.5	36.4	38.2	39.3	34.2				40.8	36	30.4	36.6	32.1	26.8	30.4	26.8	21.4	21.1	18.1	14.8	235
240	30.7	39.2	35.1	36.6	38	33.1				39.1	34.9	29.4	36.1	31.4	26	30.4	26.4	20.8	21.1	17.8	14.4	240
245		37.9	34		36.7	31.9				37.1	34.2	28.4	35.6	30.7	25.1	30.4	26	20.3	21.1	17.5	14	245
250		35.2	32.9		35.5	30.8					33.3	27.4		30.3	24.2	30.1	25.4	19.7	21	17.2	13.5	250
255			31.8		34.4	29.8					32.6	26.4		29.8	23.3		24.9	19.1		17	13.1	255
260			30.8			28.8				31.5	25.5			28.8	22.4		24.4	18.6		16.7	12.7	260
265			29.8			27.9					24.6			27.8	21.9		24	18		16.5	12.2	265
270						26.9					24.1				21.3		23.7	17.3		16.3	11.9	270
275											23.6				20.8			16.6		16.2	11.5	275
280											22.7				20.1			15.9			11.1	280
285															19.4			15.2			10.8	285
290																		14.6			10.6	290
295																		14.2			10.4	295
300																					10.2	300

* adapter - piece d'adaptateur

Maxtab_t_275_303_01401_00_000_01403_00_000

Lifting capacities Forces de levage

T3N 241 ft



	74 ft + 13 ft*			93 ft + 13 ft*			111 ft + 13 ft*			130 ft + 13 ft*			149 ft + 13 ft*			167 ft + 13 ft*			
	84/83°	76°	66°	84/83°	76°	66°	84/83°	76°	66°	84/83°	76°	66°	84/83°	76°	66°	84/83°	76°	66°	
90	57.5																		90
95	56.9			51.6															95
100	56.4			51.2			44			36.5									100
105	55.9			50.8			43.9			36.6			28			19.6			105
110	55.4			50.4			43.7			36.6			28			19.6			110
115	54.9			50			43.5			36.6			28			19.7			115
120	54.4			49.6			43.3			36.5			28			19.8			120
125	53.9			49.3			43.1			36.4			28			19.8			125
130	53.4			48.9			42.9			36.4			28			19.8			130
135	53	51.6		48.6			42.6			36.4			28			19.7			135
140	52.6	51.3		48.3	46.4		42.4			36.3			28			19.7			140
145	52.2	51		48	46.3		42.2			36.1			28			19.6			145
150	51.9	50.7		47.7	46.1		42	39.9		36			28			19.6			150
155	51.5	50.4		47.4	45.9		41.9	39.8		35.9	33.2		28			19.6			155
160	51.2	50.2		47.2	45.7		41.7	39.7		35.8	33.3		28			19.5			160
165	50.8	50		46.9	45.5		41.6	39.7		35.7	33.2		28	25.7		19.5			165
170	50.5	49.8		46.7	45.4		41.5	39.7		35.6	33.2		28	25.8		19.4	18		170
175	50.2	49.6		46.5	45.3		41.3	39.7		35.5	33.2		28	25.8		19.3	18.1		175
180	50	49.4		46.2	45.2		41.2	39.7		35.5	33.2		28	25.8		19.3	18.1		180
185	49.7	49.2	45.9	46	45.1		41.2	39.7		35.4	33.2		28	25.9		19.2	18		185
190	49.3	49	45.8	45.8	45		41	39.7		35.4	33.2		28	26		19.2	18		190
195	48.9	48.8	45.7	45.5	44.9	41.3	40.9	39.6		35.4	33.2		28	26.1		19.1	17.9		195
200	48.6	48.4	44.4	45.2	44.8	40.9	40.8	39.6		35.4	33.2		28	26.2		19	17.8		200
205	48.2	47.6	42.9	45	44.7	39.9	40.7	39.6	35.1	35.4	33.2		28	26.2		19	17.7		205
210	47.1	46.3	41.5	44.8	44.4	38.8	40.6	39.3	34.5	35.3	33.2		28	26.1		18.9	17.6		210
215	46.2	44.9	40.2	44.6	43.1	37.8	40.5	38.6	33.6	35.3	33	26.8	28	26		18.9	17.5		215
220	44.8	43.6	39	44.5	41.6	36.4	40.4	37.7	32.4	35.3	32.4	26.9	28	25.8		18.8	17.3		220
225	43.2	42.3	37.8	43.8	40.4	35.5	40.3	36.9	31.2	35.2	31.6	26.3	28	25.5		18.8	17.1		225
230	41.7	41.1	36.7	42.6	39.2	34.6	39.9	36.1	30.1	35	30.9	25.7	28	25.2	20.8	18.7	16.8		230
235	39.3	39.9	35.5	41.1	38	33.6	39.2	35.3	29	34.4	30.2	25.2	27.8	24.9	20.2	18.7	16.5		235
240	35.6	39	34.3	39.1	37.1	32.5	38.5	34.3	28	33.8	29.5	24.6	27.4	24.6	19.7	18.7	16.2	13.1	240
245	33.6	37.7	33.7	35.6	36.2	31.4	37.7	33.1	27.3	33.2	28.9	24.1	27.4	24.3	19.1	18.7	16	12.8	245
250	29.8	36.5	32.7	34.4	35.1	30.3	36.1	32	26.6	32.7	28.3	23.5	27.4	23.9	18.6	18.7	15.7	12.4	250
255		35.4	31.6	28.8	34	29.3	34.8	31	25.9	32.3	27.7	22.7	27.4	23.4	18.1	18.7	15.4	12	255
260		32.7	30.6		32.9	28.3		30.4	25	31.9	27.4	21.8	27.3	22.9	17.6	18.7	15.2	11.7	260
265			29.6		31.8	27.4		29.7	24.1		27	21		22.5	17.1	18.5	15	11.3	265
270			28.6			26.4		29.1	23.3		26.5	20.2		22	16.6		14.8	10.9	270
275			27.6			25.6			22.4		25.6	19.5		21.6	16.1		14.6	10.6	275
280						24.7			21.9					21.3	15.7		14.4	10.3	280
285						23.8			21.5						15.1		14.3	10	285
290									20.7						14.5			9.8	290
295															13.9			9.5	295
300															13.3			9.3	300
305															12.7			9.1	305
310																		8.9	310
315																		8.7	315

* adapter - piece d'adaptateur

Maxtab_t_275_303_01501_00_000_01503_00_000

Lifting capacities Forces de levage

T3N 253 ft

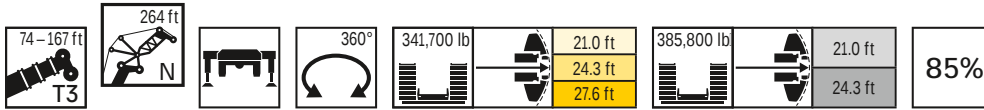
	74 ft + 13 ft*			93 ft + 13 ft*			111 ft + 13 ft*			130 ft + 13 ft*			149 ft + 13 ft*			167 ft + 13 ft*			
	84/83°	76°	66°	84/83°	76°	66°	84/83°	76°	66°	84/83°	76°	66°	84/83°	76°	66°	84/83°	76°	66°	
95	52.3																		95
100	51.8			46.4			39.5												100
105	51.3			46.1			39.5			32.6			25.1						105
110	50.8			45.8			39.4			32.7			25.1			16.7			110
115	50.3			45.4			39.3			32.7			25.1			16.8			115
120	49.9			45.1			39.1			32.7			25.2			16.9			120
125	49.4			44.8			38.9			32.7			25.2			16.9			125
130	49			44.5			38.7			32.6			25.2			17			130
135	48.5			44.2			38.5			32.6			25.2			17			135
140	48.1	46.7		43.9			38.4			32.5			25.2			17.1			140
145	47.7	46.4		43.7	41.6		38.2			32.5			25.2			17.1			145
150	47.4	46.1		43.4	41.5		38			32.4			25.2			17			150
155	47	45.8		43.1	41.3		37.8	35.6		32.2			25.2			17			155
160	46.6	45.5		42.9	41.2		37.6	35.5		32.1	29.5		25.2			16.9			160
165	46.3	45.3		42.6	41.1		37.5	35.4		32	29.5		25.2			16.9			165
170	45.9	45.1		42.5	40.9		37.3	35.4		31.9	29.5		25.2	22.7		16.9			170
175	45.5	44.9		42.3	40.7		37.2	35.4		31.8	29.5		25.2	22.7		16.8	15.4		175
180	45.1	44.7		42.1	40.6		37.1	35.4		31.8	29.5		25.2	22.7		16.8	15.6		180
185	44.6	44.5		41.8	40.5		37	35.4		31.7	29.5		25.1	22.7		16.7	15.6		185
190	44.2	44.3		41.6	40.4		36.9	35.4		31.6	29.5		25.1	22.8		16.7	15.5		190
195	43.8	44	41.2	41.3	40.4		36.8	35.4		31.6	29.5		25.1	22.8		16.6	15.5		195
200	43.4	43.6	41.1	41.1	40.3		36.7	35.4		31.5	29.5		25.1	22.8		16.6	15.4		200
205	43.1	43.3	40.9	40.8	40.2	36.9	36.5	35.4		31.5	29.5		25.1	23		16.5	15.4		205
210	42.8	42.9	40.6	40.6	40.1	36.9	36.4	35.4		31.5	29.5		25.1	23.1		16.5	15.3		210
215	42.4	42.6	39.4	40.3	40	35.8	36.3	35.4	31.1	31.5	29.5		25.1	23.2		16.4	15.2		215
220	42.1	42.2	38.1	40.1	39.8	34.7	36.2	35.1	30.7	31.4	29.5		25.1	23.2		16.4	15.1		220
225	41.6	41.2	36.9	39.8	39.1	34.2	36.1	34.6	29.9	31.4	29.2	24.1	25.1	23.1		16.3	15		225
230	40.7	40	35.8	39.6	38	33	36	33.8	29	31.3	28.7	23.6	25.1	22.9		16.3	14.9		230
235	39.3	38.9	34.7	39.2	36.7	31.8	36	33	28	31.3	28	23.2	25	22.6	18.3	16.2	14.7		235
240	37.9	37.8	33.7	38.6	35.8	30.9	35.8	32.3	26.9	31.3	27.4	22.7	25	22.4	17.7	16.2	14.4		240
245	35.9	36.7	32.6	37.4	34.6	30.1	35.3	31.6	25.9	30.8	26.8	22.2	24.8	22.1	17.2	16.2	14.1		245
250	32.7	35.7	31.5	35.6	33.5	29.4	34.7	30.9	25	30.2	26.2	21.6	24.5	21.8	16.7	16.2	13.9	10.9	250
255	30.2	34.6	30.6	32.7	32.8	28.4	34.2	30.1	24.1	29.7	25.6	21	24.5	21.4	16.3	16.2	13.6	10.6	255
260	27.9	33.5	29.7	31.4	32	27.4	33.2	29.1	23.4	29.3	25	20.4	24.5	20.9	15.8	16.2	13.4	10.4	260
265	21.7	32.4	28.7	27	31.1	26.5	32.1	28.1	22.8	29	24.7	19.9	24.5	20.4	15.3	16.2	13.2	10.1	265
270		30.5	27.8		30.1	25.6		27.2	22.2	28.5	24.3	19.3	24.2	20	14.8	16.2	13	9.8	270
275		28.1	26.9		29.1	24.7		26.7	21.6		23.8	18.5		19.6	14.4	16	12.8	9.5	275
280			26		28.1	23.9		26.2	20.8		23.5	17.8		19.2	14		12.6	9.2	280
285			25.1			23.1			20		23.1	17.1		18.9	13.5		12.4	9	285
290						22.3			19.3			16.4		18.5	13.1		12.3	8.7	290
295						21.5			19.1			15.8			12.7		12.2	8.5	295
300									18.5			15.4			12.3			8.2	300
305												15			11.8			8	305
310												14.7			11.3			7.7	310
315															10.7			7.5	315
320															9.2			7.4	320
325																		7.2	325

* adapter - piece d'adaptateur

Maxtab_t_275_303_01601_00_000_01603_00_000

Lifting capacities Forces de levage

T3N 264 ft



	74 ft + 13 ft*			93 ft + 13 ft*			111 ft + 13 ft*			130 ft + 13 ft*			149 ft + 13 ft*			167 ft + 13 ft*			
	84/83°	76°	66°	84/83°	76°	66°	84/83°	76°	66°	84/83°	76°	66°	84/83°	76°	66°	84/83°	76°	66°	
100	47.1			42															100
105	46.6			41.8															105
110	46.1			41.5									22.4						110
115	45.7			41.2									22.4			14.4			115
120	45.3			40.8									22.4			14.5			120
125	44.8			40.4									22.4			14.5			125
130	44.4			40.2									22.5			14.6			130
135	44.1			39.9									22.5			14.7			135
140	43.7			39.6									22.5			14.7			140
145	43.3	42		39.3									22.5			14.7			145
150	42.9	41.8		39	37.3								22.5			14.8			150
155	42.5	41.5		38.7	37.2								22.5			14.8			155
160	42	41.2		38.4	37								22.5			14.8			160
165	41.5	40.9		38	36.9								22.5	26.3		14.8			165
170	41	40.6		37.7	36.8								22.5	26.3		14.8			170
175	40.5	40.3		37.3	36.6								22.4	26.3		14.8			175
180	40	39.9		36.8	36.5								22.4	26.3		14.7	13.3		180
185	39.5	39.5		36.5	36.2								22.3	26.2		14.7	13.4		185
190	39.1	39		36.1	35.9								22.2	26.2		14.7	13.6		190
195	38.6	38.6		35.7	35.6								22.2	26.2		14.6	13.5		195
200	38.1	38.1	36.9	35.3	35.2								22.1	26.2		14.6	13.5		200
205	37.7	37.7	36.9	35	34.9								21.9	26.2		14.5	13.4		205
210	37.3	37.3	36.6	34.6	34.6	32.8							21.8	26.2		14.5	13.4		210
215	36.9	36.9	36.3	34.3	34.2	32.8							21.6	26.2		14.4	13.3		215
220	36.5	36.5	35.9	34	34	32.8							21.5	26.2		14.4	13.2		220
225	36.1	36.2	35.5	33.7	33.6	32.6							21.4	26.2		14.3	13.2		225
230	35.8	35.8	34.9	33.4	33.3	31.5							21.3	26.2	21.8	14.3	13.1		230
235	35.5	35.5	33.8	33.1	33.1	30.7							21.2	26.1	21.4	14.2	13		235
240	35.2	35.2	32.8	32.9	32.8	30.1							21.1	25.7	21.4	14.2	12.9		240
245	35	34.9	31.8	32.7	32.6	29.1							21	25.1	21	14.2	12.7		245
250	34.4	34.6	30.9	32.5	32.3	28.1							20.9	24.5	20.5	14.2	12.5		250
255	32.6	33.8	30	32.4	31.6	27.2							20.9	24	19.9	14.1	12.3	9.8	255
260	30.3	32.9	29	32	30.7	26.5							20.9	23.4	19.4	14.1	12.1	9.5	260
265	27.7	32	28.1	30.2	29.8	25.9							20.9	22.9	18.9	14.1	11.9	9.3	265
270	26.3	31	27.4	28.3	29.2	25.2							20.9	22.7	18.4	14.1	11.6	9.1	270
275	21.3	30	26.5	25.8	28.5	24.3							20.9	22.4	17.9	14.1	11.5	8.8	275
280		28.6	25.6		27.8	23.5							20.9	22	17.4	14.1	11.3	8.6	280
285		26.5	24.8		26.9	22.7							20.9	21.6	16.9	14.1	11.1	8.3	285
290			23.9		26	21.9								21.2	16.4		11	8	290
295			23.1			21.1								20.9	15.8		10.9	7.8	295
300			22.3			20.4								20.7	15.2		10.8	7.5	300
305						19.7									14.5		10.7	7.2	305
310															13.9			7	310
315															13.3			6.7	315
320															13			6.5	320
325																		6.3	325
330																		6.1	330
335																		5.9	335

* adapter - piece d'adaptateur

Maxtab_t_275_303_01701_00_000_01703_00_000

Lifting capacities Forces de levage

T3N 276 ft



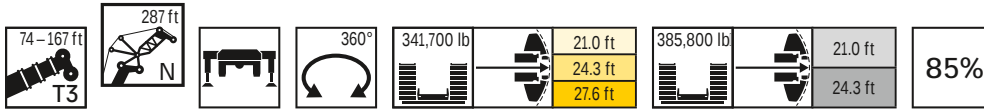
	74 ft + 13 ft*			93 ft + 13 ft*			111 ft + 13 ft*			130 ft + 13 ft*			149 ft + 13 ft*			167 ft + 13 ft*			
	84/83°	76°	66°	84/83°	76°	66°	84/83°	76°	66°	84/83°	76°	66°	84/83°	76°	66°	84/83°	76°	66°	
100	42.8																		100
105	42.4			37.6															105
110	42			37.4			31.7			26.4									110
115	41.6			37.2			31.7			26.3			19.6			11.8			115
120	41.2			36.9			31.6			26.3			19.6			11.9			120
125	40.8			36.7			31.5			26.3			19.6			11.9			125
130	40.4			36.4			31.4			26.3			19.6			12			130
135	40.1			36.1			31.2			26.3			19.7			12.1			135
140	39.7			35.9			31.1			26.3			19.7			12.1			140
145	39.4			35.6			30.9			26.2			19.7			12.2			145
150	39.1	37.6		35.3			30.7			26.1			19.7			12.2			150
155	38.7	37.4		35.1	33.2		30.5			26			19.7			12.2			155
160	38.4	37.1		34.8	33.1		30.4			25.8			19.7			12.3			160
165	38	36.9		34.6	33		30.2	28.3		25.7			19.7			12.3			165
170	37.7	36.7		34.3	32.8		30	28.2		25.6	23.5		19.7			12.3			170
175	37.3	36.4		34.1	32.7		29.9	28.1		25.5	23.6		19.7			12.3			175
180	36.9	36.2		33.8	32.6		29.7	28		25.4	23.6		19.7	17.3		12.3			180
185	36.5	36		33.5	32.5		29.5	27.9		25.2	23.6		19.7	17.4		12.3	11		185
190	36.1	35.8		33.2	32.4		29.3	27.9		25	23.5		19.6	17.4		12.3	11.2		190
195	35.8	35.5		32.8	32.4		29.1	27.9		24.8	23.5		19.6	17.4		12.3	11.4		195
200	35.4	35.2		32.5	32.2		28.9	27.8		24.6	23.5		19.5	17.4		12.3	11.3		200
205	35	34.9	32.7	32.2	32		28.6	27.8		24.5	23.5		19.4	17.4		12.3	11.3		205
210	34.7	34.5	32.8	31.9	31.7		28.4	27.8		24.3	23.5		19.3	17.4		12.2	11.2		210
215	34.4	34.2	32.7	31.7	31.5	28.8	28.2	27.8		24.1	23.5		19.2	17.4		12.2	11.2		215
220	34	33.9	32.6	31.4	31.2	29	28	27.7		23.9	23.5		19.1	17.4		12.1	11.1		220
225	33.8	33.6	32.5	31.1	30.9	29	27.8	27.5	24.3	23.8	23.5		19	17.4		12.1	11.1		225
230	33.5	33.3	32.4	30.9	30.7	29	27.6	27.3	24.6	23.6	23.4		18.9	17.4		12.1	11		230
235	33.2	33.1	32.1	30.6	30.5	28.7	27.4	27.2	24.5	23.4	23.2	18.2	18.8	17.4		12	11		235
240	33	32.8	31.5	30.4	30.2	28.2	27.2	27	24	23.3	23.1	19.2	18.7	17.4		12	10.9		240
245	32.7	32.6	30.5	30.2	30	27.2	27.1	26.8	23.4	23.2	23	18.8	18.7	17.4		12	10.8		245
250	32.5	32.3	29.6	30.1	29.9	26.8	26.9	26.7	22.8	23.1	22.8	18.6	18.6	17.4	13.6	11.9	10.7		250
255	32.1	32.1	28.7	30	29.7	26.1	26.8	26.4	22.2	22.9	22.3	18	18.5	17.4	13.1	11.9	10.6		255
260	31.2	31.7	27.9	29.8	29.4	25.2	26.8	25.9	21.6	22.8	21.8	17.6	18.5	17.4	12.7	11.9	10.5		260
265	29.6	30.8	27	29.8	28.7	24.3	26.7	25.3	20.8	22.7	21.3	17.1	18.5	17.1	12.3	11.9	10.4	8.1	265
270	27.5	29.9	26.2	29.4	27.9	23.4	26.7	24.8	20.1	22.7	20.8	16.6	18.5	16.7	11.9	11.9	10.2	7.8	270
275	25	29.1	25.4	27.5	27.1	22.8	26.7	24.3	19.3	22.6	20.3	16.1	18.4	16.3	11.5	11.9	10	7.6	275
280	23.9	28.3	24.7	25.4	26.2	22.2	26.5	23.8	18.6	22.6	20	15.7	18.4	15.9	11.1	11.9	9.9	7.3	280
285	20.1	27.4	23.9	23.9	25.6	21.7	25.9	23.3	17.8	22.6	19.6	15.2	18.4	15.5	10.8	11.9	9.7	7	285
290		26.3	23.1	20	25	21	24.2	22.5	17.1	22.6	19.2	14.8	18.4	15.1	10.5	11.9	9.6	6.7	290
295		23.5	22.3		24.4	20.3		21.8	16.6	22.5	18.8	14.3	18.4	14.8	10.2	11.9	9.5	6.4	295
300			21.6		23.6	19.6		21.3	16.1		18.5	13.9		14.5	9.9		9.3	6.2	300
305			20.8			18.9		20.7	15.7		18.2	13.5		14.2	9.6		9.2	5.9	305
310			20.1			18.2			15.3		18	13.1		13.9	9.3		9.1	5.6	310
315						17.5			15.1			12.5		13.7	9		9.1	5.4	315
320									14.7			11.9			8.7		9.1	5.1	320
325									14.1			11.4			8.3			4.9	325
330												10.8			7.8			4.7	330
335												10.6			7.4			4.5	335
340															7			4.3	340
345																		4	345
350																		3.7	350

* adapter - piece d'adaptateur

Maxtab_t_275_303_01801_00_000_01803_00_000

Lifting capacities Forces de levage

T3N 287 ft



	74 ft + 13 ft*			93 ft + 13 ft*			111 ft + 13 ft*			130 ft + 13 ft*			149 ft + 13 ft*			167 ft + 13 ft*			
	84/83°	76°	66°	84/83°	76°	66°	84/83°	76°	66°	84/83°	76°	66°	84/83°	76°	66°	84/83°	76°	66°	
105	36.9																		105
110	36.4			33.1			28.3												110
115	35.9			32.7			28.2			23.5			14.2						115
120	35.5			32.4			28.2			23.5			17.3			9.5			120
125	35			32			28.1			23.5			17.4			9.6			125
130	34.6			31.7			27.9			23.5			17.4			9.7			130
135	34.2			31.3			27.7			23.5			17.4			9.7			135
140	33.8			31			27.4			23.4			17.4			9.8			140
145	33.4			30.7			27.2			23.4			17.4			9.9			145
150	33			30.4			27			23.4			17.4			10			150
155	32.7	32.4		30.1			26.7			23.3			17.4			10.1			155
160	32.3	32.1		29.8	29.4		26.5			23.1			17.4			10.2			160
165	32	31.8		29.5	29.2		26.3			22.9			17.4			10.2			165
170	31.6	31.5		29.3	29		26.1	25		22.8			17.4			10.3			170
175	31.3	31.2		29	28.7		25.9	24.9		22.6	20.9		17.4			10.5			175
180	31	30.8		28.7	28.5		25.7	24.8		22.4	20.9		17.4			10.5			180
185	30.6	30.6		28.4	28.2		25.5	24.7		22.2	20.9		17.4	15.1		10.6			185
190	30.3	30.3		28.1	28		25.3	24.6		22	20.8		17.4	15.3		10.6	9.5		190
195	29.9	29.9		27.8	27.8		25	24.6		21.8	20.8		17.4	15.3		10.6	9.7		195
200	29.5	29.6		27.5	27.5		24.8	24.6		21.6	20.8		17.4	15.2		10.6	9.9		200
205	29.2	29.3		27.2	27.2		24.6	24.5		21.5	20.8		17.3	15.2		10.6	9.9		205
210	28.9	28.9		27	27		24.4	24.3		21.3	20.8		17.2	15.2		10.6	9.9		210
215	28.5	28.6	28.2	26.7	26.7		24.1	24.1		21.1	20.8		17.1	15.2		10.6	9.9		215
220	28.3	28.3	28	26.4	26.4		23.9	23.9		21	20.7		17	15.2		10.6	9.8		220
225	28	28	27.7	26.2	26.2	25.5	23.7	23.7		20.8	20.7		16.9	15.2		10.6	9.8		225
230	27.7	27.8	27.4	26	26	25.4	23.6	23.5		20.7	20.6		16.8	15.2		10.5	9.7		230
235	27.5	27.5	27.2	25.8	25.7	25.3	23.4	23.3	21.5	20.6	20.4		16.8	15.2		10.5	9.7		235
240	27.2	27.3	26.9	25.6	25.5	25.1	23.2	23.1	21.7	20.5	20.3		16.7	15.2		10.5	9.6		240
245	27	27	26.7	25.4	25.4	24.9	23.1	23	21.7	20.3	20.2	17.2	16.6	15.2		10.5	9.6		245
250	26.8	26.8	26.5	25.2	25.2	24.7	23	22.9	21.4	20.3	20.1	16.9	16.6	15.2		10.4	9.6		250
255	26.7	26.6	26.3	25.1	25	24.5	22.9	22.7	20.9	20.2	20	16.7	16.5	15.2	12	10.4	9.5		255
260	26.5	26.5	26.1	24.9	24.9	24	22.8	22.6	20.3	20.1	19.9	16.3	16.5	15.2	11.6	10.4	9.5		260
265	26.4	26.3	26	24.9	24.7	23.3	22.7	22.5	19.8	20	19.8	15.9	16.5	15.2	11.3	10.4	9.4		265
270	26.3	26.2	25.5	24.8	24.6	22.9	22.7	22.4	19.2	20	19.5	15.5	16.5	15.2	10.9	10.4	9.3	7	270
275	26.1	26.1	24.9	24.8	24.5	22.3	22.6	22.4	18.7	20	19	15	16.5	15	10.6	10.4	9.1	6.8	275
280	24.9	26.1	24.1	24.8	24.5	21.5	22.6	22.2	18.2	20	18.6	14.6	16.5	14.7	10.3	10.4	9	6.5	280
285	23	26	23.4	24.5	24.4	20.7	22.6	21.9	17.5	20	18.2	14.2	16.5	14.3	10	10.4	8.9	6.3	285
290	21.9	26	22.6	23.2	24	20	22.6	21.5	16.9	20	17.9	13.7	16.4	14	9.7	10.4	8.7	6	290
295	19.1	25.4	22.1	22.6	23.4	19.5	22.6	21	16.2	20	17.6	13.3	16.4	13.6	9.4	10.4	8.6	5.7	295
300		24.4	21.3	18.8	22.9	19	22.3	20.7	15.5	20	17.2	12.9	16.4	13.3	9.1	10.4	8.5	5.4	300
305		21.5	20.6		22.4	18.6		20.1	14.9	20	16.9	12.6	16.4	13	8.8	10.4	8.3	5.2	305
310			19.9		21.9	18		19.9	14.3		16.6	12.2		12.7	8.5	10.3	8.2	4.9	310
315			19.2			17.3		19.3	14.1		16.3	11.8		12.4	8.3		8.1	4.7	315
320			18.6			16.7			13.9		16.1	11.5		12.2	8		8.1	4.4	320
325						16.1			13.6			11.1		12	7.8		8	4.2	325
330						15.5			13.3			10.6			7.4		8	4	330
335									13.1			10.1			7			3.8	335
340												9.6			6.6			3.6	340
345												9.4			6.2			3.4	345
350															5.8			3.2	350
355																		2.9	355
360																		2.7	360

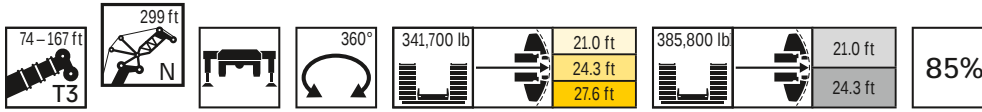
* adapter - piece d'adaptateur

Maxtab_t_275_303_01901_00_000_01903_00_000

Lifting capacities

Forces de levage

T3N 299 ft



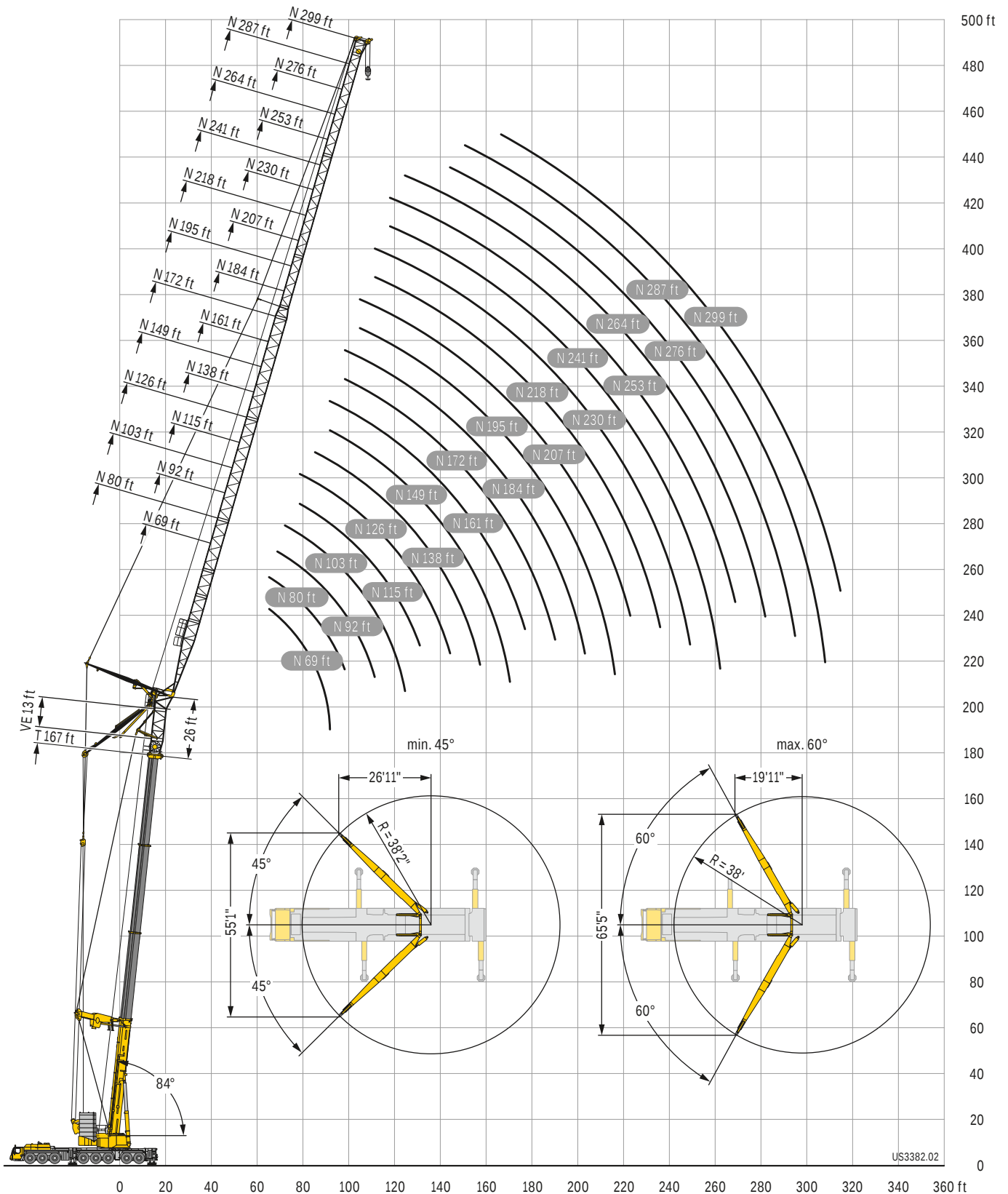
	74 ft + 13 ft*			93 ft + 13 ft*			111 ft + 13 ft*			130 ft + 13 ft*			149 ft + 13 ft*			167 ft + 13 ft*			
	84/83°	76°	66°	84/83°	76°	66°	84/83°	76°	66°	84/83°	76°	66°	84/83°	76°	66°	84/83°	76°	66°	
110	33.3			29.7															110
115	32.8			29.6			25.3												115
120	32.4			29.4			25.2			20.6			14.6						120
125	32			29.1			25.2			20.6			14.7			6.7			125
130	31.6			28.8			25.1			20.6			14.8			6.8			130
135	31.2			28.5			25			20.5			14.8			6.9			135
140	30.9			28.2			24.8			20.5			14.8			6.9			140
145	30.5			27.9			24.5			20.5			14.8			7			145
150	30.1			27.6			24.3			20.5			14.9			7.1			150
155	29.7			27.3			24			20.4			14.9			7.1			155
160	29.2	29.2		26.9			23.7			20.4			14.9			7.2			160
165	28.8	28.8		26.5	25.9		23.4			20.2			14.9			7.3			165
170	28.4	28.4		26.2	25.8		23.2			20.1			14.9			7.4			170
175	28	28		25.9	25.6		22.9	22.3		19.9			14.9			7.5			175
180	27.6	27.6		25.5	25.5		22.6	22.2		19.7	18.1		14.9			7.6			180
185	27.3	27.3		25.2	25.2		22.4	22		19.5	18.1		14.8			7.7			185
190	26.9	26.9		24.9	24.9		22.2	22		19.3	18.1		14.8	12.6		7.8			190
195	26.5	26.6		24.6	24.6		21.9	21.8		19.1	18		14.8	12.8		7.9	6.8		195
200	26.2	26.2		24.3	24.3		21.7	21.6		19	18		14.7	12.8		8	6.9		200
205	25.9	25.9		24	24		21.5	21.4		18.8	17.9		14.6	12.8		8.1	7.1		205
210	25.6	25.6		23.7	23.8		21.2	21.2		18.6	17.9		14.5	12.8		8.2	7.2		210
215	25.3	25.3		23.5	23.5		21	21		18.4	17.9		14.4	12.8		8.3	7.3		215
220	25	25	24.6	23.2	23.3		20.8	20.8		18.3	17.9		14.3	12.8		8.5	7.5		220
225	24.7	24.7	24.4	23	23		20.6	20.6		18.1	17.9		14.1	12.8		8.6	7.6		225
230	24.4	24.5	24.2	22.8	22.8	22	20.4	20.4		17.9	17.8		14	12.8		8.6	7.8		230
235	24.2	24.2	23.9	22.6	22.6	22	20.2	20.2		17.7	17.7		13.9	12.8		8.7	7.9		235
240	24	24	23.7	22.4	22.4	21.9	20	20	18.8	17.5	17.5		13.8	12.8		8.7	8		240
245	23.8	23.8	23.4	22.2	22.2	21.7	19.8	19.9	19	17.3	17.3		13.7	12.8		8.7	8		245
250	23.6	23.6	23.2	22	22	21.6	19.6	19.7	19.1	17.1	17.1	14.6	13.5	12.8		8.7	8		250
255	23.4	23.4	23	21.9	21.8	21.4	19.4	19.5	19	17	17	14.5	13.4	12.8		8.7	7.9		255
260	23.2	23.2	22.8	21.7	21.7	21.2	19.2	19.3	18.7	16.8	16.8	14.1	13.3	12.8		8.7	7.9		260
265	23	23	22.7	21.6	21.5	21.1	19	19.1	18.3	16.7	16.7	13.9	13.2	12.8	9.8	8.7	7.9		265
270	22.9	22.9	22.5	21.5	21.4	20.9	18.8	18.9	17.7	16.5	16.5	13.6	13.1	12.8	9.5	8.7	7.8		270
275	22.8	22.7	22.4	21.4	21.3	20.5	18.7	18.7	17.3	16.4	16.4	13.2	13.1	12.8	9.2	8.7	7.7		275
280	22.8	22.6	22.2	21.3	21.2	19.8	18.5	18.5	16.8	16.3	16.2	12.8	13	12.7	8.9	8.7	7.6	5	280
285	22.7	22.6	22.1	21.3	21.1	19.2	18.4	18.4	16.3	16.2	16.1	12.4	12.9	12.5	8.6	8.7	7.4	4.8	285
290	22.1	22.5	21.6	21.2	21	18.9	18.3	18.2	15.8	16.1	15.9	12	12.9	12.1	8.3	8.7	7.3	4.5	290
295	20.5	22.5	20.9	21.1	20.9	18.7	18.3	18.1	15.4	16.1	15.5	11.6	12.9	11.8	8	8.7	7.1	4.3	295
300	19.5	22.5	20.3	20.6	20.8	18.1	18.3	18	15	16	15.2	11.3	12.9	11.5	7.8	8.7	7	4.1	300
305	17.6	22.5	19.7	20.2	20.7	17.4	18.3	18	14.5	16	14.9	11	12.8	11.2	7.5	8.7	6.8	3.8	305
310	13.3	21.8	19.1	17.9	20.1	16.8	18.3	17.9	13.9	16	14.7	10.6	12.8	11	7.2	8.7	6.6	3.6	310
315		19.7	18.4		19.8	16.2	17.6	17.9	13.3	16	14.3	10.3	12.8	10.7	7	8.7	6.5	3.3	315
320		18.5	17.8		19.5	15.9		17.5	12.7		14.1	10.1	12.8	10.5	6.7	8.6	6.4	3.1	320
325			17.1		19.1	15.5		17.1	12.2		13.8	9.8		10.3	6.5		6.3	2.8	325
330			16.5			15		16.5	11.8		13.6	9.6		10.1	6.2		6.2	2.6	330
335			15.9			14.4			11.5		10.3	9.3		10	5.8		6.2	2.4	335
340						13.8			11.1			8.8			5.4		6.2		340
345									10.9			8.3			5				345
350									10.7			7.8			4.6				350
355												7.6			4.4				355
360															4.2				360
365															4.1				365

* adapter - piece d'adaptateur

Maxtab_t_275_303_02001_00_000_02003_00_000

Lifting heights Hauteurs de levage

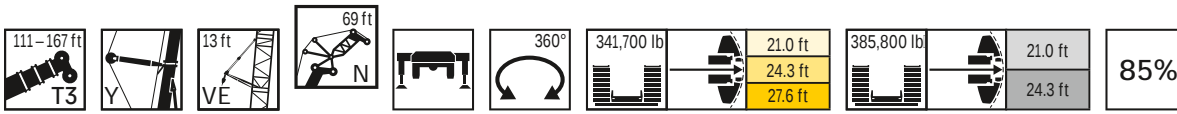
T3YVEN



US3382.02

Lifting capacities Forces de levage

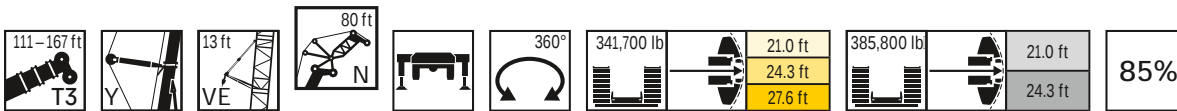
T3YVEN 69 – 80 ft



	111 ft + 26 ft*			130 ft + 26 ft*			149 ft + 26 ft*			167 ft + 26 ft*			
	84/83°	76°	66°	84/83°	76°	66°	84/83°	76°	66°	84/83°	76°	66°	
50	207.3												50
55	203.3			202.6									55
60	191.9			196.7			180.9						60
65	181.4			185.8			172.1			159.9			65
70	171.6			175.7			163			151.8			70
75	162.4			166.6			154.5			145			75
80	153.1	150.6		158.1			146.7			139			80
85	143.7	143		150.6	134		139.3			133.9			85
90		136.1		143.8	130.8		132.1			129.5			90
95		129.8			124.6			117.5		125.3			95
100		124.1			119			112.3			104.9		100
105					113.9			107.5			100.5		105
110			99					103.1			96.3		110
115			94.1								92.5		115
120			89.4			82.9							120
125			85			81.8							125
130						77.9							130
135									72.3				135
140									69				140
145									65.7				145
													145

* adapter - piece d'adaptateur

Maxtab_t_275_304_00001_00_000_00003_00_000



	111 ft + 26 ft*			130 ft + 26 ft*			149 ft + 26 ft*			167 ft + 26 ft*			
	84/83°	76°	66°	84/83°	76°	66°	84/83°	76°	66°	84/83°	76°	66°	
55	191.6												55
60	183			186.7			178.3						60
65	173.6			180.8			171.3			160.2			65
70	164.9			171.7			162.8			153			70
75	156.8			163.4			154.9			144.3			75
80	149.1			155.7			147.5			137.8			80
85	141.5	141.5		148.4			140.5			131.1			85
90	134.1	134.7		141.8	129.3		133.9			123.6			90
95	126.1	128.5		135.7	123.5		127.5	116.6		115.8			95
100		122.8		130.2	118.1		121.1	111.6		107.1			100
105		117.6			113.1			107		97	100.2		105
110		112.9			108.5			102.7			96.2		110
115		108.7	94.2		104.2			98.7			92.4		115
120			89.8		100.3			94.9			89		120
125			85.9					91.6			84.7		125
130			82.4			78.7							130
135			79.5			75.2				69.5			135
140						71.7				66.7			140
145						68.4				63.8			145
150										60.9			150
155													155
160													160

* adapter - piece d'adaptateur

Maxtab_t_275_304_00101_00_000_00103_00_000

Lifting capacities

Forces de levage

T3YVEN 92 – 103 ft

	111 ft + 26 ft*			130 ft + 26 ft*			149 ft + 26 ft*			167 ft + 26 ft*			
	84/83°	76°	66°	84/83°	76°	66°	84/83°	76°	66°	84/83°	76°	66°	
55	176.2												55
60	177.5			174.4									60
65	168.4			174.2			161.7						65
70	160			166.4			157.1			154.2			70
75	152.3			158.7			150.2			145.8			75
80	145.1			152.7			143.8			139.6			80
85	138.3			145.8			137.6			133.7			85
90	131.7	131.4		139.3			131.8			128.1			90
95	125.3	125.5		135.9	120.5		126.6			122.9			95
100	118.9	120		130.4	115.4		120.9	108.8		118			100
105	112.2	114.9		125.3	110.6		115.4	104.4		113.4			105
110	103.9	113.8		120.7	106.1		109.8	103.5		109.2	95.1		110
115		109.4			105.2		103.7	99.5		102.6	90.7		115
120		104.6			101.2			95.2			86.7		120
125		99.2	84.8		97			91.3			83		125
130			80.9		92.1			87.5			80		130
135			77.2			74.3		84.1			77.2		135
140			73.9			70.9					74.6		140
145			70.5			67.7			62.6				145
150						64.7			60.1				150
155						61.9			57.5			50	155
160									55			48.1	160
165									52.7			46.3	165
170												44.7	170

* adapter - piece d'adaptateur

Maxtab_t_275_304_00201_00_000_00203_00_000

	111 ft + 26 ft*			130 ft + 26 ft*			149 ft + 26 ft*			167 ft + 26 ft*			
	84/83°	76°	66°	84/83°	76°	66°	84/83°	76°	66°	84/83°	76°	66°	
60	165.2												60
65	161.8			163.5									65
70	153.9			158.9			152.8						70
75	146.7			153.9			145.8			143.1			75
80	140			148.7			139.6			135.8			80
85	133.7			142.1			134.6			130.3			85
90	127.7			136.1			128.7			125.1			90
95	122.1	122.8		132.9			123.2			120.1			95
100	116.7	117.5		127.6	113.2		117.9			115.5			100
105	111.5	116.1		122.7	108.6		113			111.1			105
110	106.2	111.5		118.1	104.3		108.4	100.8		106.9			110
115	100.7	107.1		113.8	103.4		103.9	96.3		100.6	89.3		115
120	95.6	103.1		109.9	99.6		99.4	92.1		93.4	85.4		120
125		98.6		104.7	96		94.8	88.2		85.7	81.8		125
130		93.8			92.3			84.6			78.7		130
135		89.3	72.7		88			81.3			75.9		135
140			73.1		83.9	70.8		78.3			73.3		140
145			69.8			67.7		75.8			70.9		145
150			66.7			64.7					68.3		150
155			63.8			61.9				55.7			155
160			61.1			59.4				53.5		47	160
165						56.9				51.3		45.3	165
170										49.2		43.7	170
175										47.2		42.2	175
180												40.7	180

* adapter - piece d'adaptateur

Maxtab_t_275_304_00301_00_000_00303_00_000

Lifting capacities Forces de levage

T3YVEN 115 – 126 ft

	111 ft + 26 ft*			130 ft + 26 ft*			149 ft + 26 ft*			167 ft + 26 ft*			
	84/83°	76°	66°	84/83°	76°	66°	84/83°	76°	66°	84/83°	76°	66°	
	N 115 ft												
65	150.1												65
70	148.9			149.5									70
75	142			145.2			141.3			135.8			75
80	135.7			141.9			135.6			132.5			80
85	129.8			136.2			129.8			125.9			85
90	124.3			134.1			124.2			121.1			90
95	119.1			128.8			118.9			116.6			95
100	114.2	117.8		123.8			114			112.2			100
105	109.4	113.3		119.1	108.8		109.3			108.1			105
110	104.8	108.8		114.7	104.6		105			104.1			110
115	100.4	104.6		110.6	100.7		100.9	94.3		100.4			115
120	96	100.7		106.7	97		96.9	90.1		96.9	83.5		120
125	91.3	97.1		103.1	93.5		93.1	86.3		93.7	80		125
130	87.4	93.2		99.8	90		89.2	82.7		90.6	76.7		130
135		88.8		96.8	86.4		85.3	79.4		87.7	74.1		135
140		84.7	69.3		82.9			76.3		80.5	71.6		140
145		81.3	66.6		79.2			73.8			69.2		145
150		77.9	63.9		76.3	63.4		71.5			66.7		150
155			61.6		73.2	60.7		69.3			64.3		155
160			60.5			58.1			51.9		62.1		160
165			58			55.7			50.1				165
170			55.9			53.5			48.2			42.2	170
175						51.4			46.2			40.7	175
180						49.4			44.4			39.3	180
185									42.7			38	185
190												36.7	190
195												35.5	195

* adapter - piece d'adaptateur

Maxtab_t_275_304_00401_00_000_00403_00_000

	111 ft + 26 ft*			130 ft + 26 ft*			149 ft + 26 ft*			167 ft + 26 ft*			
	84/83°	76°	66°	84/83°	76°	66°	84/83°	76°	66°	84/83°	76°	66°	
	N 126 ft												
70	136.9			123									70
75	136.2			135.5			129.6						75
80	131.2			135.5			129.8			125.8			80
85	125.5			131.4			125.4			123			85
90	120.2			129.6			120.3			117.3			90
95	115.1			125.2			115.5			113.1			95
100	110.3			120.7			110.9			109.1			100
105	105.8	99.1		116.3			106.4			105.2			105
110	101.5	105.2		112.1	102.3		102.1			101.5			110
115	97.4	101.4		108.2	98.6		98.1			98			115
120	93.3	97.8		104.5	95.1		94.3	89.2		94.7			120
125	89.6	94.3		101	91.7		90.7	85.4		91.5	78.5		125
130	86.9	91		97.7	88.6		87.2	81.9		88.5	75.2		130
135	84	87.7		94.6	85.6		83.8	78.6		85.7	72.4		135
140	79.8	84.2		91.8	82.4		80.5	75.6		80.4	70		140
145	74.2	80.4	67.6	87.7	79.3		77	72.7		74.3	67.7		145
150		77.6	65		76		72.6	70.3		67.6	65.3		150
155		74.5	62.4		72.8	60.6		68.1			63		155
160		70.6	60.3		70.5	58.1		66			60.7		160
165			58.1		67.8	55.7		64	49.4		58.7		165
170			56.3			53.5		61.5	47.6		56.7		170
175			54.6			51.4			46		54.8	39.5	175
180			52.6			49.4			44.2			38.1	180
185						47.5			42.5			36.7	185
190						45.7			40.9			35.5	190
195									39.3			34.3	195
200												33.1	200
205												32	205

* adapter - piece d'adaptateur

Maxtab_t_275_304_00501_00_000_00503_00_000

Lifting capacities Forces de levage

T3YVEN 138 – 149 ft

	111 ft + 26 ft*			130 ft + 26 ft*			149 ft + 26 ft*			167 ft + 26 ft*			
	84/83°	76°	66°	84/83°	76°	66°	84/83°	76°	66°	84/83°	76°	66°	
	N 138 ft												
70	120.5												70
75	123.6			119.2									75
80	125.2			122.2			120.1						80
85	121.8			124			116.2			114.6			85
90	117.1			122.7			111.4			113.4			90
95	112.5			119.8			107.1			109			95
100	108.1			116.7			103			105.3			100
105	103.8			112.6			99.2			101.8			105
110	99.7	93.2		108.7			95.5			98.3			110
115	95.8	98.6		105	95.6		91.9			95.1			115
120	92.1	95.2		101.4	92.3		88.4			91.9			120
125	88.5	91.9		98	89.1		85	83.2		88.9			125
130	85.1	88.8		94.8	86.1		81.9	79.7		86	73.1		130
135	82.2	85.8		91.7	83.2		78.8	76.5		83.1	70.2		135
140	79.7	82.9		88.9	80		75.9	73.5		80.4	67.7		140
145	76.8	79.8		86.3	76.9		73.1	70.7		77.8	65.4		145
150	73.3	76.4		83.8	74.1		70.2	68.1		73.6	63.1		150
155	69.1	73.4	61.9	80.5	71.4		67.4	66		68.2	61		155
160		71	59.6		68.5		64.1	63.9		62.2	58.9		160
165		68.3	57.5		66.5	54.2		62			56.8		165
170		65.3	55.4		64.1	52		60.1	45.8		54.9		170
175			53.5		61.7	49.9		58.1	44.1		53.1		175
180			51.9			48		55.9	42.6		51.4	36.3	180
185			50			46.1			41.1		49.7	35	185
190			48.1			44.4			39.7			33.7	190
195			46.3			42.7			38.2			32.6	195
200						41.1			36.8			31.5	200
205									35.4			30.4	205
210									34			29.4	210
215												28.4	215

* adapter - piece d'adaptateur

Maxtab_t_275_304_00601_00_000_00603_00_000

	111 ft + 26 ft*			130 ft + 26 ft*			149 ft + 26 ft*			167 ft + 26 ft*			
	84/83°	76°	66°	84/83°	76°	66°	84/83°	76°	66°	84/83°	76°	66°	
	N 149 ft												
75	110.7												75
80	111.9			113.4									80
85	113			112.9			109.3						85
90	113.7			112.2			108.3			104.6			90
95	110			109.7			104.3			104.2			95
100	106			110.6			100.5			101.8			100
105	102.1			107.4			96.9			98.6			105
110	98.3			103.8			93.4			95.5			110
115	94.6	96.4		100.3			90.2			92.5			115
120	91.1	93.1		96.9	89.7		87			89.6			120
125	87.6	90.1		93.7	86.7		83.9			86.7			125
130	84.4	87.1		90.7	83.8		81	78.7		83.9			130
135	81.3	84.2		87.8	81		78.1	75.6		81.2	69.3		135
140	78.2	81.5		85.1	78.1		75.3	72.6		78.5	66.5		140
145	75.1	78.8		82.5	75.1		72.7	69.8		76	63.9		145
150	72.1	75.8		80.1	72.3		70.1	67.2		73.6	61.7		150
155	70.2	72.6		77.8	69.7		67.5	64.8		71.3	59.6		155
160	68.4	69.7	57.6	75.6	67.3		65.1	62.8		69.1	57.7		160
165	64.9	67.6	55.4	72.6	64.8		62.6	60.9		66.4	55.8		165
170		65.2	53.3	69.8	62.8	50.9	59.8	59.1		61	54		170
175		62.7	51.4		60.9	49		57.3		56.5	52.3		175
180		60.5	49.7		58.7	47		55.5			50.7		180
185			48.1		56.5	45.2		53.7	41.9		49		185
190			46.8			43.5		51.7	39.1		47.5	33.1	190
195			45.4			41.9			37.8		46	31.9	195
200			44.2			40.4			36.5			30.8	200
205			42.6			38.9			35.1			29.8	205
210						37.5			33.8			28.8	210
215									32.6			27.8	215
220									31.4			26.9	220
225												26	225

* adapter - piece d'adaptateur

Maxtab_t_275_304_00701_00_000_00703_00_000

Lifting capacities Forces de levage

T3YVEN 161 – 172 ft

	111 ft + 26 ft*			130 ft + 26 ft*			149 ft + 26 ft*			167 ft + 26 ft*				
	84/83°	76°	66°	84/83°	76°	66°	84/83°	76°	66°	84/83°	76°	66°		
	N 161 ft													
80	97.7												80	
85	99.3												85	
90	101.2			102.4			100.3						90	
95	102.5			102.9			99.9			94.3			95	
100	103.4			102.2			97.7			95.5			100	
105	100.4			101.4			94.1			94.7			105	
110	97			100.5			90.7			92.4			110	
115	93.8			100.3			87.6			89.3			115	
120	90.5	90.6		97.1			84.6			85.2			120	
125	87.3	87.7		94.1			81.8			82.7			125	
130	84.2	84.8		91.1			79.1			80.1			130	
135	81.3	82.1		88.2	81.4		76.5			77.6			135	
140	78.3	79.5		85.5	78.8		73.9	73.1		74.9			140	
145	75.5	77		82.8	76.2		71.3	70.9		72.1	63.2		145	
150	72.8	74.6		80.4	73.6		68.9	68.4		69.1	61.8		150	
155	70.1	71.9		78	70.9		66.5	65.8		66	60		155	
160	67.6	69		75.7	68.3		64.2	63.4		62.8	57.8		160	
165	65.4	66.2		73.6	65.9		62	61.1		59.6	55.7		165	
170	62.6	63.9	54.1	71.6	63.6		59.9	58.9		56.2	53.7		170	
175	59.7	62.1	52.1	69.4	61.4		57.7	57		52.7	52		175	
180	55.5	59.9	50.1	66.7	59.4	47.9	55.5	55.2		49	50.3		180	
185		57.7	48.4	64.3	57.8	46.2	53.2	53.5		45	48.8		185	
190		55.6	46.5		55.9	44.4		51.9	39.1	42.3	47.2		190	
195		53.5	44.8		53.8	42.7		50.5	37.7		45.4		195	
200			43.2		51.9	41.1		49	36.4		43	30.5	200	
205			41.6		50	39.6		47.4	35.2		40.4	29.4	205	
210			40.2			38.1		45.7	34		37.4	28.4	210	
215			38.7			36.8			32.9			27.4	215	
220						35.4			31.8			26.4	220	
225						34.2			30.6			25.5	225	
230						32.9			29.5			24.7	230	
235									28.4			23.8	235	
240												23	240	
245												22.3	245	
250													22.3	250

* adapter - piece d'adaptateur

Maxtab_t_275_304_00801_00_000_00803_00_000

	111 ft + 26 ft*			130 ft + 26 ft*			149 ft + 26 ft*			167 ft + 26 ft*			
	84/83°	76°	66°	84/83°	76°	66°	84/83°	76°	66°	84/83°	76°	66°	
	N 172 ft												
80	88.1												80
85	89.3												85
90	90.4			92.6									90
95	91.6			94.3			91.2						95
100	92.9			94.2			91.6			87.9			100
105	93.8			93.5			90.9			87.6			105
110	94			92.8			89.8			85.7			110
115	92.4			92			86.8			83.5			115
120	89.4			92			83.8			81.3			120
125	86.4	85.2		91.1			81			78.8			125
130	83.5	82.6		88.6			78.3			76.5			130
135	80.6	80.1		86			75.8			74.5			135
140	77.8	77.6		83.4	76.9		73.3			72.7			140
145	75.1	75.3		80.9	74.5		71	69.9		70.9			145
150	72.4	73		78.6	72.3		68.8	67.3		69.3			150
155	69.8	70.8		76.3	70		66.5	64.7		67.9	58.6		155
160	67.3	68.4		74.2	67.5		64.3	62.3		66.5	56.4		160
165	64.8	65.8		72.1	65.1		62	60.1		64.7	54.3		165
170	62.9	63.2		70.1	62.8		59.9	57.9		62.7	52.3		170
175	60.5	60.9	51.6	68.2	60.6		57.8	55.9		60.6	50.5		175
180	58	59.2	49.7	66.4	58.6		55.8	54		57.1	48.7		180
185	55.1	57.4	47.9	64	56.6		53.8	52.2		53.4	47.1		185
190	51.4	55.3	46.2	61.6	54.8	43.9	51.7	50.5		49.5	45.7		190
195		53.4	44.4	59.4	53.3	42.4	49.1	49.1		45.4	44.3		195
200		51.4	42.8		51.7	40.8	46.2	47.6		44.1	42.9		200
205		49.6	41.3		49.9	39.3		46.3	35.6		41.7		205
210			39.8		48.1	37.9		45	33.2		40.5	27.3	210
215			38.4		44.4			43.8	32.1		39.3	26.3	215
220			37.1					42.3	31.1		38.2	25.4	220
225			35.8						30.1		35.7	24.5	225
230			34.6						29.1			23.6	230
235									28			22.8	235
240									27			22	240
245									26			21.3	245
250									25.1			20.6	250
												19.9	250

* adapter - piece d'adaptateur

Maxtab_t_275_304_00901_00_000_00903_00_000

Lifting capacities Forces de levage

T3YVEN 184 – 195 ft

	111 ft + 26 ft*			130 ft + 26 ft*			149 ft + 26 ft*			167 ft + 26 ft*			
	84/83°	76°	66°	84/83°	76°	66°	84/83°	76°	66°	84/83°	76°	66°	
85	79.6												85
90	80.4			84.6									90
95	81.1			85.7			83						95
100	82			85.3			83.2			80.1			100
105	83			83.4			82.5			80.1			105
110	84			81.9			80.9			79.2			110
115	84.6			83			78.2			77.5			115
120	84.5			83.1			75.6			75.6			120
125	83.8			83.2			73			73.8			125
130	81	79.6		82.4			70.7			71.6			130
135	78.6	77.3		80.6			68.4			69.6			135
140	76.2	75		78.3	71.6		66.3			67.9			140
145	73.7	72.8		76.1	69.9		64.3	63.6		66.3			145
150	71.3	70.7		73.8	67.9		62.3	61.8		64.2	56.1		150
155	68.9	68.6		71.7	65.8		60.4	59.9		61.8	55		155
160	66.5	66.6		69.6	63.5		58.4	58.2		59.3	53.5		160
165	64.2	64.3		67.6	61.2		56.5	56.5		56.7	51.5		165
170	61.9	62.1		65.6	59.1		54.6	54.6		54.1	49.7		170
175	59.6	59.8		63.8	57.1		52.5	52.7		51.4	47.9		175
180	57.7	57.5	47.3	62.1	55.2		49.5	50.9		48.6	46.3		180
185	55.6	55.8	47.3	60.5	53.4		46.3	49.2		45.7	44.7		185
190	53.3	54.2	45.5	58.7	51.6	40.9	42.9	47.6		42.7	43.2		190
195	50.9	52.5	43.8	56.6	49.8	39.5	39.2	46.1		39.7	41.8		195
200	47.6	50.6	42.2	54.6	48	38.1	37.7	44.6		36.4	40.4		200
205		48.8	40.7	50.6	45.2	36.8	36.7	43.3		33	39.2		205
210		47.1	39.2		43.6	35.5		42		30.7	37.7	25.5	210
215		45.5	37.8		42.1	34.2		40.1		29.7	35.5	24.6	215
220			36.5		40.7	33		36.7		28.7	33.2	23.7	220
225			35.2			31.8		32.8		27.8	30.7	22.8	225
230			34			30.6				26.9	27.9	22	230
235			32.9			29.6				26		21.2	235
240			31.7			28.5				25.2		20.5	240
245						27.5				24.3		19.8	245
250										23.4		19.1	250
255										22.5		18.4	255
260												17.8	260

* adapter - piece d'adaptateur

Maxtab_t_275_304_00901_00_000_00903_00_000

	111 ft + 26 ft*			130 ft + 26 ft*			149 ft + 26 ft*			167 ft + 26 ft*			
	84/83°	76°	66°	84/83°	76°	66°	84/83°	76°	66°	84/83°	76°	66°	
90	72.1												90
95	72.8			76.8			72.4						95
100	73.3			77.4			75			72.2			100
105	73.9			76.2			76			73.2			105
110	74.7			74.3			75.5			71.5			110
115	75.4			73.2			75			69.6			115
120	76			74.7			73.7			67.6			120
125	76.5			75.7			71.3			65.6			125
130	76.4			75.6			69			63.6			130
135	76.2	74.7		75.7			66.9			61.6			135
140	74.6	73.1		75.1			64.9			59.7			140
145	72.4	71.1		73.7	66.2		63			57.8			145
150	70.2	69.1		71.8	64.3		61.1	60.3		55.8			150
155	68.1	67.2		69.9	62.3		59.3	58.6		53.7	45.5		155
160	65.9	65.4		67.9	60.3		57.6	56.9		51.6	44.5		160
165	63.8	63.5		66	58.7		55.9	55.3		49.5	43.6		165
170	61.7	61.7		64.2	57.2		54.1	53.7		47.4	42.5		170
175	59.6	59.6		62.5	55.7		52.4	52.3		45.3	41.5		175
180	57.5	57.7		60.8	54.1		50.7	50.8		43.2	40.4		180
185	55.5	55.6		59.2	52.4		48.7	49.2		41	39.2		185
190	53.5	53.6	44.9	57.6	50.5		45.9	47.6		38.7	37.9		190
195	51.5	52	43.4	56.2	48.7	39.5	43.1	46.1		36.4	36.6		195
200	49.3	50.6	41.8	54.8	46.6	38.1	40.1	44.6		34	35.2		200
205	46.8	49.1	40.3	53	44.7	36.9	36.8	43.2		31.5	33.7		205
210	44.1	47.4	38.9	51.2	43.4	35.7	35.3	41.9		28.9	32.2		210
215		45.8	37.5	48.7	42.3	34.4	34.5	40.7		28.9	30.6	23.7	215
220		44.3	36.2		41	33.2		39.5		28.7	29	23.2	220
225		42.8	34.9		39.6	32		37.5		27.8	27.3	22.4	225
230		41.1	33.8		38.3	30.9		34.6		26.9	25.5	21.6	230
235			32.6		37	29.8		31.2		26	23.5	20.8	235
240			31.5			28.8				25.2	21.3	20.1	240
245			30.4			27.8				24.4		19.4	245
250			29.4			26.8				23.6		18.7	250
255						25.9				22.8		18	255
260						25				21.9		17.4	260
265										21.1		16.8	265
270												15.6	270
275												13.5	275

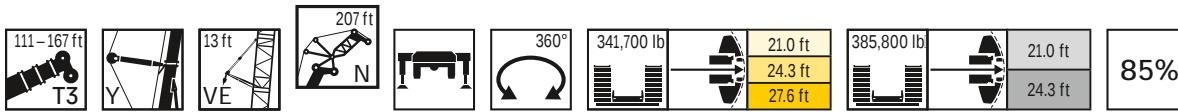
* adapter - piece d'adaptateur

Maxtab_t_275_304_01101_00_000_01103_00_000

Lifting capacities

Forces de levage

T3YVEN 207 ft



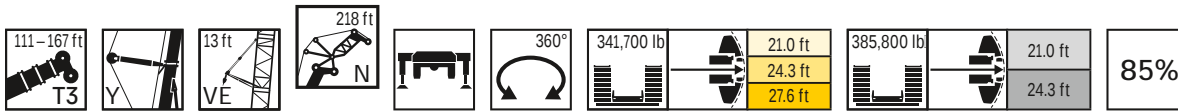
	111 ft + 26 ft*			130 ft + 26 ft*			149 ft + 26 ft*			167 ft + 26 ft*			
	84/83°	76°	66°	84/83°	76°	66°	84/83°	76°	66°	84/83°	76°	66°	
90	65.1												90
95	65.7			67									95
100	66.2			69			64						100
105	66.6			68.9			67.1			61.6			105
110	67.1			67.7			69.1			66.6			110
115	67.6			66.2			68.7			66.2			115
120	68.2			65.7			68.3			64.7			120
125	68.8			67.1			67.8			62.8			125
130	69.3			67.9			66.6			61			130
135	69.5			68.3			64.6			59.2			135
140	69.4	68.2		68.4			62.7			57.4			140
145	69	67.7		68.4			60.7			55.7			145
150	66.9	66.5		68	61.2		59			53.9			150
155	64.9	64.8		66.7	59.6		57.2	56.2		52.1			155
160	63	63.1		65	57.9		55.6	54.6		50.3	41.8		160
165	61.2	61.4		63.3	56.2		54	53.1		48.5	40.9		165
170	59.4	59.7		61.6	54.5		52.5	51.6		46.7	40.1		170
175	57.5	57.9		59.9	52.6		50.9	50.2		44.8	39.2		175
180	55.7	56		58.3	50.8		49.4	48.9		42.9	38.3		180
185	53.8	54.2		56.8	49.1		47.9	47.5		41	37.3		185
190	52	52.5		55.3	47.5		46.4	46		39.1	36.3		190
195	50.2	50.8	42	53.9	45.9		44.5	44.5		37	35.2		195
200	48.3	49	40.6	52.5	44.5		42	43.1		34.9	34.1		200
205	46.5	47.2	39.3	51.2	43.1	35.4	39.3	41.7		32.8	32.8		205
210	44.6	46	37.9	50	41.7	34.2	36.6	40.4		30.6	31.6		210
215	42.4	44.8	36.5	48.8	40.5	33.1	33.6	39.2	28.2	28.4	30.2		215
220	40	43.5	35.3	47.2	39.3	32	32	38	27.3	26	28.9		220
225	36.9	42	34	45	38.2	30.9	31.3	36.9	26.3	25.7	27.4	20.7	225
230		40.7	32.8		37.3	29.9	27.6	35.8	25.4	25.1	25.9	20.1	230
235		39.3	31.7		36.2	28.8		34.2	24.6		24.4	19.3	235
240		37.5	30.6		35	27.8		31.6	23.7		22.7	18.6	240
245			29.6		33.8	26.8		28.6	22.9		20.9	17.9	245
250			28.6			25.9		25	22.2		18.9	17.2	250
255			27.6			25			21.4		16.5	16.6	255
260			26.7			24.1			20.7			16	260
265						23.2			20.1			15.4	265
270						22.4			19.4			14.8	270
275									18.7			14.2	275
280												13.3	280
285												11.9	285

* adapter - piece d'adaptateur

Maxtab_t_275_304_01201_00_000_01203_00_000

Lifting capacities Forces de levage

T3YVEN 218 ft



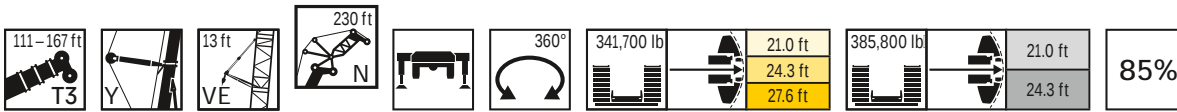
	111 ft + 26 ft*			130 ft + 26 ft*			149 ft + 26 ft*			167 ft + 26 ft*			
	84/83°	76°	66°	84/83°	76°	66°	84/83°	76°	66°	84/83°	76°	66°	
95	58.7												95
100	59.2			59.6									100
105	59.7			61.8			58.3						105
110	60.1			63.4			60.7			54.7			110
115	60.5			62.9			62.2			58.5			115
120	60.9			61.7			62.5			59.3			120
125	61.3			60.3			60.9			58.4			125
130	61.7			59.9			59.3			56.7			130
135	62.2			61.1			57.8			55.2			135
140	62.5			61.8			56.3			53.7			140
145	62.7	61.5		62.3			54.6			52.1			145
150	62.7	61.7		62			52.9			50.5			150
155	62.7	61.4		62	56.8		51.4			48.9			155
160	61.4	60.1		61.5	55.4		49.8	46.2		47.3			160
165	59.7	58.7		60.6	53.9		48.2	45.4		45.8	36.9		165
170	58	57.2		59.1	52.4		46.6	44.8		44.1	36.2		170
175	56.3	55.7		57.6	51		44.9	43.9		42.4	35.5		175
180	54.7	54.2		56.1	49.5		43.1	42.9		40.7	34.7		180
185	53.1	52.7		54.6	48		41.3	41.9		39.1	33.9		185
190	51.4	51.1		53.2	46.4		39.4	40.8		37.4	33.1		190
195	49.7	49.5		51.8	44.8		37.5	39.7		35.7	32.3		195
200	48.1	48	38.4	50.5	43.4		35.5	38.5		34	31.3		200
205	46.4	46.6	37.2	49.2	42		33.5	37.3		32.2	30.3		205
210	44.8	45	36	48	40.7	33.1	31.5	36		30.3	29.3		210
215	43.1	43.4	34.8	46.9	39.4	31.9	29.4	34.6		28.5	28.2		215
220	41.4	42	33.5	45.8	38.2	30.9	27.2	33.2	26.3	26.5	27.1		220
225	39.5	40.9	32.3	44.8	37.1	29.8	24.9	31.7	25.3	24.6	25.9		225
230	37.6	39.9	31.3	43.3	35.9	28.9	23.6	30.1	24.4	22.5	24.6	17.2	230
235	34.9	38.8	30.3	41.4	34.8	27.9	22.5	28.5	23.6	21.9	23.3	16.9	235
240		37.5	29.4		33.9	27	21.1	26.7	22.8	21	22.1	16.6	240
245		36.3	28.6		33	26.1		24.9	22		20.6	16.1	245
250		35	27.8		32.2	25.2		22.8	21.2		19.2	15.7	250
255			26.9		31.1	24.3		20.6	20.5		17.6	15.3	255
260			26			23.4		17.9	19.8		15.9	14.8	260
265			25.1			22.6			19.1		13.9	14.2	265
270			24.2			21.8			18.5			13.6	270
275			23.4			21			17.9			13	275
280						20.2			17.3			12.2	280
285									16.7			11.3	285
290									16.1			10.6	290
295												9.6	295

* adapter - piece d'adaptateur

Maxtab_t_275_304_01301_00_000_01303_00_000

Lifting capacities Forces de levage

T3YVEN 230 ft



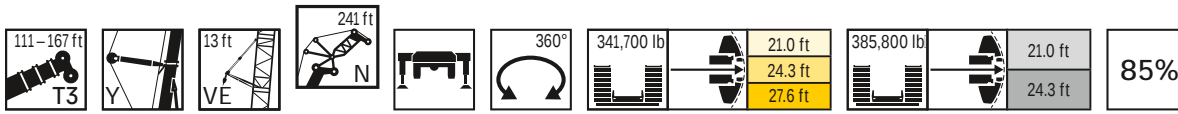
	111 ft + 26 ft*			130 ft + 26 ft*			149 ft + 26 ft*			167 ft + 26 ft*			
	84/83°	76°	66°	84/83°	76°	66°	84/83°	76°	66°	84/83°	76°	66°	
100	52.9												100
105	53.4			53.5			50.2						105
110	53.8			55.4			52.2			45.6			110
115	54.2			56.9			54.3			48.3			115
120	54.5			55.9			55.5			51.4			120
125	54.7			54.6			55.8			54			125
130	55			53.3			54.3			54.8			130
135	55.4			52.1			52.9			54.3			135
140	55.7			53.7			51.5			52.9			140
145	56			55.2			50			51.4			145
150	56.3	55.1		55.7			48.6			49.9			150
155	56.5	55.5		55.8			47.2			48.5			155
160	56.4	55.6		55.8	52.2		45.8			47.1			160
165	56.5	55.2		55.9	51		44.4	40.5		45.7			165
170	56.1	54.2		55.6	49.7		42.9	39.9		44.2	35.5		170
175	54.6	52.9		54.7	48.4		41.5	39.1		42.7	34.8		175
180	53.1	51.6		53.4	47.1		40	38.4		41.3	34.1		180
185	51.6	50.3		52.1	45.8		38.5	37.6		39.8	33.5		185
190	50.1	49		50.8	44.5		37	36.8		38.3	32.8		190
195	48.6	47.7		49.5	43.3		35.3	35.8		36.7	32		195
200	47.2	46.4		48.2	41.9		33.6	34.9		35.1	31.2		200
205	45.7	45		47	40.6		31.9	33.8		33.6	30.4		205
210	44.2	43.6	35.6	45.8	39.2		30.2	32.8		32	29.5		210
215	42.6	42.3	34.6	44.7	38		28.5	31.7		30.3	28.6		215
220	41.1	41	33.6	43.6	36.8	29.4	26.7	30.5		28.6	27.7		220
225	39.6	39.6	32.5	42.6	35.6	28.4	24.8	29.3	23.9	26.9	26.7		225
230	38	38.3	31.5	41.6	34.6	27.4	22.9	28	23	25.1	25.6		230
235	36.3	37	30.4	40.6	33.5	26.5	20.9	26.7	22.1	23.2	24.4		235
240	34.4	36.1	29.4	39.8	32.5	25.6	19.5	25.3	21.3	21.3	23.2	16.3	240
245	32.2	35.2	28.3	38.2	31.5	24.8	19.3	23.8	20.5	20.4	22.1	16	245
250		34.3	27.3	34.3	30.5	24	17.8	22.2	19.8	20.4	20.8	15.5	250
255		33.4	26.4		29.6	23.2		20.6	19.1	18.8	19.5	14.8	255
260		32.1	25.5		28.9	22.4		18.8	18.4		18.2	14.2	260
265			24.6		28.3	21.6		16.9	17.7		16.7	13.6	265
270			23.7			20.8		14.6	17.1		15.1	13	270
275			22.9			20.1			16.5		13.2	12.5	275
280			22.1			19.3			15.9			12	280
285			21.3			18.6			15.4			11.4	285
290						17.9			14.8			10.9	290
295									14.3			10.4	295
300									13.8			10	300
305												9.2	305
310												7.7	310

* adapter - piece d'adaptateur

Maxtab_t_275_304_01401_00_000_01403_00_000

Lifting capacities Forces de levage

T3YVEN 241 ft



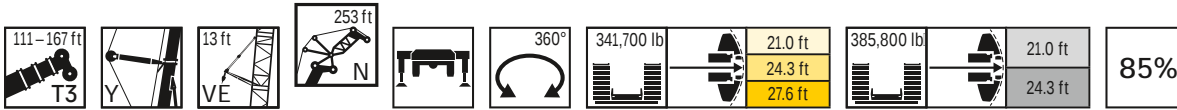
	111 ft + 26 ft*			130 ft + 26 ft*			149 ft + 26 ft*			167 ft + 26 ft*			
	84/83°	76°	66°	84/83°	76°	66°	84/83°	76°	66°	84/83°	76°	66°	
100	47.5												100
105	48			43.7									105
110	48.3			47			44.8						110
115	48.6			49.4			46.5			39.6			115
120	48.9			50.7			48.2			42			120
125	49.1			50.6			49.7			44.3			125
130	49.3			50.1			50.9			47.3			130
135	49.5			48.9			50			48.7			135
140	49.7			47.9			49			49.2			140
145	49.9			46.8			47.7			49			145
150	50.1			47.1			46.5			48.1			150
155	50.3			49.2			45.3			46.9			155
160	50.5	49.8		50			44			45.6			160
165	50.6	49.9		50.1	48.3		42.7			44.3			165
170	50.6	49.9		50.1	47.5		41.4	37.4		42.9			170
175	50.6	49.7		50.1	46.4		40.2	36.7		41.6	32.9		175
180	50.1	49.4		50	45.3		39	36.1		40.3	32.3		180
185	49.1	48.3		49.8	44.2		37.7	35.5		38.9	31.7		185
190	47.7	47.2		48.8	43		36.3	34.7		37.5	31		190
195	46.4	46		47.7	41.8		34.9	34.1		36.1	30.2		195
200	45.1	44.8		46.5	40.7		33.5	33.4		34.7	29.6		200
205	43.8	43.7		45.4	39.6		32.1	32.5		33.3	29		205
210	42.5	42.6		44.3	38.5		30.5	31.7		31.9	28.2		210
215	41.2	41.5		43.2	37.5		29	30.7		30.5	27.5		215
220	39.8	40.4	32.3	42.2	36.4		27.4	29.8		29.1	26.7		220
225	38.4	39.2	31.4	41.1	35.4	27.7	25.8	28.8		27.6	25.9		225
230	37.1	38.1	30.6	40.2	34.3	26.9	24.2	27.7		25.9	25		230
235	35.7	36.9	29.6	39.3	33.2	26	22.6	26.6	21.9	24.4	24		235
240	34.3	35.7	28.7	38.4	32.2	25.2	20.8	25.4	21.1	22.7	23		240
245	32.8	34.5	27.8	37.5	31.3	24.4	19	24.2	20.3	21	22	14.5	245
250	31.2	33.4	26.8	36.6	30.3	23.7	17.5	23	19.6	19.2	20.9	14.2	250
255	29.2	32.4	25.9	34.7	29.4	22.9	17.5	21.6	18.9	18.3	19.8	13.8	255
260	25.7	31.7	25	32.7	28.5	22.1	16	20.2	18.2	18.3	18.6	13.3	260
265		30.5	24.1		27.5	21.4		18.7	17.5	16.6	17.4	12.7	265
270		29.1	23.3		26.6	20.7		17.2	16.9		16.1	12.2	270
275		27.2	22.4		26	19.9		15.4	16.2		14.8	11.6	275
280			21.7		25.5	19.2		13.4	15.6		13.3	11.1	280
285			20.9			18.5		12.3	15.1		11.7	10.6	285
290			20.2			17.8			14.5		10.3	10.1	290
295			19.4			17.1			14			9.6	295
300						16.5			13.5			9.1	300
305						15.8			12.9			8.7	305
310									12.5			8.3	310
315												7.8	315
320												7	320

* adapter - piece d'adaptateur

Maxtab_t_275_304_01501_00_000_01503_00_000

Lifting capacities Forces de levage

T3YVEN 253 ft



	111 ft + 26 ft*			130 ft + 26 ft*			149 ft + 26 ft*			167 ft + 26 ft*			
	84/83°	76°	66°	84/83°	76°	66°	84/83°	76°	66°	84/83°	76°	66°	
	N 253 ft												
105	42.4												105
110	42.8			37.6									110
115	43.1			40.7			39.9						115
120	43.4			43			41.3			36.2			120
125	43.7			45.1			42.7			37.9			125
130	43.9			46			44.1			39.6			130
135	44			46.2			45.5			41.7			135
140	44.1			45.5			45.8			41.6			140
145	44.3			44.5			45.4			40.5			145
150	44.4			43.4			44.4			39.3			150
155	44.6			42.4			43.2			38.2			155
160	44.7	43.7		43.4			42			37.2			160
165	44.9	44.3		44.8			40.9			36			165
170	45.1	44.5		45.1	43.7		39.7			34.9			170
175	45.2	44.7		45.3	43.4		38.5	34.2		33.8			175
180	45.3	44.8		45.2	42.6		37.4	33.6		32.7	24.3		180
185	45.3	44.6		45.1	41.6		36.2	33.1		31.5	23.7		185
190	45.3	44.1		45	40.6		35	32.7		30.4	23.2		190
195	45.2	43.3		44.7	39.6		33.8	32		29.3	22.7		195
200	44.5	42.3		44.1	38.5		32.6	31.4		28.2	22.1		200
205	43.3	41.3		43	37.5		31.3	30.8		27.1	21.6		205
210	42.1	40.3		42	36.5		30.1	30		26	21		210
215	40.9	39.3		41	35.5		28.7	29.3		24.8	20.4		215
220	39.7	38.3	29.8	40	34.5		27.4	28.4		23.6	19.8		220
225	38.5	37.4	28.8	39.1	33.6		26	27.5		22.3	19.2		225
230	37.3	36.4	27.8	38.1	32.7	25.1	24.5	26.6		21	18.5		230
235	36.1	35.5	26.9	37.2	31.8	24.3	23	25.7		19.7	17.8		235
240	34.7	34.5	26.1	36.3	30.9	23.5	21.4	24.7	19.6	18.4	17		240
245	33.4	33.5	25.4	35.5	30	22.8	20	23.6	18.9	17.1	16.2		245
250	32.2	32.5	24.6	34.7	29	22	18.4	22.5	18.2	15.8	15.3	8.2	250
255	30.8	31.4	23.9	33.9	28.2	21.3	16.7	21.4	17.5	14.3	14.4	8.1	255
260	29.3	30.4	23.2	33	27.3	20.6	15.1	20.2	16.8	12.9	13.5	7.9	260
265	27.5	29.4	22.3	31.3	26.5	20	15.1	19	16.1	12.8	12.6	7.7	265
270	25.2	28.4	21.5	29.7	25.7	19.3	13.7	17.7	15.5	12.8	11.7	7.5	270
275		27.8	20.7		24.9	18.7	11.9	16.4	14.9	10.9	10.9	7.3	275
280		27.2	19.9		24	18		14.9	14.3		10	7	280
285		25.7	19.2		23.2	17.4		13.4	13.7		9.2	6.7	285
290			18.5		22.5	16.8		11.6	13.2		8.2	6.4	290
295			17.8			16.2		10.3	12.6		7.2	6.1	295
300			17.1			15.6			12.1		6.1	5.7	300
305			16.5			15			11.6			5.3	305
310			15.9			14.3			11.2			4.8	310
315						13.7			10.7			4.3	315
320									10.3				320
325									9.4				325

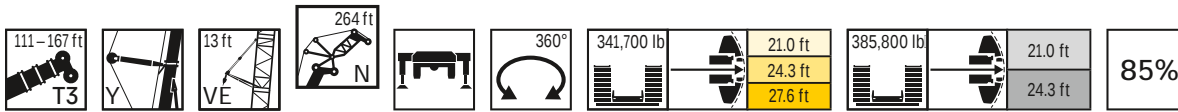
* adapter - piece d'adaptateur

Maxtab_t_275_304_01601_00_000_01603_00_000

Lifting capacities

Forces de levage

T3YVEN 264 ft



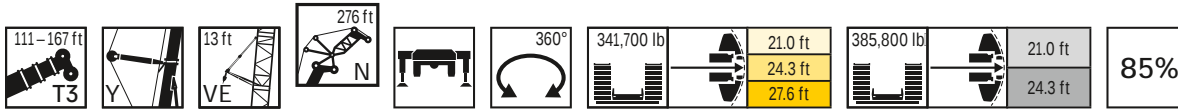
	111 ft + 26 ft*			130 ft + 26 ft*			149 ft + 26 ft*			167 ft + 26 ft*			
	84/83°	76°	66°	84/83°	76°	66°	84/83°	76°	66°	84/83°	76°	66°	
110	38.1												110
115	38.4			31.1			32.9						115
120	38.7			33.6			34.9			28.5			120
125	38.9			36.4			36.7			31.4			125
130	39.1			39.1			37.9			32.9			130
135	39.3			40.5			39.1			34.3			135
140	39.4			41.5			40.3			35.9			140
145	39.5			42.1			41.1			37.6			145
150	39.6			42.2			41.5			39.4			150
155	39.7			42.2			41.3			39.7			155
160	39.7			41.8			40.4			39.4			160
165	39.8	38.6		41.3			39.4			38.4			165
170	39.8	39.2		40.3			38.3			37.3			170
175	39.9	39.5		39.4	39.1		37.2			36.2			175
180	39.9	39.8		39.4	39.5		36.1	31.7		35.1			180
185	39.9	40		40.4	39.3		35	31.1		34	25.4		185
190	39.8	40.1		40.2	38.5		34	30.7		32.9	24.9		190
195	39.8	40		40.3	37.5		33	30.2		31.8	24.4		195
200	39.7	39.6		39.9	36.6		31.9	29.6		30.8	23.9		200
205	39.5	38.8		39.6	35.7		30.8	29.1		29.7	23.3		205
210	39.3	38		39.2	34.8		29.6	28.5		28.5	22.8		210
215	39.1	37.1		38.8	33.9		28.5	27.8		27.4	22.3		215
220	38.6	36.2		38.2	33		27.4	27.2		26.3	21.7		220
225	37.7	35.4		37.3	32.1		26.1	26.5		25.1	21.1		225
230	36.7	34.5	27.6	36.4	31.2		24.8	25.7		23.9	20.5		230
235	35.6	33.7	26.7	35.6	30.4		23.5	25		22.7	19.9		235
240	34.6	32.9	25.8	34.7	29.6	22.5	22.2	24.1		21.6	19.2		240
245	33.4	32.1	24.9	33.9	28.8	21.6	20.8	23.2		20.4	18.5		245
250	32.2	31.3	24.1	33.1	28	20.9	19.4	22.3	17.1	19.1	17.8		250
255	31.1	30.4	23.5	32.4	27.2	20.2	17.9	21.3	16.5	17.7	17		255
260	29.9	29.5	22.8	31.6	26.5	19.5	16.5	20.3	15.9	16.4	16.2	9.1	260
265	28.6	28.7	22.2	30.9	25.7	18.9	15	19.3	15.3	15	15.3	9	265
270	27.3	27.8	21.5	30.3	24.9	18.3	13.3	18.3	14.7	13.5	14.4	8.8	270
275	25.7	26.9	20.9	29.2	24.2	17.6	12.1	17.1	14.1	12	13.5	8.6	275
280	23.9	26	20.1	27.8	23.5	17.1	12.1	15.9	13.6	11.3	12.6	8.4	280
285		25.1	19.4	24.5	22.8	16.5	11.3	14.6	13	11.3	11.6	8.1	285
290		24.5	18.7		22	15.9		13.3	12.5		10.7	7.9	290
295		24	18		21.2	15.4		11.9	12		9.8	7.6	295
300			17.3		20.5	14.9		10.4	11.4		8.9	7.2	300
305			16.6			14.4		9	11		7.9	6.7	305
310			16			13.8			10.5		6.7	6.3	310
315			15.4			13.3			10			5.9	315
320			14.8			12.8			9.6			5.5	320
325						12.2			9.1			5.1	325
330									8.7			4.6	330
335									8.3			3.9	335

* adapter - piece d'adaptateur

Maxtab_t_275_304_01701_00_000_01703_00_000

Lifting capacities Forces de levage

T3YVEN 276 ft



	111 ft + 26 ft*			130 ft + 26 ft*			149 ft + 26 ft*			167 ft + 26 ft*			
	84/83°	76°	66°	84/83°	76°	66°	84/83°	76°	66°	84/83°	76°	66°	
110	33.6												110
115	34			25.3									115
120	34.3			25.4			25.4						120
125	34.6			27.4			28.1			20.9			125
130	34.8			29.8			30.4			24			130
135	34.9			32.3			32.4			26.9			135
140	35.1			34.8			33.7			29.2			140
145	35.3			36.5			34.7			30.5			145
150	35.4			37.1			35.7			31.8			150
155	35.4			37.5			36.5			33.2			155
160	35.5			37.8			36.9			34.6			160
165	35.5			37.6			36.9			35.7			165
170	35.6	34.2		37.5			36.7			35.6			170
175	35.6	34.7		37.2			36.4			35.5			175
180	35.7	35		37	34.6		36.2			35.2			180
185	35.7	35.2		36.8	35.2		36	33.2		35.1			185
190	35.8	35.5		36.6	35.5		35.8	33.5		34.9			190
195	35.9	35.7		36.2	34.9		35.6	33.5		34.7	27.2		195
200	35.9	35.8		36.3	34.8		35.1	32.7		34	26.7		200
205	35.9	35.8		36.2	34.8		34.3	31.8		33	26.2		205
210	35.9	35.4		36.2	34		33.2	30.9		31.7	25.7		210
215	35.9	34.7		36	33.2		32.3	30.1		30.7	25.1		215
220	35.8	33.9		35.7	32.3		31.4	29.2		29.6	24.5		220
225	35.7	33.1		35	31.4		30.4	28.4		28.5	23.9		225
230	35.2	32.3		34.2	30.6		29.5	27.6		27.4	23.3		230
235	34.4	31.6	24.3	33.4	29.7		28.4	26.8		26.3	22.8		235
240	33.4	30.8	24.4	32.7	28.9		27.2	26		25.2	22.2		240
245	32.4	30.1	23.5	31.9	28.1	20.2	25.9	25.2		24.1	21.6		245
250	31.5	29.3	22.7	31.2	27.3	19.4	24.5	24.5		23	20.9		250
255	30.5	28.6	22	30.4	26.6	18.7	23	23.7	14.8	21.8	20.3		255
260	29.4	27.9	21.2	29.7	25.9	18	21.6	23	14.2	20.5	19.5		260
265	28.3	27.2	20.5	29	25.1	17.3	20.1	22.4	13.6	19.1	18.7	9.2	265
270	27.2	26.5	19.8	28.4	24.4	16.6	18.5	21.7	13.1	17.7	17.9	8.7	270
275	26	25.8	19.2	27.7	23.8	16.1	16.9	21	12.6	16.3	17	8.1	275
280	24.8	25.1	18.7	27.1	22.6	15.5	15.2	20.4	12.1	14.8	16.1	7.6	280
285	23.3	24.3	18.1	26.6	21.5	14.9	13.5	19.6	11.6	13.3	15.1	7.1	285
290	21.8	23.5	17.5	25.4	20.8	14.4	13.2	18.3	11.1	12.1	14.1	6.7	290
295		22.7	17	22.9	20.2	13.8	12.8	16.9	10.6	12.1	13.1	6.2	295
300		21.9	16.4		19.5	13.3		15.5	10.1	11.8	12	5.8	300
305		21.2	15.7		18.9	12.8		14	9.6		11	5.3	305
310		20.2	15.1		18.2	12.4		12.4	9.1		10	4.9	310
315			14.5		17.5	11.9		10.6	8.6		9	4.5	315
320			13.9			11.5			8.2		7.8	4.1	320
325			13.4			11.1			7.8			3.8	325
330			12.8			10.7			7.4			3.4	330
335						10.2			7			3	335
340						9.8			6.6			2.7	340
345									6.2				345

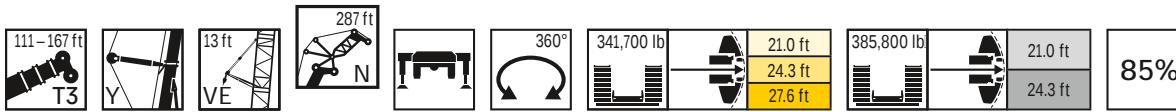
* adapter - piece d'adaptateur

Maxtab_t_275_304_01801_00_000_01803_00_000

Lifting capacities

Forces de levage

T3YVEN 287 ft



	111 ft + 26 ft*			130 ft + 26 ft*			149 ft + 26 ft*			167 ft + 26 ft*			
	84/83°	76°	66°	84/83°	76°	66°	84/83°	76°	66°	84/83°	76°	66°	
115	29.8												115
120	30.1			22									120
125	30.2			22			18.1						125
130	30.2			22.1			20.3			12.4			130
135	30.2			22.7			22.8			14.9			135
140	30.2			24.6			25.5			18			140
145	30.1			26.8			27.7			21.3			145
150	30.1			29			29.7			24.7			150
155	30			30.9			30.3			26.6			155
160	30			31.8			30.8			27.6			160
165	30			32			31.2			28.6			165
170	29.9			31.9			31.3			29.6			170
175	29.9	29.9		31.7			31.1			30			175
180	29.9	30		31.5			30.9			30.3			180
185	29.8	30.1		31.2	30.4		30.7			30			185
190	29.8	30.2		31	30.4		30.5	29.3		29.8			190
195	29.7	30.2		30.8	30.6		30.2	29.4		29.6			195
200	29.7	30.3		30.5	30.5		30	29.5		29.4	27		200
205	29.6	30.3		30.2	30.4		29.7	29.3		29.2	26.6		205
210	29.5	30.2		30.1	30.3		29.5	29		29	25.8		210
215	29.4	30.1		29.9	29.9		29.2	28.5		28.7	25		215
220	29.3	30		29.7	29.4		28.9	27.8		28.5	24.3		220
225	29.2	29.8		29.4	29.2		28.7	27		28.2	23.5		225
230	29	29.6		29.2	28.9		28.5	26.3		28	22.8		230
235	28.9	29.4		29	28.4		28.3	25.5		27.6	22.1		235
240	28.8	29.1		28.8	27.6		28	24.8		26.9	21.4		240
245	28.7	28.6	23.3	28.6	26.9		27.3	24		26.2	20.7		245
250	28.5	27.9	22.6	28.4	26.1		26.5	23.3		25.5	20		250
255	28.4	27.3	21.9	28.2	25.4	18.1	25.7	22.7		24.8	19.4		255
260	28.2	26.6	21.2	28.1	24.7	17.4	25	22		24.1	18.7		260
265	28	26	20.5	27.6	24	16.7	24.3	21.3	12.8	23.4	18.1		265
270	27.3	25.3	19.8	27.1	23.4	16	23.6	20.7	12.3	22.8	17.5		270
275	26.3	24.7	19.1	26.4	22.7	15.4	22.7	20.1	11.7	22.2	16.9	7.5	275
280	25.3	24.1	18.5	25.8	22.1	14.7	21.6	19.5	11.3	21.2	16.3	7	280
285	24.2	23.5	17.9	25.3	21.5	14.1	19.9	18.9	10.8	19.8	15.7	6.5	285
290	23.1	23	17.2	24.7	20.9	13.6	18.1	18.3	10.4	18.2	15.2	6	290
295	21.8	22.4	16.6	24.2	20.4	13.1	16.2	17.8	10	16.5	14.7	5.6	295
300	20.3	21.7	15.9	23.7	19.8	12.6	14.8	17.2	9.5	14.8	14.2	5.2	300
305	17.6	20.9	15.5	21.9	19.3	12.1	14.8	16.7	9	13.6	13.7	4.7	305
310		20.2	15		18.5	11.7	13.2	16.2	8.5	13.6	13.2	4.3	310
315		19.5	14.5		17.2	11.3		15.8	8.1		12.8	3.9	315
320		18.8	14		16.6	10.9		15.2	7.6		12.3	3.5	320
325			13.6		16	10.5		13.5	7.2		11.7	3.2	325
330			13			10.1		11.8	6.8		10.4	2.8	330
335			12.4			9.7			6.4		9		335
340			11.9			9.2			6				340
345						8.9			5.7				345
350						8.5			5.3				350
355									5				355

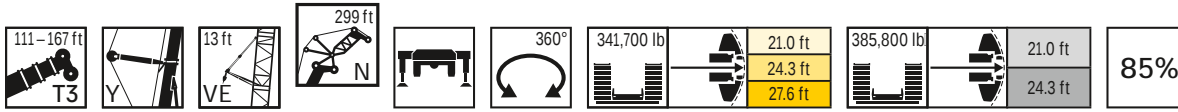
* adapter - piece d'adaptateur

Maxtab t_275_304_01901_00_000_01903_00_000

Lifting capacities

Forces de levage

T3YVEN 299 ft



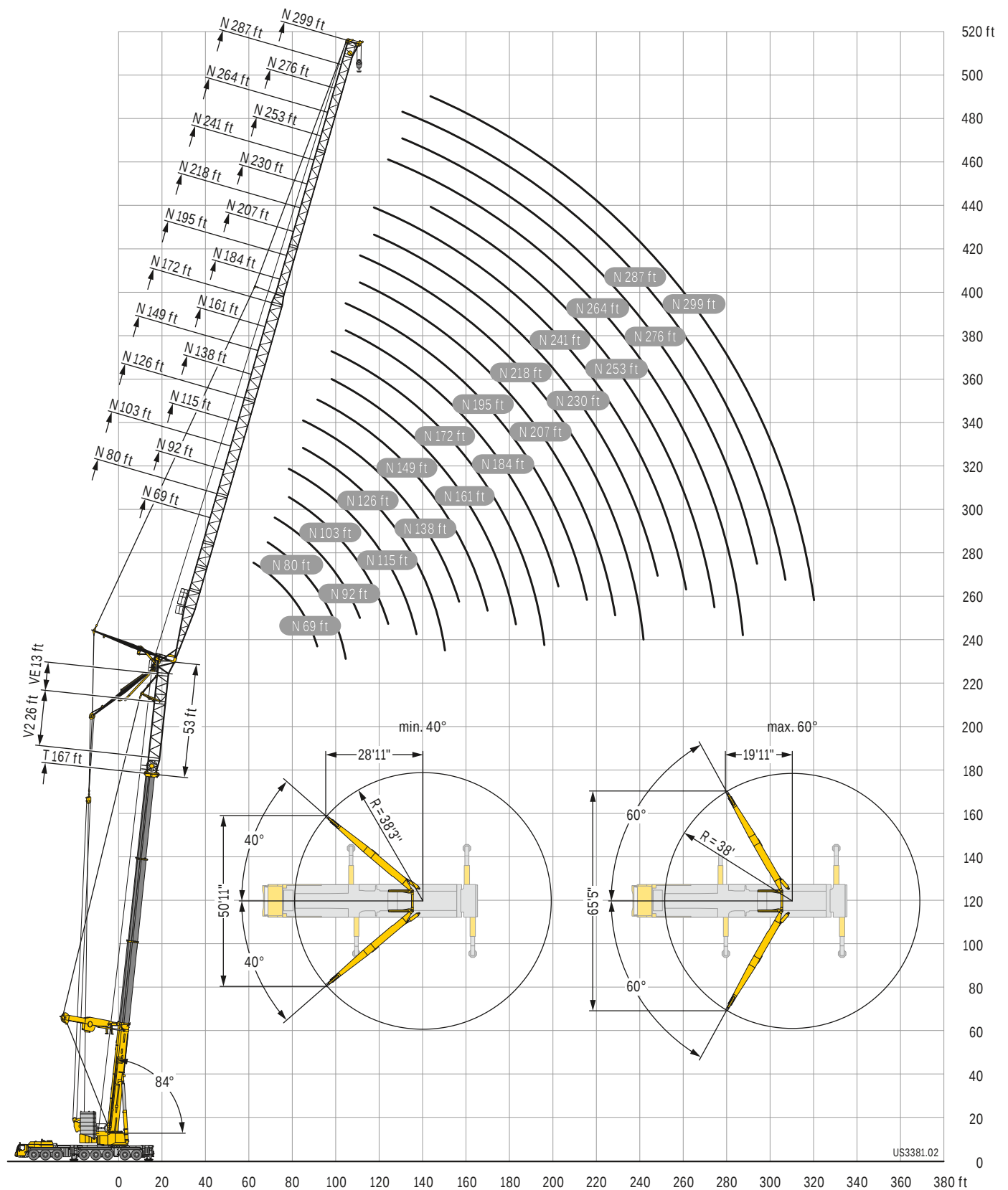
	111 ft + 26 ft*			130 ft + 26 ft*			149 ft + 26 ft*			167 ft + 26 ft*			
	84/83°	76°	66°	84/83°	76°	66°	84/83°	76°	66°	84/83°	76°	66°	
120	26.2			18.6									120
125	26.2			18.6			12.8						125
130	26.2			18.7			14.3			9.9			130
135	26.3			18.7			15.9			12			135
140	26.3			18.8			17.9			14.5			140
145	26.4			19.7			20			17.3			145
150	26.4			21.5			22.5			20			150
155	26.4			23.3			25.1			22.5			155
160	26.4			25.4			26.3			24			160
165	26.4			26.8			27.3			24.9			165
170	26.3			27.7			27.5			25.7			170
175	26.2			27.8			27.6			26.4			175
180	26.1	25.6		27.7			27.3			26.6			180
185	26	25.8		27.5			27.2			26.6			185
190	25.8	25.9		27.3	26.9		26.9			26.4			190
195	25.7	26.1		27	26.8		26.6	26		26.2			195
200	25.6	26.1		26.7	26.6		26.3	26.1		25.9			200
205	25.5	26.1		26.5	26.4		26.1	25.9		25.7	22.6		205
210	25.4	26		26.2	26.5		25.8	25.7		25.4	22.2		210
215	25.2	25.9		25.9	26.3		25.6	25.5		25.2	21.9		215
220	25.2	25.8		25.7	26.1		25.4	25.3		24.9	21.5		220
225	25.1	25.7		25.6	25.9		25.1	25		24.7	21		225
230	25	25.6		25.4	25.7		24.9	24.6		24.5	20.5		230
235	24.9	25.5		25.3	25.4		24.7	24		24.3	20		235
240	24.8	25.3		25.1	24.9		24.5	23.3		24	19.5		240
245	24.7	25.2		24.9	24.8		24.3	22.6		23.1	19.1		245
250	24.6	25	20.3	24.7	24.6		24.1	22		22.2	18.6		250
255	24.5	24.9	20.2	24.5	23.9		23.9	21.3		21.2	18.1		255
260	24.4	24.7	19.7	24.4	23.3	16.9	23.4	20.7		20.3	17.6		260
265	24.3	24.2	19.1	24.2	22.6	16.2	22.7	20.1		19.4	17		265
270	24.2	23.7	18.5	24.1	22	15.5	22.1	19.4	11.7	18.4	16.4		270
275	24.1	23.1	17.8	24	21.4	14.9	21.4	18.9	11.1	17.3	15.8		275
280	24	22.5	17.2	23.8	20.8	14.2	20.7	18.3	10.5	16.2	15.2	6.7	280
285	23.3	22	16.6	23.6	20.2	13.6	19.8	17.7	10	15.1	14.6	6.2	285
290	22.4	21.5	16	23.1	19.6	13.1	18.5	17.2	9.6	13.9	13.8	5.7	290
295	21.4	20.9	15.4	22.6	19.1	12.5	17	16.6	9.2	12.7	13.1	5.3	295
300	20.4	20.4	14.9	22.1	18.5	11.9	15.5	16.1	8.9	11.5	12.3	4.8	300
305	19.3	19.9	14.4	21.5	18	11.4	13.8	15.6	8.5	10.4	11.5	4.4	305
310	18	19.4	13.8	20.5	17.5	10.9	12.5	15.1	8	9.3	10.7	4	310
315	16.4	19	13.2	19.2	16.4	10.4	12.5	14.6	7.6	9.3	10	3.6	315
320		18.4	12.6		15.8	10	11.4	14.2	7.1	9	9.3	3.2	320
325		17.7	12.1		15.3	9.7		13.7	6.7		8.6		325
330		16.7	11.7		14.9	9.3		13.1	6.3		7.7		330
335			11.3		14.3	9		11.4	5.9		6.8		335
340			11			8.6		9.9	5.5		5.7		340
345			10.6			8.2			5.1		4.4		345
350			10.1			7.8			4.7				350
355			9.6			7.4			4.3				355
360						7			4				360
365									3.6				365
370									3.3				370

* adapter - piece d'adaptateur

Maxtab_t_275_304_02001_00_000_02003_00_000

Lifting heights Hauteurs de levage

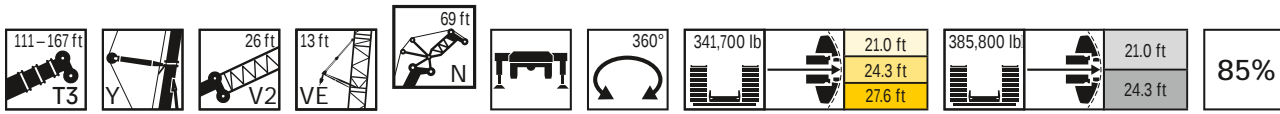
T3YV2EN



Lifting capacities

Forces de levage

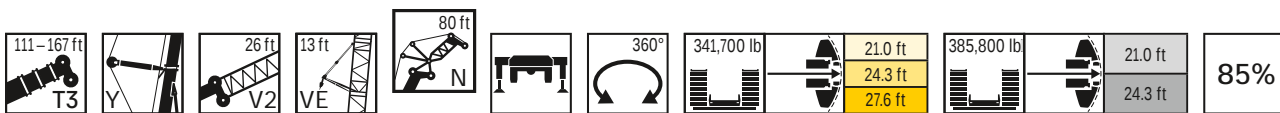
T3YV2EN 69 – 80 ft



	111 ft + 53 ft*			130 ft + 53 ft*			149 ft + 53 ft*			167 ft + 53 ft*			
	84/83°	76°	66°	84/83°	76°	66°	84/83°	76°	66°	84/83°	76°	66°	
55	187												55
60	179.4			180.3									60
65	170.3			171.3			152.6						65
70	161.2			162.6			145.4			130.8			70
75	153.6			154.4			138.9			124.7			75
80	146.7			146.9			132			119.2			80
85	138.9			140			126.3			114.4			85
90	130.6	127.4		133.7			120.1			110.1			90
95		121.4			115.9		114			104.7			95
100		115.9			110.7			103.4					100
105		110.9			106			99					105
110		106.4			101.6			95			86.1		110
115					97.7			91.2			82.5		115
120								87.9			79.3		120
125			78.8										125
130			75.1										130
135			71.4										135
140						68							140
145						65.2							145
150						62.1				55.6			150
155										53.4			155
160												43.9	160
												42.2	160

* adapter - piece d'adaptateur

Maxtab_t_275_305_00001_00_000_00003_00_000



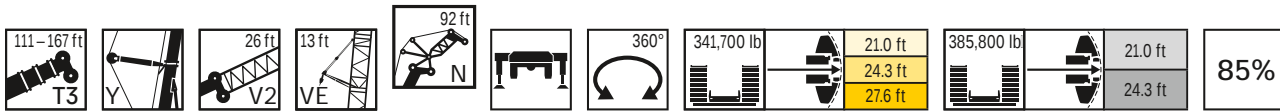
	111 ft + 53 ft*			130 ft + 53 ft*			149 ft + 53 ft*			167 ft + 53 ft*			
	84/83°	76°	66°	84/83°	76°	66°	84/83°	76°	66°	84/83°	76°	66°	
60	183.5			181									60
65	175.3			170.3									65
70	166.4			162.1			151.2			148.5			70
75	158.2			155.4			144.3			142			75
80	150.6			148.2			141.5			134.1			80
85	143.3			142.3			135.5			128.5			85
90	136.4			135.8			129.8			123.3			90
95	129.5	120.9		129.7			123.9			118.1			95
100	122.2	115.6		124.5	110.6		118.2			110.9			100
105		110.7		120.1	109.2		112.4	101.4		102.8			105
110		109			104.7			96.7			89.1		110
115		104.8			100.3			92.3			85.1		115
120		100.7			96			88.3			81.5		120
125					91.9			84.6			78.5		125
130			75.9					81.4			75.7		130
135			73.3								73		135
140			70.1										140
145			67										145
150										52.9			150
155						65.2				50.9			155
160						62.6				49			160
165						60						42.1	165
170						57.4						40.5	170
												39	170

* adapter - piece d'adaptateur

Maxtab_t_275_305_00101_00_000_00103_00_000

Lifting capacities Forces de levage

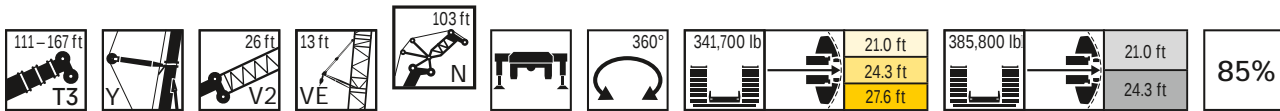
T3YV2EN 92 – 103 ft



	111 ft + 53 ft*			130 ft + 53 ft*			149 ft + 53 ft*			167 ft + 53 ft*			
	84/83°	76°	66°	84/83°	76°	66°	84/83°	76°	66°	84/83°	76°	66°	
	N 92 ft												
60	165.8												60
65	169.5			167.1									65
70	162.5			157.6			147.8						70
75	154.5			153.4			143.9			137.3			75
80	147.2			146.2			137.2			130.6			80
85	140.3			139.6			131.6			124.5			85
90	133.8			133.4			126.3			119.6			90
95	127.6			127.6			121.1			114.9			95
100	121.6	112.3		122.1			115.9			110.4			100
105	115.6	111		116.7	106.6		110.8			106.3			105
110	109.3	106.5		112	102.3		105.7	94.6		102.4			110
115		102.3		108.1	98.1		100.8	90.3		98.8	82.6		115
120		98.4			93.8			86.4		92.3	79.2		120
125		94.3			89.9			82.7			76.3		125
130		90.5			86.2			79.3			73.6		130
135			70.9		82.8			76.5			70.8		135
140			68.6					73.9			68		140
145			66			60.7					65.4		145
150			63.3			58.4							150
155			60.5			56.2				49.2			155
160			57.9			54				47.3			160
165						51.7				45.6		38.5	165
170										44		37.1	170
175										42.4		35.7	175
180												34.4	180

* adapter - piece d'adaptateur

Maxtab_t_275_305_00201_00_000_00203_00_000



	111 ft + 53 ft*			130 ft + 53 ft*			149 ft + 53 ft*			167 ft + 53 ft*			
	84/83°	76°	66°	84/83°	76°	66°	84/83°	76°	66°	84/83°	76°	66°	
	N 103 ft												
65	159.8												65
70	154.1			154.6									70
75	146.8			147.8			140.5			132.7			75
80	140.2			142.3			133.8			128.1			80
85	134.1			136.4			128			122.3			85
90	128.2			130.8			123.1			116.8			90
95	122.6			125.5			118.4			112.4			95
100	117.3			120.5			113.5			108.2			100
105	112.3	109		115.9			108.8			104.3			105
110	107.4	104.6		111.5	100.3		104.3			100.5			110
115	103	100.6		107.5	96.3		99.9	89		97			115
120	99	96.8		103.5	92.2		95.7	85.1		93.6	78.2		120
125	95.1	93		98.9	88.3		91.5	81.5		90.2	75.1		125
130		89.2			84.7		87	78.2		82.9	72.4		130
135		85.7			81.4			75.2			69.7		135
140		82.1			78.3			72.7			67.2		140
145		78.7	65.6		75.4			70.3			64.9		145
150			62.7		73.1			68			62.5		150
155			60			55.1					60.3		155
160			57.5			53.1							160
165			55.2			51.2				44.6			165
170			52.9			49.2				43			170
175						47.2				41.5		35.3	175
180										40.1		34	180
185										38.7		32.8	185
190												31.7	190

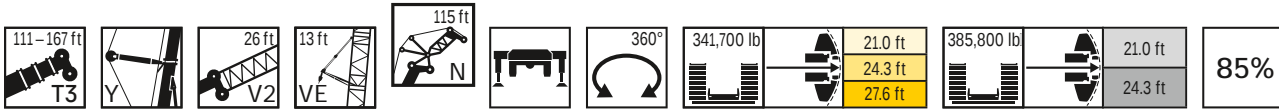
* adapter - piece d'adaptateur

Maxtab_t_275_305_00301_00_000_00303_00_000

Lifting capacities

Forces de levage

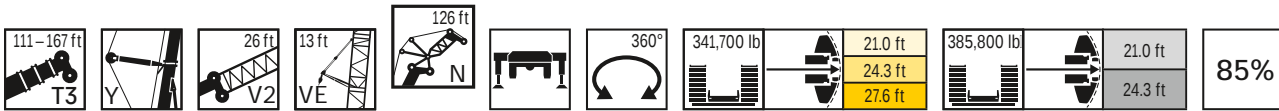
T3YV2EN 115 – 126 ft



	111 ft + 53 ft*			130 ft + 53 ft*			149 ft + 53 ft*			167 ft + 53 ft*			
	84/83°	76°	66°	84/83°	76°	66°	84/83°	76°	66°	84/83°	76°	66°	
70	146.4			140.8									70
75	140.6			142.4									75
80	134.3			137			128.1			123.3			80
85	128.5			131.7			122.9			119			85
90	123.3			126.6			118			113.5			90
95	118.9			121.8			113			108.9			95
100	113.9			117.2			108.3			105			100
105	109.6			112.8			103.9			101.2			105
110	105.4	102.1		108.6			99.8			97.7			110
115	101.6	98.2		104.7	94.1		95.8			94.2			115
120	97.9	94.5		101.1	90.5		92.1	83		90.7			120
125	94.1	90.9		97.6	86.7		88.5	79.5		87.4	72.8		125
130	90.8	87.2		94.4	83.1		85	76.2		84.4	69.8		130
135	87	83.7		91.5	79.8		81.5	73.3		80.2	67.2		135
140		80.5			76.7		77.9	70.8		74	64.8		140
145		77.5			73.9			68.5			62.5		145
150		74.3	60.1		71.2			66.2			60.4		150
155		71.8	59.2		68.9			63.9			58.3		155
160			56.7		66.9	51.6		61.7			56.3		160
165			54.4			49.8		59.6			54.5		165
170			52.2			48			41.4		52.6		170
175			50.1			46.4			40				175
180			48.2			44.6			38.6			32.2	180
185						42.9			37.2			31.1	185
190						41.2			36			30	190
195									34.8			28.9	195
200												27.9	200
205												26.9	205

* adapter - piece d'adaptateur

Maxtab_t_275_305_00401_00_000_00403_00_000



	111 ft + 53 ft*			130 ft + 53 ft*			149 ft + 53 ft*			167 ft + 53 ft*			
	84/83°	76°	66°	84/83°	76°	66°	84/83°	76°	66°	84/83°	76°	66°	
75	133			128.4									75
80	127.6			132.3			122						80
85	122.2			126.8			117.3			114.6			85
90	117.3			122.7			112.6			111			90
95	113.8			118.3			108.2			105.9			95
100	112.7			114			103.9			101.9			100
105	109			110			99.8			98.4			105
110	105			106.1			95.8			94.8			110
115	101.1	95.6		102.4			92.1			91.3			115
120	97.5	92.1		98.9	88.6		88.5			88			120
125	93.9	88.6		95.5	85.5		85.2	78.5		84.9			125
130	90.3	85		92.4	82.1		82	75.2		82			130
135	86.7	81.6		89.5	78.9		78.9	72.2		79.2	65.5		135
140	83.2	78.4		86.7	75.8		75.8	69.4		75.1	62.9		140
145	79.4	75.5		84.2	72.9		72.7	66.9		70.2	60.6		145
150		72.7		80.7	70.3		69.5	64.6		64.8	58.5		150
155		70			67.8			62.4		60.5	56.5		155
160		67.9	55.8		65.6			60.3			54.6		160
165		65.5	53.6		63.7	49		58.4			52.8		165
170			51.4		61.9	47.2		56.5			51.1		170
175			49.4			45.6		54.8	39		49.4		175
180			47.4			44			37.6		47.9		180
185			45.6			42.6			36.3			29.8	185
190			43.9			41			35			28.7	190
195						39.4			33.8			27.7	195
200						37.9			32.7			26.7	200
205									31.6			25.7	205
210									30.6			24.8	210
215												23.9	215

* adapter - piece d'adaptateur

Maxtab_t_275_305_00501_00_000_00503_00_000

Lifting capacities Forces de levage

T3YV2EN 138 – 149 ft

111-167 ft T3 | Y | 26 ft V2 | 13 ft VE | 138 ft N | 341,700 lb | 21.0 ft | 24.3 ft | 27.6 ft | 385,800 lb | 21.0 ft | 24.3 ft | 85%

	111 ft + 53 ft*			130 ft + 53 ft*			149 ft + 53 ft*			167 ft + 53 ft*			
	84/83°	76°	66°	84/83°	76°	66°	84/83°	76°	66°	84/83°	76°	66°	
	N 138 ft												
75	120.8												75
80	122.6			122.2									80
85	117.9			121.5			109.4						85
90	113.3			117			109.1			103.6			90
95	108.8			113.9			106.6			100.5			95
100	104.8			110			102.6			97.4			100
105	103.4			106.3			98.8			94			105
110	100.4			102.7			95.3			90.2			110
115	96.7			99.2			91.9			87.1			115
120	93.2			95.9			88.6			83.8			120
125	90.1	86.4		92.7	82.9		85.3			80.6			125
130	87.3	83		89.7	79.7		82.2			77.3			130
135	84.5	79.6		86.9	76.5		79.2	70.4		73.9			135
140	81.7	76.5		84.2	73.5		76.3	67.6		70.4	61.8		140
145	79.3	73.6		81.6	70.7		73.5	65		66.8	59.4		145
150	76.6	70.9		79	68.1		70.7	62.6		63	57.1		150
155	73.3	68.3		76.6	65.6		68	60.3		59	55		155
160	69.9	66		74.5	63.4		65.2	58.3		54.7	53		160
165		64	50.3		61.4			56.4		49.7	51.2		165
170		62.1	50.2		59.5			54.6			49.5		170
175		59.8	48.2		57.7	43.6		52.9			47.9		175
180			46.3		56	42		51.3			46.4		180
185			44.5			40.6		49.8	34.9		44.9		185
190			42.8			39.2			33.6		43.6		190
195			41.2			37.9			32.5			26.7	195
200			39.7			36.7			31.4			25.7	200
205			38.2			35.3			30.3			24.8	205
210						34			29.3			23.9	210
215									28.3			23	215
220									27.4			22.2	220
225												21.4	225

* adapter - piece d'adaptateur

Maxtab_t_275_305_00601_00_000_00603_00_000

111-167 ft T3 | Y | 26 ft V2 | 13 ft VE | 149 ft N | 341,700 lb | 21.0 ft | 24.3 ft | 27.6 ft | 385,800 lb | 21.0 ft | 24.3 ft | 85%

	111 ft + 53 ft*			130 ft + 53 ft*			149 ft + 53 ft*			167 ft + 53 ft*			
	84/83°	76°	66°	84/83°	76°	66°	84/83°	76°	66°	84/83°	76°	66°	
	N 149 ft												
80	111.6												80
85	109.2			111.1									85
90	105.2			110.9			104.3			99.2			90
95	102.5			108.9			102.3			98.6			95
100	100			106.3			98.6			96.3			100
105	96.9			103.4			94.8			92.9			105
110	93.6			100			91.5			88.6			110
115	90.2			96.8			88.3			85.6			115
120	87			93.7			85.4			82.7			120
125	83.9	82.2		90.7			82.5			79.9			125
130	81	79.3		87.8	78.4		79.7			77.2			130
135	78.2	76.6		85	75.5		77			74.6			135
140	75.4	74		82.3	72.5		74.3	65.2		72.1			140
145	72.8	71.5		79.7	69.7		71.7	62.7		69.3	58		145
150	70.2	69.2		77.2	67.1		69.2	60.4		66.1	55.8		150
155	67.6	66.9		74.8	64.7		66.7	58.3		62.8	53.7		155
160	65	64.7		72.5	62.4		64.4	56.4		59.3	51.7		160
165	62.3	62.5		70.5	60.2		62	54.5		55.7	49.8		165
170	59.4	60.4		68.5	58.2		59.7	52.8		51.7	48.1		170
175		58.4	47.5		56.4		57.2	51.1		47.3	46.4		175
180		56.3	45.8		54.7	41.2		49.5			44.9		180
185		54.3	44		53.1	39.8		47.9			43.5		185
190		52.8	42.3		51.6	38.5		46.5			42.2		190
195			40.7		50.1	37.2		45.1	30.8		40.9		195
200			39.2			36		43.7	29.7		39.7	24.5	200
205			37.8			34.8			28.6			23.6	205
210			36.4			33.6			27.7			22.7	210
215			35.1			32.4			26.7			21.9	215
220						31.2			25.8			21.1	220
225						30.1			25			20.3	225
230									24.1			19.6	230
235												18.9	235
240												18.2	240

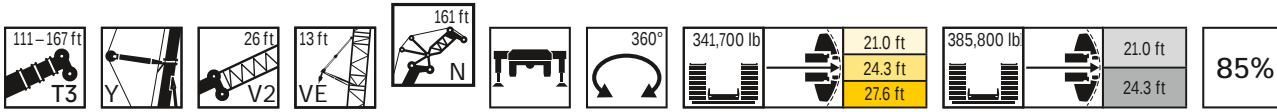
* adapter - piece d'adaptateur

Maxtab_t_275_305_00701_00_000_00703_00_000

Lifting capacities

Forces de levage

T3YV2EN 161 ft



	111 ft + 53 ft*			130 ft + 53 ft*			149 ft + 53 ft*			167 ft + 53 ft*			
	84/83°	76°	66°	84/83°	76°	66°	84/83°	76°	66°	84/83°	76°	66°	
85	101.4			99.2			95.5						85
90	101.7			102									90
95	98.2			101.3			93.2			89.5			95
100	94.7			99.6			89.8			87.1			100
105	93.3			97.2			86.5			84.7			105
110	90.3			96			83.5			82.4			110
115	87.5			93.5			80.6			80.1			115
120	84.7			90.6			78			77.5			120
125	81.8			87.8			75.4			75.1			125
130	79.1	77.1		84.9			72.9			73			130
135	76.4	74.7		82.2	73.5		70.6			71			135
140	73.8	72.3		79.5	70.6		68.2	64.7		68.4			140
145	71.3	69.9		76.9	67.9		65.8	62.1		66			145
150	68.9	67.7		74.5	65.3		63.6	59.8		63.7	53.6		150
155	66.5	65.5		72.2	62.9		61.4	57.5		61.5	51.5		155
160	64.3	63.4		70	60.6		59.3	55.4		58.7	49.6		160
165	62	61.4		67.9	58.5		57.2	53.4		55.7	47.8		165
170	59.7	59.3		65.9	56.5		55.2	51.5		52.5	46.1		170
175	57.3	57.5		64	54.6		53.2	49.8		49.2	44.5		175
180	54.7	55.7	44.2	62.3	52.8		51.2	48.1		45.6	42.9		180
185		53.8	42.6	60.3	51.1		48.7	46.5		41.6	41.4		185
190		52	41.2		49.5	36.8		45		39.8	40.1		190
195		50	39.6		48.1	35.5		43.6			38.8		195
200		48.6	38.1		46.8	34.3		42.3	28.8		37.5		200
205			36.7		45.5	33.2		41	27.7		36.4		205
210			35.4			32.1		39.9	26.8		35.3	20.9	210
215			34.1			31			25.8		34.3	20	215
220			32.9			30.1			24.9			19.3	220
225			31.7			29.1			24.1			18.5	225
230						28			23.3			17.8	230
235						27			22.5			17.1	235
240									21.7			16.5	240
245												15.8	245
250												15.2	250

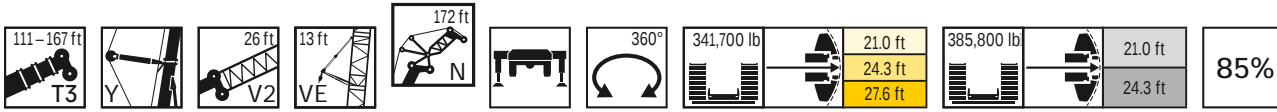
* adapter - piece d'adaptateur

Maxtab_t_275_305_00801_00_000_00803_00_000

Lifting capacities

Forces de levage

T3YV2EN 172 ft



	111 ft + 53 ft*			130 ft + 53 ft*			149 ft + 53 ft*			167 ft + 53 ft*			
	84/83°	76°	66°	84/83°	76°	66°	84/83°	76°	66°	84/83°	76°	66°	
85	90.9			93.9									85
90	92.9												90
95	94.1			93.4			88.3						95
100	93.1			92.7			86.2			82.4			100
105	90			92.1			83.1			81.2			105
110	86.9			91.2			80.1			79.2			110
115	85.7			89.5			77.3			77.2			115
120	83.3			87.6			74.7			75.3			120
125	80.7			85.2			72.2			73.4			125
130	78.1			82.5			69.9			70.9			130
135	75.6	73.5		79.9			67.6			68.6			135
140	73.2	71.2		77.3	69		65.5			66.4			140
145	70.7	69.1		74.9	66.8		63.4	61.3		64			145
150	68.3	67		72.5	64.3		61.3	59.2		61.6			150
155	66	64.9		70.3	61.9		59.3	57		59.1	51.5		155
160	63.8	62.6		68.2	59.7		57.2	54.9		56.5	49.6		160
165	61.6	60.4		66.1	57.6		55.3	52.9		54	47.8		165
170	59.5	58.4		64.2	55.6		53.3	51		51.3	46.1		170
175	57.3	56.4		62.3	53.7		51.5	49.2		48.5	44.4		175
180	55.2	54.5		60.6	51.9		49.6	47.6		45.7	42.9		180
185	53	52.8	40.7	59	50.2		47	46		42.8	41.4		185
190	50.6	51.2	40.4	57.4	48.6		43.3	44.5		39.6	40		190
195		49.8	39	56.1	47.1	34.8	42.3	43		37	38.7		195
200		48.2	37.7		45.7	33.6		41.7		36.5	37.4		200
205		46.8	36.3		44.3	32.4		40.4	27.3		36.2		205
210		45.2	35		43	31.3		39.2	26.3		35.1		210
215			33.7		41.9	30.3		38	25.3		34	20.1	215
220			32.5			29.3		36.9	24.5		32.8	19.3	220
225			31.3			28.4			23.6		30	18.6	225
230			30.2			27.5			22.8			17.8	230
235			29.2			26.6			22			17.2	235
240			28.1			25.7			21.3			16.5	240
245						24.8			20.5			15.8	245
250									19.9			15.2	250
255									19.2			14.6	255
260												14.1	260

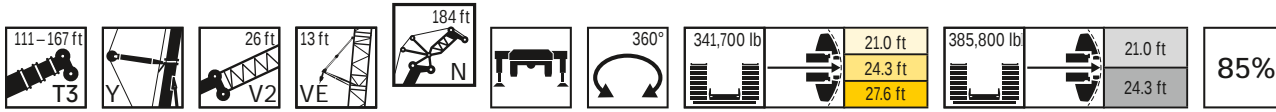
* adapter - piece d'adaptateur

Maxtab_t_275_305_00901_00_000_00903_00_000

Lifting capacities

Forces de levage

T3YV2EN 184 ft



	111 ft + 53 ft*			130 ft + 53 ft*			149 ft + 53 ft*			167 ft + 53 ft*			
	84/83°	76°	66°	84/83°	76°	66°	84/83°	76°	66°	84/83°	76°	66°	
90	82.3												90
95	83.9			85.5									95
100	85.5			84.9			80.6						100
105	85.8			83.6			79.8			76.2			105
110	83.8			81.6			77.7			74.9			110
115	81.1			81.1			75.1			73.2			115
120	79.7			80.4			72.6			71.4			120
125	77.3			80			70.3			69.7			125
130	75.2			78.9			68			68			130
135	73			76.6			65.8			65.7			135
140	70.8	68.5		74.3			63.8			64			140
145	68.6	66.4		71.9	64		61.9			62.5			145
150	66.5	64.5		69.7	62		59.9	57.1		61			150
155	64.4	62.7		67.6	60		58.1	55.3		59.1			155
160	62.3	60.8		65.6	58		56.4	53.6		57.3	47.6		160
165	60.3	58.8		63.6	55.9		54.6	51.8		55.6	45.8		165
170	58.3	56.7		61.7	53.9		52.8	50		53.9	44.2		170
175	56.4	54.8		59.9	52.1		51	48.2		52.3	42.6		175
180	54.5	52.9		58.2	50.3		49.3	46.6		50.7	41		180
185	52.6	51.2		56.6	48.6		47.6	45		49.2	39.6		185
190	50.7	49.5		55	47		46	43.5		47.8	38.2		190
195	48.7	48	38	53.6	45.5		44.3	42.1		46.4	36.9		195
200	46.6	46.8	36.7	52.2	44.1	29	42.6	40.7		43.5	35.7		200
205	43.6	45.7	35.5	51	42.7	30.8	40	39.4		40	34.5		205
210		44.5	34.3		41.4	29.8	37.8	38.2	25.3	38.4	33.4		210
215		43.2	33.1		40.2	28.7		37	24.4		32.3		215
220		41.7	31.9		39	27.8		35.9	23.5		31.3		220
225		40.3	30.7		37.8	26.8		34.8	22.7		30.3	16.9	225
230			29.6		36.9	26		33.8	21.8		29.3	16.2	230
235			28.6			25.1			21.1		28.4	15.5	235
240			27.6			24.3			20.3			14.9	240
245			26.6			23.5			19.6			14.2	245
250			25.6			22.8			18.9			13.6	250
255						22.1			18.2			13.1	255
260									17.6			12.5	260
265									17			12	265
270												11.4	270

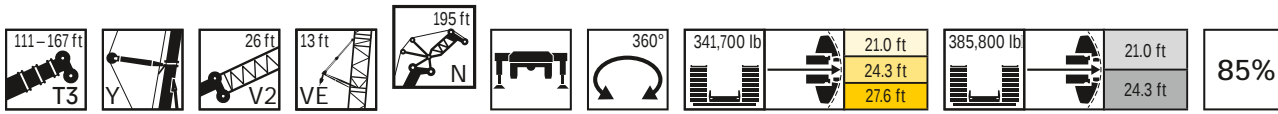
* adapter - piece d'adaptateur

Maxtab_t_275_305_01001_00_000_01003_00_000

Lifting capacities

Forces de levage

T3YV2EN 195 ft



	111 ft + 53 ft*			130 ft + 53 ft*			149 ft + 53 ft*			167 ft + 53 ft*			
	84/83°	76°	66°	84/83°	76°	66°	84/83°	76°	66°	84/83°	76°	66°	
95	74.9												95
100	76.3			77.7									100
105	77.4			77.7			74			69.7			105
110	78.2			77.2			73			69.7			110
115	78.3			76.7			71.3			67.9			115
120	76.3			75.2			69.2			66.1			120
125	73.9			74.4			66.9			64.4			125
130	72			73.9			64.8			62.6			130
135	71.3			73.4			62.8			60.8			135
140	69.2			72.2			60.9			59.1			140
145	67.2	64.7		70.2			59			57.3			145
150	65.2	62.9		68.1	60.5		57.2			55.4			150
155	63.4	61.2		66	58.7		55.5			53.6			155
160	61.5	59.4		64.1	56.9		53.8	51.8		51.8			160
165	59.7	57.7		62.2	55.2		52.2	50.3		49.9	44.2		165
170	57.9	56.2		60.4	53.5		50.6	48.7		47.9	43.3		170
175	56.1	54.7		58.7	51.7		49.1	47		46	42.2		175
180	54.2	52.9		57	49.9		47.6	45.4		44	40.7		180
185	52.5	51.1		55.4	48.3		46.1	43.8		42	39.3		185
190	50.7	49.5		53.9	46.7		44.6	42.4		39.9	37.9		190
195	49	47.9		52.4	45.2		43.1	41		37.8	36.7		195
200	47.3	46.4	35.1	51	43.8		41.7	39.7		35.6	35.4		200
205	45.5	45	34.9	49.7	42.4		40.2	38.4		33.3	34.2		205
210	43.7	43.7	33.7	48.5	41.1	29.6	38.7	37.2		30.9	33.1		210
215	41	42.4	32.6	47.3	39.9	28.5	36.8	36		29.3	32		215
220		41.3	31.6		38.7	27.6	34.5	34.9	22.6	28.1	31		220
225		40.2	30.5		37.6	26.7		33.8	21.8		29.9		225
230		38.9	29.4		36.5	25.8		32.8	21		28.5	15.8	230
235		37.6	28.4		35.3	24.9		31.9	20.2		26.7	15.2	235
240			27.4		34.2	24.1		31	19.5		24.9	14.5	240
245			26.4			23.3		30.1	18.8		22.8	13.9	245
250			25.5			22.5			18.1		20.4	13.3	250
255			24.6			21.8			17.5			12.8	255
260			23.7			21.1			16.8			12.2	260
265						20.5			16.2			11.7	265
270						19.7			15.7			11.2	270
275									15.1			10.7	275
280												10.2	280
285												9.7	285

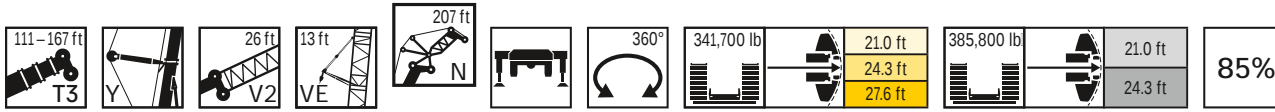
* adapter - piece d'adaptateur

Maxtab_1_275_305_01101_00_000_01103_00_000

Lifting capacities

Forces de levage

T3YV2EN 207 ft



	111 ft + 53 ft*			130 ft + 53 ft*			149 ft + 53 ft*			167 ft + 53 ft*			
	84/83°	76°	66°	84/83°	76°	66°	84/83°	76°	66°	84/83°	76°	66°	
95	64.1												95
100	67.3			69.8									100
105	68.6			70.8			67.6						105
110	69.6			70.7			67.3			62.3			110
115	70.4			70			66.8			61			115
120	71.2			68.6			65.9			59.5			120
125	70.9			68.2			64.4			58			125
130	69.3			67.8			62.4			56.6			130
135	67.2			67.3			60.5			55.1			135
140	65.2			66.9			58.6			53.7			140
145	64			66.4			56.9			52.4			145
150	63	60.4		65.3			55.2			51			150
155	61.3	58.8		63.4	56.1		53.5			49.8			155
160	59.6	57.1		61.5	54.4		51.9			48.6			160
165	57.9	55.6		59.7	52.8		50.4	47.9		47.5			165
170	56.3	54.1		58	51.2		48.8	46.5		46	40.7		170
175	54.7	52.7		56.4	49.7		47.4	45		44.5	39.5		175
180	53.1	51.2		54.8	48.2		46.1	43.6		42.8	38.4		180
185	51.4	49.6		53.2	46.8		44.7	42.3		40.9	37.4		185
190	49.7	48		51.7	45.3		43.4	40.8		38.9	36.1		190
195	48.2	46.4		50.3	43.8		42	39.5		37	34.8		195
200	46.6	44.9		49	42.4		40.6	38.1		35	33.6		200
205	45	43.5		47.6	41.1		39.3	36.9		33	32.5		205
210	43.4	42.2	32.2	46.4	39.8		38	35.7		30.9	31.4		210
215	41.8	41	31.1	45.2	38.6	27.1	36.7	34.5		28.7	30.3		215
220	40.1	39.8	30.1	44.1	37.4	26.2	35.3	33.4		26.4	29.3		220
225	37.9	38.5	29.1	43.1	36.3	25.3	33.8	32.4	20.2	24.2	28.3		225
230		37.3	28.1	41.2	35.2	24.4	31.5	31.4	19.5	24.1	27.4		230
235		36.3	27.2		34.2	23.6		30.5	18.7	23.4	26.5	13.4	235
240		35.4	26.3		33.2	22.8		29.5	18		25.7	12.8	240
245		34.4	25.4		32.3	22		28.7	17.3		24.1	12.2	245
250			24.5		31.2	21.2		27.8	16.6		22.3	11.6	250
255			23.6			20.5		27	16		20.2	11.1	255
260			22.8			19.8			15.4		17.7	10.5	260
265			21.9			19.2			14.8			10	265
270			21.2			18.5			14.2			9.5	270
275			20.4			17.9			13.7			9.1	275
280						17.4			13.2			8.6	280
285									12.7			8.2	285
290									12.2			7.7	290
295												7.3	295

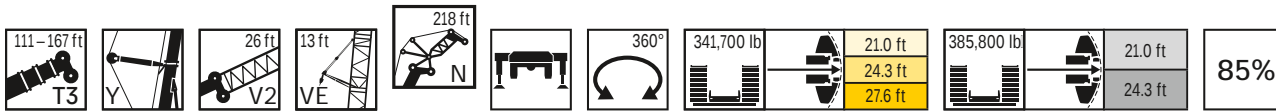
* adapter - piece d'adaptateur

Maxtab_t_275_305_01201_00_000_01203_00_000

Lifting capacities

Forces de levage

T3YV2EN 218 ft



	111 ft + 53 ft*			130 ft + 53 ft*			149 ft + 53 ft*			167 ft + 53 ft*			
	84/83°	76°	66°	84/83°	76°	66°	84/83°	76°	66°	84/83°	76°	66°	
100	56.3												100
105	59			63.4									105
110	61.3			64.2			61.6						110
115	62.6			64.1			61.4			57.5			115
120	63.3			63.2			61.2			56.4			120
125	63.9			62.8			60.4			55.1			125
130	64.2			62.4			58.9			53.8			130
135	64			62			57.1			52.5			135
140	63.1			61.6			55.2			51.2			140
145	61.3			61.1			53.5			49.9			145
150	59.5			60			51.9			48.7			150
155	58.6	56.7		58.9			50.3			47.6			155
160	57	55.1		57.7	52.1		48.9			46.4			160
165	55.4	54		56.6	50.6		47.4	45.4		45.3			165
170	53.9	52.9		55.4	49.1		46.1	44		44.3			170
175	52.4	51.4		54.1	47.6		44.7	42.8		43.3	37.7		175
180	50.9	49.9		52.5	46.2		43.4	41.6		42	36.8		180
185	49.5	48.5		51.1	44.8		42.2	40.4		40.5	35.8		185
190	48.1	47		49.6	43.5		41	39.3		38.9	34.7		190
195	46.7	45.5		48.3	42.2		39.7	38.2		37.1	33.6		195
200	45.3	44		46.9	40.9		38.5	37		35.4	32.5		200
205	43.8	42.6		45.6	39.6		37.3	35.9		33.7	31.3		205
210	42.4	41.2		44.4	38.3		36.1	34.8		31.8	30.2		210
215	41	40	29.1	43.2	37.1		34.9	33.7		29.9	29.2		215
220	39.6	38.7	29	42.1	36		33.7	32.6		28	28.2		220
225	38.1	37.6	28	41.1	34.8	24	32.2	31.6		26	27.2		225
230	36.6	36.4	27.1	40.1	33.8	23.1	29.8	30.6		23.9	26.3		230
235	35	35.3	26.2	39.1	32.8	22.3	27.3	29.6	17.9	21.7	25.5		235
240	32.7	34.1	25.3	37.4	31.8	21.5	25.9	28.7	17.1	21.5	24.6		240
245		33	24.5		30.9	20.7		27.8	16.4	19.1	23.8	11.1	245
250		32.2	23.7		30	20		27	15.8		23	10.6	250
255		31.4	22.9		29.2	19.3		26.2	15.2		21.7	10	255
260			22.1		28.3	18.6		25.3	14.6		20	9.5	260
265			21.3			17.9		24.4	14		18.1	9	265
270			20.5			17.3			13.4		16	8.5	270
275			19.8			16.7			12.9			8.1	275
280			19.1			16.2			12.3			7.6	280
285			18.4			15.6			11.8			7.1	285
290						15.1			11.3			6.7	290
295									10.9			6.3	295
300									10.4			5.9	300
305												5.6	305

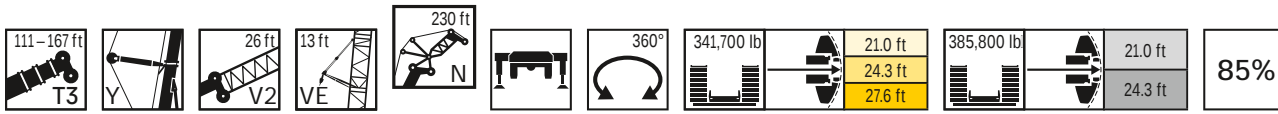
* adapter - piece d'adaptateur

Maxtab_t_275_305_01301_00_000_01303_00_000

Lifting capacities

Forces de levage

T3YV2EN 230 ft



	111 ft + 53 ft*			130 ft + 53 ft*			149 ft + 53 ft*			167 ft + 53 ft*			
	84/83°	76°	66°	84/83°	76°	66°	84/83°	76°	66°	84/83°	76°	66°	
	N 230 ft												
105	49.4												105
110	51.8			56.8			53.9						110
115	54.4			57.9			55.5			53.6			115
120	55.9			58.4			55.5			52.7			120
125	56.8			58			55.3			51.6			125
130	57.3			57			54.5			50.4			130
135	57.8			56.7			53.4			49.2			135
140	58			56.4			52			48.1			140
145	57.7			56			50.5			47.1			145
150	57.1			55.6			49.1			45.9			150
155	55.7			55.1			47.7			44.7			155
160	54.1	52.8		54.4			46.2			43.5			160
165	52.9	51.4		53.5	48		44.9			42.3			165
170	52.2	49.9		52.5	46.6		43.6	41.7		41.1			170
175	50.9	48.5		51.5	45.3		42.4	40.5		39.9			175
180	49.5	47.4		50.2	43.9		41.2	39.3		38.5	32.6		180
185	48.2	45.9		48.8	42.6		39.9	38.2		37.2	32.1		185
190	46.9	44.5		47.4	41.3		38.7	37.2		35.8	31.5		190
195	45.6	43.3		46.1	40.1		37.6	36.2		34.4	31		195
200	44.4	42.1		44.8	38.9		36.4	35.2		32.9	30.3		200
205	43	40.9		43.6	37.8		35	34.2		31.5	29.6		205
210	41.7	39.7		42.4	36.6		33.4	33.3		30	28.9		210
215	40.4	38.7		41.3	35.5		31.7	32.4		28.4	28.2		215
220	39.2	37.6	26.6	40.1	34.5		30	31.5		26.9	27.3		220
225	37.9	36.6	27.2	39.1	33.4		28.2	30.5		25.3	26.5		225
230	36.6	35.6	26.2	38.1	32.4	21.6	26.3	29.6		23.6	25.6		230
235	35.3	34.6	25.3	37.1	31.4	20.8	24.3	28.7		21.9	24.7		235
240	33.9	33.6	24.5	36.2	30.4	20	22.2	27.8	16.5	20.1	23.7		240
245	32.4	32.5	23.7	35.4	29.5	19.3	21.1	26.9	15.8	18.2	22.7		245
250	30.4	31.4	22.9	34.2	28.6	18.6	18.9	26	15.2	17.8	21.5	9.9	250
255		30.3	22.1		27.8	17.9	17.4	25.2	14.5	15.9	20.3	9.4	255
260		29.3	21.3		26.9	17.2		24.3	13.9		19.1	8.9	260
265		28.4	20.6		26.2	16.6		23.5	13.3		17.8	8.4	265
270		27.8	19.9		25.4	15.9		22.4	12.8		16.4	7.9	270
275			19.2		24.7	15.3		20.1	12.2		14.8	7.4	275
280			18.5			14.8		17.3	11.7		13	7	280
285			17.8			14.2			11.2			6.5	285
290			17.1			13.7			10.7			6.1	290
295			16.5			13.2			10.2			5.7	295
300						12.7			9.7			5.3	300
305						12.2			9.3			4.9	305
310									8.8			4.5	310
315												4.1	315
320												3.8	320

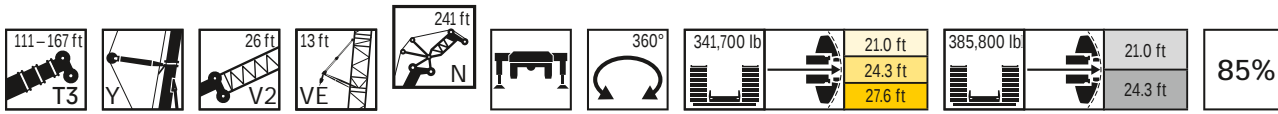
* adapter - piece d'adaptateur

Maxtab_t_275_305_01401_00_000_01403_00_000

Lifting capacities

Forces de levage

T3YV2EN 241 ft



	111 ft + 53 ft*			130 ft + 53 ft*			149 ft + 53 ft*			167 ft + 53 ft*			
	84/83°	76°	66°	84/83°	76°	66°	84/83°	76°	66°	84/83°	76°	66°	
105	41.1												105
110	42.6			49.1									110
115	44.3			50.5			48.1						115
120	46.4			51.6			49.9			46.9			120
125	48.7			52.3			50.5			47.9			125
130	50.7			52.5			50.3			47.8			130
135	51.2			52.2			50.1			47.1			135
140	51.6			51.8			49.8			46.1			140
145	51.9			51			48.8			45.1			145
150	51.9			50.7			47.5			44.1			150
155	51.8			50.4			46.1			43.1			155
160	51.5			50.1			44.8			42.2			160
165	50.8	49.2		49.8			43.5			41.2			165
170	49.3	48.1		49.2	44.9		42.2			40.3			170
175	47.9	46.8		48.7	43.7		41	38.9		39.4			175
180	46.8	45.5		48.1	42.5		39.8	37.8		38.5			180
185	45.5	44.4		47.1	41.3		38.7	36.8		37.7	31.7		185
190	44.4	43.4		45.9	40.1		37.6	35.8		36.8	31.3		190
195	43.2	42.2		44.7	38.9		36.4	34.8		35.6	30.6		195
200	42.1	41.1		43.5	37.8		35.3	33.8		34.3	29.7		200
205	40.9	39.9		42.3	36.7		34.2	32.9		33	28.7		205
210	39.8	38.9		41.2	35.6		33.2	31.9		31.7	27.8		210
215	38.6	37.8		40.1	34.6		31.9	31		30.3	26.9		215
220	37.5	36.8		39	33.6		30.4	30.1		28.8	26		220
225	36.3	35.7		38	32.6		28.9	29.2		27.4	25.2		225
230	35.2	34.7	24.5	37	31.6		27.4	28.3		25.9	24.3		230
235	34	33.6	24.5	36	30.7		25.7	27.4		24.3	23.5		235
240	32.8	32.7	23.6	35.1	29.8	19.8	23.9	26.6		22.7	22.8		240
245	31.6	31.7	22.8	34.2	29	19.1	22.1	25.8	14.9	21.1	22		245
250	30.4	30.8	22	33.4	28.1	18.4	20.1	25	14.3	19.3	21.3		250
255	29	29.9	21.2	32.6	27.3	17.6	18.8	24.3	13.6	17.5	20.6		255
260	27.3	28.9	20.5	31.9	26.6	17	17.1	23.5	13	16.8	19.9	7.9	260
265		28	19.8	30	25.8	16.3	16.5	22.8	12.4	15.9	19.2	7.4	265
270		27	19.1		25.1	15.7		22.1	11.9	14.8	18.5	7	270
275		26.1	18.5		24.4	15.1		21.3	11.3		17.2	6.5	275
280		25.2	17.8		23.7	14.5		20.4	10.8		15.8	6	280
285			17.2		22.9	14		18.4	10.3		14.3	5.6	285
290			16.6			13.4		15.6	9.8		12.6	5.2	290
295			16			12.9			9.4		10.8	4.8	295
300			15.4			12.4			8.9			4.4	300
305			14.8			11.9			8.4			4	305
310						11.4			8			3.6	310
315						11			7.6			3.3	315
320									7.2			2.9	320
325												2.6	325

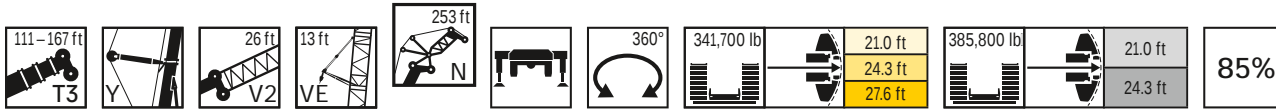
* adapter - piece d'adaptateur

Maxtab_t_275_305_01501_00_000_01503_00_000

Lifting capacities

Forces de levage

T3YV2EN 253 ft



	111 ft + 53 ft*			130 ft + 53 ft*			149 ft + 53 ft*			167 ft + 53 ft*			
	84/83°	76°	66°	84/83°	76°	66°	84/83°	76°	66°	84/83°	76°	66°	
110	36.4												110
115	37.6			44.1									115
120	39			45.2			42						120
125	40.7			46.3			44.1			41.2			125
130	42.7			47.1			45.8			42.7			130
135	44.6			47.4			45.5			42.4			135
140	45.9			47.2			45.3			41.4			140
145	46.4			46.9			45.1			40.5			145
150	46.7			46.1			44.8			39.6			150
155	46.8			45.8			44.1			38.7			155
160	46.7			45.6			42.8			37.7			160
165	46.6			45.3			41.6			36.8			165
170	46.4	44.3		45.1			40.4			35.8			170
175	45.8	43.9		44.7	40.1		39.2			34.9			175
180	44.5	43.1		44.5	40.1		38.1			33.9			180
185	43.2	41.9		44.1	39		36.9	34.8		32.9			185
190	43.3	40.8		43.6	37.9		35.9	33.8		31.8	25.4		190
195	42.5	39.6		42.5	36.8		34.9	32.9		30.7	25		195
200	41.4	38.8		41.3	35.7		33.9	32		29.7	24.5		200
205	40.4	37.8		40.2	34.6		32.8	31.1		28.5	24.2		205
210	39.3	36.8		39.1	33.7		31.8	30.1		27.4	23.7		210
215	38.3	35.8		38	32.7		30.9	29.2		26.3	23.2		215
220	37.3	34.8		37	31.7		29.9	28.3		25.1	22.7		220
225	36.2	33.8		36	30.8		28.8	27.4		23.8	22.1		225
230	35.2	32.9		35.1	29.8		27.4	26.5		22.6	21.5		230
235	34.1	32	22.1	34.1	29		26	25.7		21.4	20.8		235
240	33	31.1	22.1	33.3	28.1		24.5	24.9		20.1	20.1		240
245	31.9	30.2	21.3	32.4	27.3	17.6	22.9	24.1		18.7	19.4		245
250	30.8	29.3	20.5	31.5	26.5	16.9	21.3	23.3		17.3	18.7		250
255	29.7	28.4	19.8	30.8	25.7	16.2	19.6	22.6	12.2	16	17.9		255
260	28.5	27.6	19.1	30	24.9	15.6	17.9	21.9	11.6	14.5	17		260
265	26.7	26.8	18.4	29.3	24.2	14.9	16.4	21.2	11.1	12.9	16.1	6.1	265
270	24.6	26	17.7	28.6	23.5	14.3	15.4	20.5	10.5	12.5	15.2	5.6	270
275		25.2	17	27.8	22.8	13.7	14.4	19.9	10	12.2	14.2	5.2	275
280		24.3	16.4		22.2	13.2		19.3	9.5	11.1	13.2	4.7	280
285		23.4	15.8		21.6	12.6		18.7	9		12.1	4.3	285
290		22.6	15.2		21	12.1		18.1	8.5		11	3.9	290
295			14.7		20.4	11.5		16.4	8		10	3.5	295
300			14.1			11		14	7.6		9	3.1	300
305			13.6			10.6			7.1		7.7	2.7	305
310			13.1			10.1			6.7				310
315			12.6			9.6			6.3				315
320			12.1			9.2			5.9				320
325						8.8			5.5				325
330									5.1				330
335									4.8				335

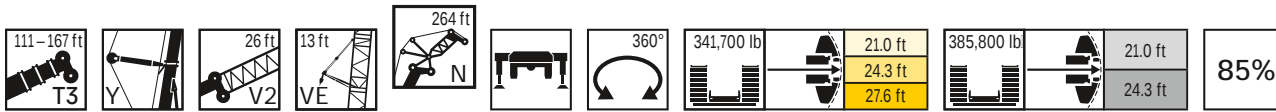
* adapter - piece d'adaptateur

Maxtab_t_275_305_01601_00_000_01603_00_000

Lifting capacities

Forces de levage

T3YV2EN 264 ft



	111 ft + 53 ft*			130 ft + 53 ft*			149 ft + 53 ft*			167 ft + 53 ft*			
	84/83°	76°	66°	84/83°	76°	66°	84/83°	76°	66°	84/83°	76°	66°	
115	31.7												115
120	32.5			39.3			34.8						120
125	33.5			40.3			36.8			32.7			125
130	34.7			41.3			39.1			35.4			130
135	36.2			42.1			41			37.7			135
140	37.9			42.8			40.5			37.7			140
145	39.7			42.8			39.8			36.8			145
150	41			42.6			39			36			150
155	41.8			42.3			38.1			35.1			155
160	42			41.9			37.3			34.3			160
165	42			41.3			36.5			33.4			165
170	42.1			41			35.6			32.5			170
175	41.9	39.8		40.7			34.8			31.6			175
180	41.7	40		40.5	37.1		34			30.8			180
185	41.3	40		40.2	36.7		33.2	31.6		29.9			185
190	40.7	38.9		39.9	36.1		32.3	31.3		29.1			190
195	39.6	37.9		39.6	35.1		31.3	30.9		28.2	21.4		195
200	38.6	36.8		39.1	34.1		30.2	30.2		27.3	21.1		200
205	38.7	35.8		38.5	33.1		29.2	29.5		26.3	20.9		205
210	38.1	35.1		37.4	32.2		28.2	28.7		25.3	20.5		210
215	37.1	34.2		36.5	31.2		27.1	27.9		24.2	20		215
220	36.1	33.3		35.5	30.3		26.1	27		23.2	19.6		220
225	35.2	32.4		34.5	29.4		25	26.2		22.1	19.1		225
230	34.3	31.5		33.6	28.5		23.8	25.3		21.1	18.6		230
235	33.3	30.6		32.7	27.7		22.7	24.5		20	18.1		235
240	32.4	29.8		31.8	26.8		21.5	23.8		18.9	17.5		240
245	31.4	28.9	20.3	31	26		20.3	23		17.7	16.9		245
250	30.5	28.1	19.6	30.2	25.3	14.2	19	22.2		16.6	16.3		250
255	29.4	27.3	19	29.4	24.5	15.4	17.7	21.5		15.4	15.7		255
260	28.4	26.6	18.3	28.6	23.8	14.7	16.3	20.8	10.9	14.2	15		260
265	27.4	25.8	17.6	27.9	23.1	14.1	14.9	20.2	10.4	12.9	14.3		265
270	25.7	25.1	17	27.2	22.4	13.5	13.4	19.5	9.8	11.7	13.5	4.9	270
275	23.7	24.4	16.3	26.6	21.7	13	11.8	18.9	9.3	10.5	12.7	4.5	275
280	21.8	23.7	15.7	26	21.1	12.4	10.8	18.3	8.8	9.4	11.9	4	280
285	19.8	22.9	15.1	25.4	20.4	11.8	10.6	17.6	8.3	9	11.1	3.6	285
290		22.2	14.5		19.8	11.3	8.7	16.4	7.8	8.9	10.4	3.2	290
295		21.4	14		19.3	10.8		15.1	7.4		9.6	2.8	295
300		20.6	13.4		18.8	10.3		13.6	6.9		8.8		300
305		19.9	12.9		18.3	9.8		11.9	6.5		7.9		305
310			12.4		17.7	9.4		10.2	6.1		7		310
315			11.9			8.9			5.7		5.9		315
320			11.5			8.5			5.3				320
325			11			8.1			4.9				325
330			10.6			7.7			4.5				330
335						7.3			4.2				335
340									3.8				340
345									3.5				345

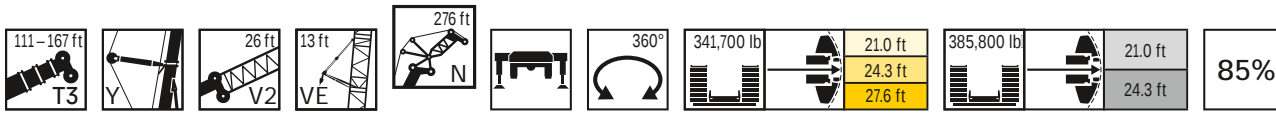
* adapter - piece d'adaptateur

Maxtab_t_275_305_01701_00_000_01703_00_000

Lifting capacities

Forces de levage

T3YV2EN 276 ft



	111 ft + 53 ft*			130 ft + 53 ft*			149 ft + 53 ft*			167 ft + 53 ft*		
	84/83°	76°	66°	84/83°	76°	66°	84/83°	76°	66°	84/83°	76°	
	N 276 ft											
115	27											115
120	27.6			33.2								120
125	28.1			34.3			29					125
130	28.9			35.4			30.4			27.4		130
135	29.8			36.2			32.4			30.2		135
140	31.1			37			34.2			33.3		140
145	32.5			37.8			35.9			34.5		145
150	34.2			38.1			36.8			35.3		150
155	35.6			38.3			36.7			34.7		155
160	37			38.1			36.5			34		160
165	37.4			37.8			36.4			33.2		165
170	37.6			37.6			36.1			32.4		170
175	37.6			37.3			35.9			31.6		175
180	37.6	35.6		37.1			35.6			30.7		180
185	37.5	35.9		36.9	33.5		34.6			29.9		185
190	37.3	35.9		36.4	33		33.6			29.1		190
195	37.1	35.4		36	32.7		32.6	29.3		28.2		195
200	36.8	34.6		35.9	31.9		31.6	28.4		27.4	20.5	200
205	36	33.7		35.7	31		30.7	27.6		26.5	20.2	205
210	35	33		35.2	30.1		29.9	26.7		25.6	19.9	210
215	34	32.1		34.4	29.2		29	25.9		24.6	19.6	215
220	33.1	31.3		33.5	28.4		28.2	25.1		23.6	19.2	220
225	32.2	30.4		32.6	27.5		27.4	24.3		22.7	18.9	225
230	31.4	29.6		31.7	26.7		26.6	23.5		21.8	18.5	230
235	30.5	28.8		30.8	25.9		25.6	22.7		20.8	18	235
240	29.7	28		30	25.1		24.9	22		19.8	17.6	240
245	28.8	27.2		29.2	24.3		24.2	21.2		18.7	17.1	245
250	28	26.4	17.2	28.4	23.5		23.5	20.5		17.7	16.6	250
255	27.1	25.6	17.3	27.6	22.8		22.8	19.8		16.6	16	255
260	26.2	24.9	16.7	26.9	22.1	13.1	22.1	19.2		15.5	15.4	260
265	25.3	24.2	16.1	26.2	21.4	12.5	21.4	18.5		14.3	14.7	265
270	24.4	23.5	15.5	25.5	20.7	12	20.6	17.8	8.3	13.1	14	270
275	23.5	22.9	14.9	24.8	20.1	11.5	19.8	17.2	7.8	11.9	13.3	275
280	22.5	22.2	14.4	24.2	19.4	11	19	16.6	7.3	10.7	12.5	280
285	21.3	21.5	13.8	23.6	18.8	10.5	17.8	16.1	6.8	9.7	11.8	285
290	19.6	20.9	13.3	23	18.2	9.9	15.7	15.5	6.3	8.6	11	290
295	17.7	20.3	12.8	22.5	17.7	9.4	15	15	5.9	8.1	10.4	295
300		19.8	12.2		17.1	9	14	14.4	5.5	8	9.7	300
305		19	11.7		16.6	8.5		13.9	5		8.9	305
310		18.3	11.2		16.1	8		13.5	4.6		8.1	310
315		17.7	10.7		15.7	7.6		13	4.2		7.3	315
320			10.3		15.3	7.2		12.6	3.8		6.4	320
325			9.8			6.7		12.2	3.5		5.2	325
330			9.4			6.3			3.1		3.7	330
335			8.9			5.9			2.7			335
340			8.6			5.6						340
345						5.2						345
350						4.9						350

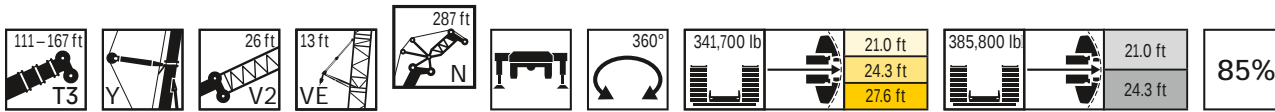
* adapter - piece d'adaptateur

Maxtab_t_275_305_01801_00_000_01803_00_000

Lifting capacities

Forces de levage

T3YV2EN 287 ft



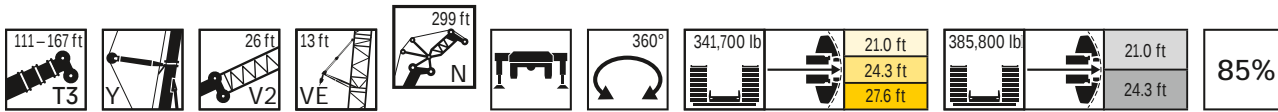
	111 ft + 53 ft*			130 ft + 53 ft*			149 ft + 53 ft*			167 ft + 53 ft*		
	84/83°	76°	66°	84/83°	76°	66°	84/83°	76°	66°	84/83°	76°	
120	23.9											120
125	24.4			27.5								125
130	24.9			29.2			25.4					130
135	25.8			30.6			26.6			21.7		135
140	26.7			31.6			27.9			24		140
145	27.8			32.1			29.2			26.5		145
150	29.1			32.5			30.6			28.8		150
155	30.4			32.6			31.4			30.8		155
160	31.3			32.6			31.4			30.6		160
165	31.7			32.4			31.3			30.4		165
170	31.8			32.1			31			30.2		170
175	31.8			31.8			30.8			30		175
180	31.8			31.6			30.6			29.7		180
185	31.7	31.1		31.4			30.4			29.3		185
190	31.5	31		31.1	30.3		30.2			28.8		190
195	31.2	30.9		30.8	30.1		30			28.3		195
200	30.9	30.7		30.6	29.4		29.7	27		27.8		200
205	30.6	30.5		30.3	29.2		29.4	26.2		27.2	22.2	205
210	30.3	30.4		30	28.8		28.8	25.4		26.4	21.5	210
215	30	30.1		29.8	28		28	24.6		25.5	20.8	215
220	29.8	29.6		29.5	27.2		27.2	23.9		24.8	20.1	220
225	29.5	28.8		29.2	26.4		26.4	23.1		24	19.3	225
230	29.3	28.2		28.7	25.7		25.6	22.4		23.1	18.6	230
235	29.1	27.5		28.4	24.9		24.8	21.6		22.3	17.9	235
240	28.7	26.8		28.2	24.2		24	20.9		21.4	17.3	240
245	28.1	26		27.9	23.4		23.2	20.2		20.6	16.6	245
250	27.3	25.3		27.4	22.7		22.5	19.6		19.8	16	250
255	26.6	24.6	16.2	26.7	22		21.8	18.9		19.1	15.4	255
260	25.8	23.9	15.9	26	21.3		21.1	18.2		18.5	14.8	260
265	25	23.2	15.2	25.3	20.7	12	20.5	17.6		17.8	14.2	265
270	24.2	22.5	14.6	24.6	20	11.5	20	17		17.3	13.6	270
275	23.4	21.9	14.1	23.9	19.4	11	19.4	16.4	7.3	16.7	13	275
280	22.5	21.2	13.5	23.3	18.8	10.5	18.8	15.8	6.8	16.2	12.5	280
285	21.7	20.6	13	22.7	18.2	10.1	18.1	15.2	6.3	15.7	12	285
290	20.7	20	12.5	22.2	17.6	9.7	17.3	14.7	5.8	14.8	11.5	290
295	19	19.4	12	21.6	17.1	9.3	16.3	14.2	5.4	13.5	11.1	295
300	17.3	18.9	11.6	21.1	16.5	8.8	14.3	13.6	4.9	11.9	10.6	300
305	16.5	18.3	11.1	20.6	16	8.3	13.3	13.1	4.5	10.5	10.2	305
310		17.8	10.7	18.8	15.5	7.8	13.2	12.7	4.1	10.5	9.9	310
315		17.3	10.2		15	7.4		12.2	3.7	10	9.5	315
320		16.7	9.8		14.6	7		11.8	3.3		9.2	320
325		16.1	9.3		14.2	6.5		11.4	3		8.8	325
330			8.9		13.8	6.1		11.1			8.5	330
335			8.4			5.7		10.7			8.1	335
340			8			5.4					7.5	340
345			7.7			5						345
350			7.3			4.7						350
355			6.9			4.3						355
360						4						360

* adapter - piece d'adaptateur

Maxtab_t_275_305_01901_00_000_01903_00_000

Lifting capacities Forces de levage

T3YV2EN 299 ft



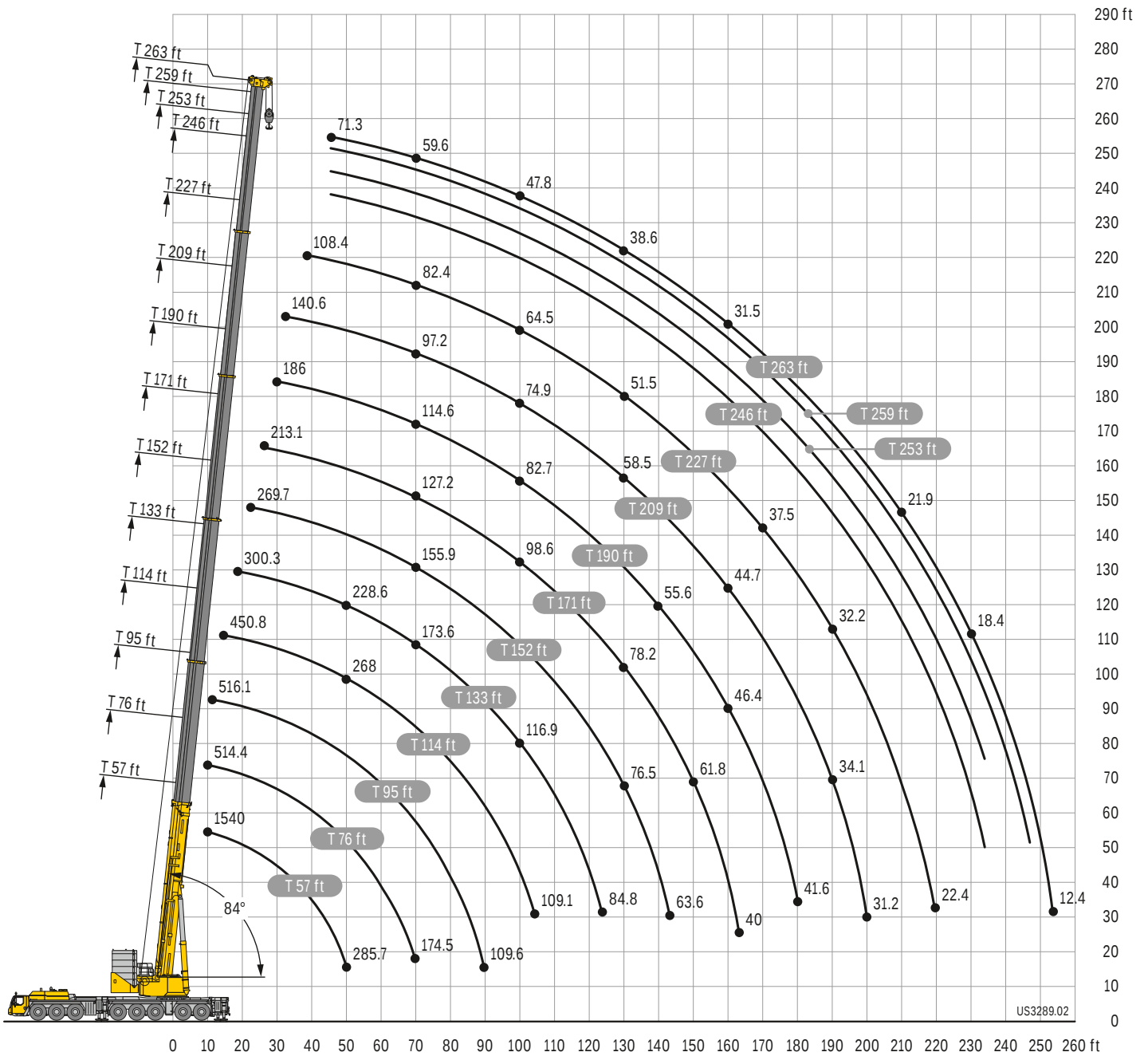
	111 ft + 53 ft*			130 ft + 53 ft*			149 ft + 53 ft*		167 ft + 53 ft*		
	84/83°	76°	66°	84/83°	76°	66°	84/83°	76°	84/83°	76°	
125	20.1			19.5							125
130	21.2			22.3							130
135	22.7			23.4			21.6				135
140	21.9			24.4			22.7		17.3		140
145	21.8			25.9			23.7		18.7		145
150	22.6			27.3			24.8		20.1		150
155	23.4			28.4			25.9		22.6		155
160	24.4			28.8			26.9		25.1		160
165	25.3			29.1			27.6		26.3		165
170	26.4			28.9			27.7		27.1		170
175	27.1			28.7			27.5		26.9		175
180	27.4			28.5			27.3		26.6		180
185	27.4			28.1			27		26.4		185
190	27.4	27.5		27.8			26.7		26.1		190
195	27.3	27.3		27.5	26.8		26.5		25.8		195
200	27.1	27.1		27.2	26.9		26.2		25.5		200
205	26.8	26.9		27	26.3		25.9	24.5	25.2		205
210	26.6	26.6		26.7	26		25.7	23.8	24.7		210
215	26.3	26.4		26.4	25.7		25.5	23.1	24.3	19.4	215
220	26.1	26.2		26.1	25.2		25.2	22.3	23.9	18.7	220
225	25.8	26		25.9	24.4		24.9	21.7	23.2	18	225
230	25.6	25.8		25.6	23.7		24.4	21	22.4	17.4	230
235	25.3	25.5		25.4	23		23.7	20.3	21.8	16.8	235
240	25.1	24.9		25.2	22.3		23	19.6	21.2	16.1	240
245	24.9	24.2		24.8	21.6		22.3	19	20.4	15.5	245
250	24.7	23.5		24.5	20.9		21.6	18.3	19.6	14.9	250
255	24.4	22.9		24.4	20.2		21	17.7	18.8	14.3	255
260	23.9	22.2	15	24	19.6		20.3	17.1	18.1	13.7	260
265	23.2	21.6	14.3	23.4	19		19.6	16.5	17.4	13.2	265
270	22.5	20.9	13.7	22.8	18.3	10	19	15.9	16.8	12.6	270
275	21.8	20.3	13.1	22.2	17.7	9.6	18.5	15.3	16.2	12.1	275
280	21	19.7	12.5	21.5	17.2	9.2	17.9	14.8	15.6	11.6	280
285	20.2	19.1	11.9	21	16.6	8.8	17.4	14.2	15.1	11.1	285
290	19.4	18.6	11.4	20.4	16	8.4	16.8	13.7	14.6	10.7	290
295	18.6	18.1	10.8	19.9	15.5	8	16.2	13.2	14.2	10.3	295
300	17.4	17.5	10.3	19.4	14.9	7.5	15.5	12.6	13.8	9.9	300
305	16	17	9.8	18.9	14.5	7	14.8	12.2	13.5	9.5	305
310	14.7	16.5	9.4	18.4	13.9	6.6	14.2	11.7	13.2	9.1	310
315	13.9	16	9.1	18	13.5	6.1	13.3	11.3	13.1	8.8	315
320	12.7	15.5	8.7	17.5	13	5.7	11.9	10.9	12.6	8.4	320
325		15.1	8.3		12.6	5.3	11.1	10.5	10.5	8.1	325
330		14.4	8		12.2			10.2		7.8	330
335		13.5	7.5		11.8			9.8		7.4	335
340			7.1		11.5			9.5		7	340
345			6.7					9.2		6.6	345
350			6.3							6.2	350
355			5.9								355
360			5.6								360
365			5.2								365

* adapter - piece d'adaptateur

Maxtab_t_275_305_02001_01_000_02003_01_000

Lifting heights Hauteurs de levage

T5



Lifting capacities

Forces de levage

T5

57 - 263 ft
T5
360°
341,700 lb
21.0 ft
24.3 ft
27.6 ft
385,800 lb
21.0 ft
24.3 ft
85%

	57 ft		76 ft	95 ft	114 ft	133 ft	152 ft	171 ft	190 ft	209 ft	227 ft	246 ft	253 ft	259 ft	263 ft	
	*															
10	1540	527.6	514.4													10
11	1264	527.6	523.1													11
12	1096	527.6	527.6	516.1												12
13	940.1	527.6	527.6	527.6												13
14	819.6	527.6	527.6	527.6												14
15	730.5	527.6	527.6	527.6	450.8											15
16	688.6	527.6	527.6	527.6	492.8											16
17	543	527.6	527.6	527.6	493.9											17
18	527.7	527.6	527.6	527.6	494.9	300.3										18
19	527.7	527.6	527.6	527.1	494.5	429.6										19
20	527.7	527.5	527.6	525.8	487.1	420.4										20
22	527.7	520.3	519.5	499.4	466.6	402	269.7									22
24	522.1	489.3	490.4	477.6	445.3	384.2	328									24
26	501.6	461.5	462.8	452.4	423.4	367.1	315.8	213.1								26
28	478.5	436.3	438.1	429.3	404.5	350.7	304.2	207.1								28
30	456.8	413.5	415.5	408.5	386.3	335.6	293	201.2	186							30
32	437.7	392.9	394.8	389.4	370.2	321.5	282	195.8	181.8							32
34	420	390.8	375.9	372.1	354.7	308.4	272.1	190.6	177.5	140.6						34
36	402.8	372.7	370.7	355.6	340.5	296.1	262.4	185.5	173.1	137.7						36
38	387.3	356.2	358	354.5	327	284.3	253.2	180.9	168.8	134.7	108.4					38
40	373	340.8	342.8	341.5	315	273.4	244.8	176.4	164.6	131.8	106.9					40
45	333.4	307.3	309.3	308.2	290.3	249.1	225	165.8	154.3	125	103	85.3	79.1	72.5	71.3	45
50	285.7	278.5	281.1	279.9	268	228.6	207.5	156.3	144.8	118.6	98.6	81.8	76.2	70	68.9	50
55			251.4	250.1	247	210.4	192.4	147.9	136.3	112.7	94.2	78.5	73.5	67.5	66.4	55
60			226.4	225.1	225.3	196.9	178.7	140.3	128.4	107.1	90.1	75.3	70.8	65.1	64.1	60
65			205.3	207.8	205.5	184.3	166.6	133.3	121.2	102	86.1	72.2	68.2	62.7	61.8	65
70			174.5	189.9	187.8	173.6	155.9	127.2	114.6	97.2	82.4	69.3	65.5	60.4	59.6	70
75				173.6	172.9	163.6	145.6	121.4	108.6	92.8	79	66.5	63	58.1	57.4	75
80				159.2	159	154.4	137	116.3	102.8	88.7	75.8	63.9	60.6	55.9	55.3	80
85				146.6	146.3	145.7	129	111.2	97.4	84.7	72.7	61.4	58.4	53.8	53.3	85
90				109.6	135.1	135.4	121.6	106.7	92.4	81.3	69.8	59	56.2	51.8	51.3	90
95					125.4	125.6	115.9	102.6	87.4	78.1	67.1	56.8	54.1	49.9	49.5	95
100					116.9	116.9	110.5	98.6	82.7	74.9	64.5	54.6	52.2	48.1	47.8	100
105					109.1	108.9	104.7	95	78.7	71.5	62.1	52.6	50.3	46.4	46	105
110						101.5	99.1	91.4	74.7	68.2	59.8	50.7	48.5	44.8	44.4	110
115						94.8	93.1	88	71	65.7	57.6	48.8	46.8	43.2	42.9	115
120						89.3	87	85	67.6	63.4	55.4	47.1	45.1	41.6	41.4	120
125						84.8	81.5	81.8	64.3	61	53.4	45.4	43.6	40.1	39.9	125
130							76.5	78.2	61.3	58.5	51.5	43.8	42.1	38.8	38.6	130
135							71.9	73.6	58.4	55.9	49.6	42.2	40.7	37.5	37.4	135
140								69.7	69.3	55.6	53.4	47.7	40.8	39.3	36.1	140
145								63.6	65.4	53	51.1	45.9	39.4	38	34.8	145
150									61.8	50.4	48.9	44.1	38	36.7	33.7	150
155									58.5	48.2	46.7	42.4	36.8	35.4	32.6	155
160									55.5	46.4	44.7	40.7	35.6	34.3	31.5	160
165									40	44.8	42.7	39.1	34.4	33.2	30.4	165
170										43.6	40.8	37.5	33.2	32.1	29.5	170
175										42.5	39	35.9	32.1	31.1	28.5	175
180										41.6	37.3	34.6	31	30.1	27.5	180
185											35.7	33.5	29.9	29	26.6	185
190												34.1	32.2	28.9	28	190
195													32.7	30.9	27.1	195
200														31.2	29.5	200
205															28.3	205
210															27.1	210
215															25.9	215
220															22.4	220
225															21.2	225
230															20.2	230
235															19.3	235
240															12.1	240
245															15.7	245
250															16.3	250
255															12.4	255

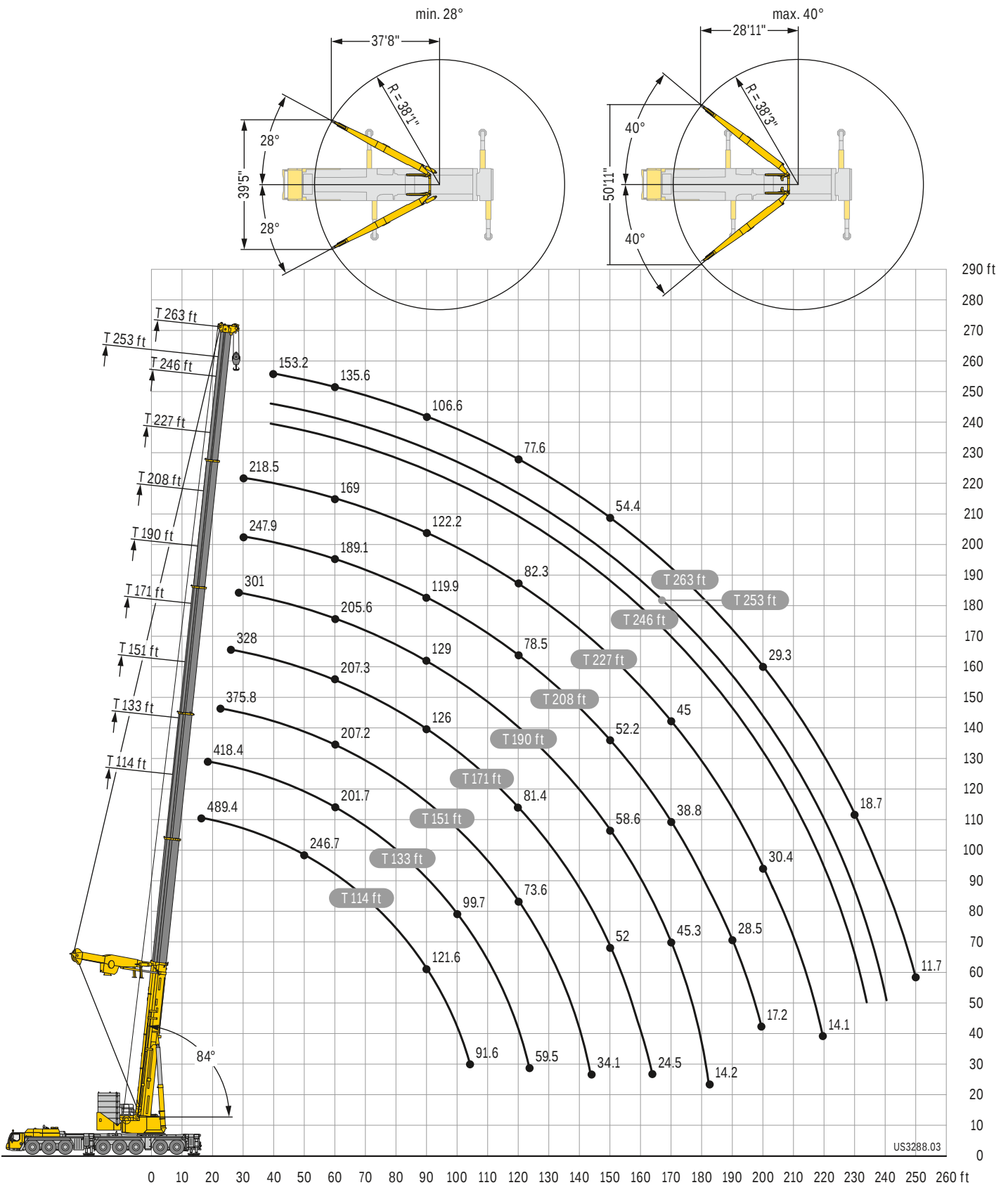
* ± 0° over rear - en arrière

maxtab_275_501_10003_00_000 / 501_10201_00_000 / 501_10203_00_000

Lifting heights

Hauteurs de levage

T5Y



Lifting capacities

Forces de levage

T5Y

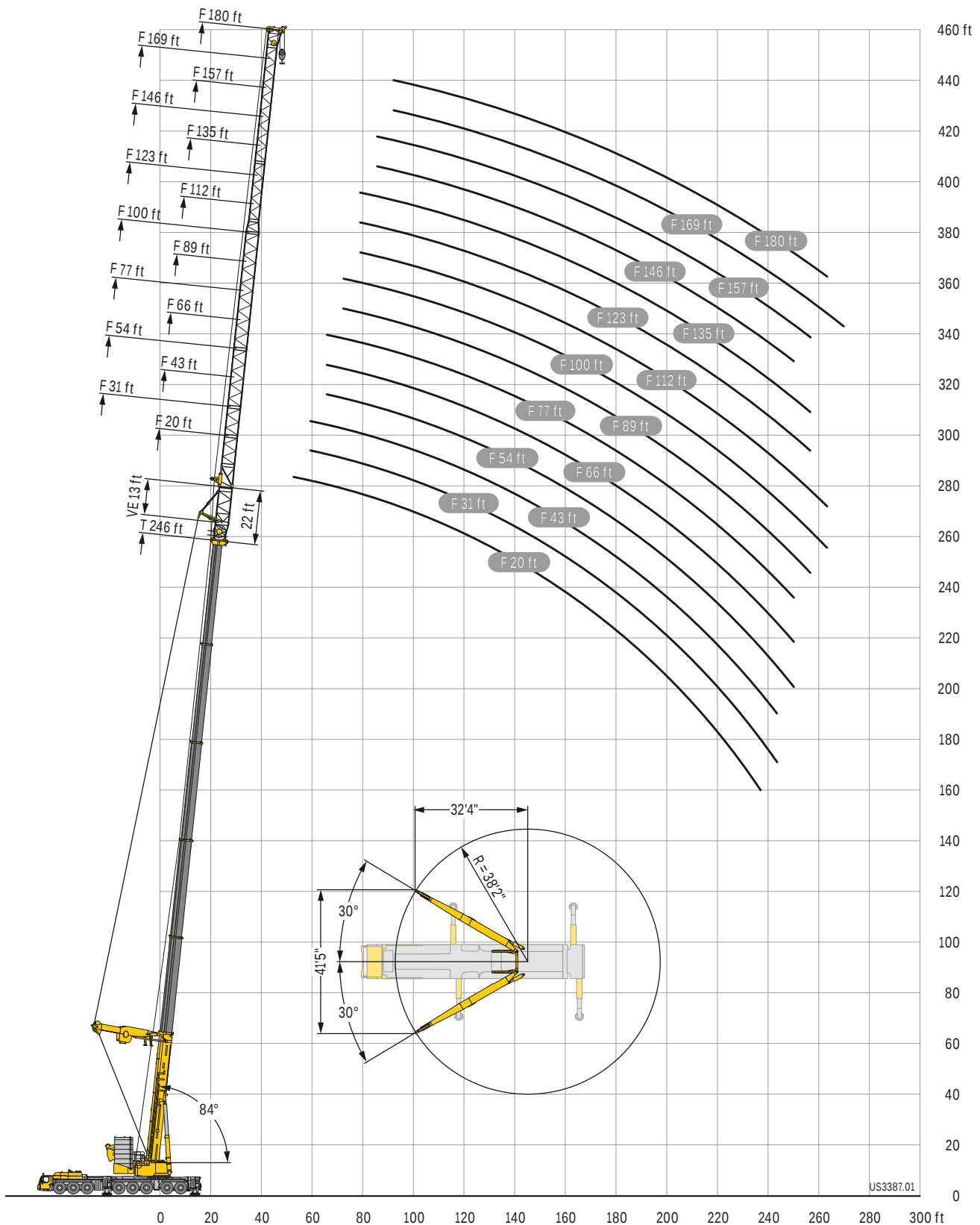


	114 ft	133 ft	151 ft	171 ft	190 ft	208 ft	227 ft	246 ft	253 ft	263 ft	
16	489.4										16
17	485.8										17
18	482.2	418.4									18
19	477.6	415.4									19
20	470.4	441.5									20
22	454.6	432.2	375.8								22
24	438.9	430.2	373.9	328							24
26	423.3	413.5	367.7	331.1							26
28	405.3	392.7	360.4	329.6	301						28
30	385.7	378.4	353	326.8	295.1	247.9	218.5				30
32	366.6	360.8	346.1	320.7	289.3	251.9	224.6				32
34	348.3	344.5	333.4	314.5	283.8	247.4	220.8				34
36	332.2	327.2	319.8	308.3	281.2	243	216.1	185.3			36
38	317	308.2	306.5	299.3	277.1	238.6	211.3	187.2	170.8		38
40	303.4	294.2	294.1	289.1	273.4	234.2	206.9	184.8	174.8	153.2	40
45	272.2	265.4	279.2	263.1	254.7	224	196.5	175.9	166.8	154.8	45
50	246.7	241.2	254.4	252.1	233.6	213.8	186.6	167.4	159.1	148	50
55	223.9	219.8	229.5	227.9	219.5	202.8	177.4	159.6	152	141.7	55
60	204.7	201.7	207.2	207.3	205.6	189.1	169	152.2	145.2	135.6	60
65	187.4	184.5	188.1	189.1	188.9	177.3	161.1	145.5	138.9	130.1	65
70	171.7	167.8	171.4	173.2	174.1	163.1	153.7	139.2	133	124.8	70
75	155.2	152.7	156.7	159.2	160.9	150.7	146.4	133.2	127.6	119.8	75
80	145.5	139.2	143.7	146.8	149	139.3	138.8	127.6	122.5	115.1	80
85	133.6	126.6	132.3	135.9	138.5	129	130.7	122.2	117.7	110.7	85
90	121.6	117.8	122.1	126	129	119.9	122.2	115.8	113.2	106.6	90
95	110.6	109.1	112.3	117	120.4	111.4	114.1	109	108.6	102.8	95
100	101.1	99.7	102.5	108.6	112.3	103.6	106.4	101.6	101.7	98.5	100
105	91.6	91.3	94.6	100.9	104.9	96.4	99.7	95.2	95.2	93.2	105
110		83.7	87.1	93.5	98.2	89.8	93.5	89.2	89.2	87.7	110
115		76.5	80.2	87.2	92.1	83.9	87.7	83.6	83.7	82.4	115
120		70	73.6	81.4	86.3	78.5	82.3	78.4	78.6	77.6	120
125		59.5	67.6	75.4	81	73.4	77.5	73.6	73.9	73	125
130			62.1	69.9	76.2	68.5	73	69.1	69.6	68.7	130
135			57	64.9	71.5	64.2	68.7	65.2	65.6	64.8	135
140			52.3	60.2	66.9	60.1	64.7	61.4	61.8	61.1	140
145			34.1	55.9	62.6	56.2	60.9	57.8	58.3	57.6	145
150				52	58.6	52.2	57.6	54.4	55	54.4	150
155				48.3	54.9	48.4	54.4	51.4	51.9	51.3	155
160				44.3	51.5	45	51.2	48.4	49	48.4	160
165				24.5	48.3	41.8	48	45.6	46.3	45.7	165
170					45.3	38.8	45	43	43.6	43.1	170
175					42.6	35.9	42.1	40.2	41.2	40.6	175
180					37.4	33.3	39.5	37.6	38.5	38.3	180
185					14.2	30.8	37	35.1	36.1	36	185
190						28.5	34.6	32.7	33.7	33.7	190
195						26.3	32.4	30.5	31.5	31.4	195
200						17.2	30.4	28.4	29.3	29.3	200
205							28.4	26.4	27.3	27.3	205
210							26.5	24.6	25.5	25.4	210
215							24.3	22.8	23.7	23.6	215
220							14.1	21.1	22	21.9	220
225								19.5	20.3	20.3	225
230								18	18.8	18.7	230
235								13.8	17.4	17.2	235
240									15	15.8	240
245									6.7	14.5	245
250										11.7	250

maxtab_502_10201_00_000 / 10203_00_000

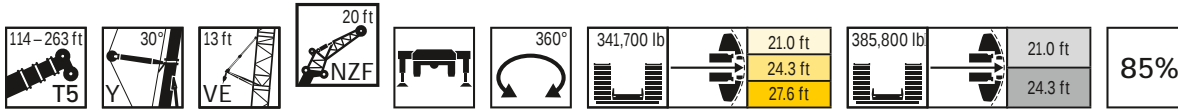
Lifting heights Hauteurs de levage

T5YVENZF



Lifting capacities Forces de levage

T5YVENZF 20 ft



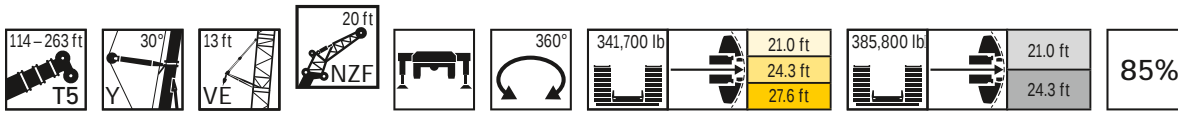
	114 ft + 22 ft*				133 ft + 22 ft*				152 ft + 22 ft*				172 ft + 22 ft*				189 ft + 22 ft*						
	0°	10°	20°	38°	0°	10°	20°	38°	0°	10°	20°	38°	0°	10°	20°	38°	0°	10°	20°	38°			
26	220.3				213.8																26		
28	218.6																					28	
30	216.8	192			214.5																	30	
32	214.9	188.3	152.4		214.2	191.9			201.9													32	
34	213.1	184.5	150.1		213.2	189.8			202.4													34	
36	211.5	180.7	147.8	114.1	211.9	187.1	151.3		202.8	191.3				187.8								36	
38	209.8	177	145.6	112.8	210.3	183.7	149.3	112.8	203.2	188.8	152.2			188.8								38	
40	208.2	173.2	143.3	111.4	208.9	180.4	147.2	111.6	203.4	186	150.4			189.1	186							40	
45	203	164	138.9	108.4	205.3	172	142.4	108.9	204	178.6	145.9	111.8		189.8	180.5	148.9			166.6	165.3		45	
50	196.4	158	134.6	105.6	200.2	163.8	138.5	106.4	202.7	171.1	141.8	109.3		187.3	175.4	144.8	110		158.8	157.8	147.5	50	
55	187.4	152.1	130.2	103	194.6	158.5	134.7	104	199.2	163.8	138.3	106.9		187.3	170	141.3	107.8		151.6	150.8	143.7	109.2	55
60	177.6	146.2	125.8	100.6	188.1	153.2	130.8	101.9	194.5	159.1	134.8	104.7		186.8	163.8	138.1	105.7		145	144.1	140.7	107.2	60
65	167.9	140.9	123.2	98.4	180.8	148	126.9	99.8	181.8	154.3	131.3	102.6		177.4	159.5	134.8	103.8		138.7	138	136.9	105.4	65
70	160.1	136.2	119.9	96.4	169.7	142.8	123.7	97.9	167.1	149.5	127.8	100.7		163.1	155.1	131.3	102.1		132.8	132.2	131.5	103.6	70
75	153.7	131.6	115.8	94.6	156.6	138.6	120.3	96.2	153.7	144.8	124.8	98.9		150.7	150.2	127.9	100.4		127.3	126.8	126.2	102	75
80	147	126.9	112	93	144.2	134.5	116.6	94.6	141.7	140.1	122.4	97.3		139.3	141.2	124.6	98.8		122.3	121.8	121.1	100.5	80
85	138.2	123.5	108.6	91.5	133.1	130.4	113.1	93.2	131.2	132.9	119.2	95.8		129.4	130.9	121.6	97.4		115.5	116.1	116.5	99	85
90	127.9	120.4	105.4	90.2	123.2	124.2	110	91.9	121.8	123.2	116.1	94.4		120.3	121.6	118.8	96		107.9	109.3	110.2	97.7	90
95	118.6	115.8	102.4	89.1	114.3	115.6	107	90.7	113.2	114.5	113.1	93.1		111.9	113.4	114.2	94.7		99.8	101.5	103.1	96.4	95
100	110.2	110.8	99.7	88.3	106.1	107.4	104.3	89.6	105.3	106.6	107.6	91.9		104.4	105.8	106.9	93.6		92.4	93.9	95.3	94.2	100
105	101.9	103.1	97.3	87.5	98.6	99.8	100.2	88.7	98	99.2	100.5	90.9		97.4	98.6	99.7	92.5		85.5	86.8	88.3	90.4	105
110	93.9	95	94.4		91.5	92.6	93.7	87.9	91.2	92.4	93.5	89.9		90.9	91.9	93.1	91.1		79.1	80.5	81.8	83.7	110
115	86.8	87.8	88.5		84.7	85.9	86.8	86.6	84.9	86.1	87.1	87.7		84.8	85.9	86.9	88.3		73.3	74.7	75.8	77.7	115
120	80.4	81.3	81.9		78.2	79.2	80		79.2	80.3	81.2	82.4		79.2	80.3	81.2	82.6		68	69.2	70.3	72	120
125	74.5	75.3	75.8		72.9	73.8	74.6		73.8	74.8	75.6	76.8		74.1	75.1	76	77.2		63.1	64.2	65.3	66.8	125
130	69.1	69.8	70.3		67.6	68.5	69.2		68.6	69.5	70.2	71.1		69.4	70.3	71.1	72.3		58.4	59.6	60.6	61.9	130
135	64.1	64.7			62.6	63.4	64		64.2	65	65.7			65	65.8	66.6	67.6		54.2	55.3	56.1	57.4	135
140	59.2	59.7			57.8	58.5	59		59.9	60.7	61.3			60.7	61.4	62.1	63		50.2	51.2	52	53.2	140
145	54.5				53.4	54	54.4		55.5	56.2	56.9			56.9	57.6	58.2			46.3	47.4	48.2	49.2	145
150					49.2	49.8			51.4	52.1	52.6			53.3	53.9	54.6			42.8	43.7	44.5	45.4	150
155					45.3	45.8			47.5	48.2	48.6			49.7	50.4	50.9			39.5	40.4	41.1		155
160					41.8	42.1			44	44.5	44.9			46.2	46.8	47.3			36.5	37.3	37.9		160
165					34.9				40.6	41.1	41.5			42.8	43.4	43.9			33.3	34.1	34.7		165
170									37.5	37.9				39.7	40.3	40.6			30.2	30.9	31.5		170
175									34.6	34.9				36.8	37.3	37.6			27.3	28	28.5		175
180									31.8					34.1	34.5	34.8			24.6	25.2	25.7		180
185									22.6					31.5	31.9				22	22.6	23		185
190														29	29.3				19.6	20.1	20.5		190
195														26.7	27				17.3	17.8	18.1		195
200														24					15.2	15.6			200
205																			13.1	13.5			205
210																			11.2	11.5			210
215																			9.3				215

* adapter - piece d'adaptateur

Maxtab_lbf_t_275_507_00001_00_000_00003_00_000

Lifting capacities Forces de levage

T5YVENZF 20 ft



	208 ft + 22 ft*				227 ft + 22 ft*				246 ft + 22 ft*				259 ft + 22 ft*				263 ft + 22 ft*					
	0°	10°	20°	38°	0°	10°	20°	38°	0°	10°	20°	38°	0°	10°	20°	38°	0°	10°	20°	38°		
45	163.6																				45	
50	163.8	166.3			151.4																	50
55	163.7	166.4	145.6	109.9	149.9	148.8	144.3		131.8	129.4											55	
60	161	162.3	141.9	108.1	145.4	143.1	140.6	108.4	127.2	124.5	122.3		114.5	110.5			112.3	108.6			60	
65	154.2	155.5	138.4	106.4	139.7	137.3	135.3	106.9	122.4	119.8	117.8	106.4	110.2	107	103.2		108.1	105.2	101.3		65	
70	143.2	145.4	135.2	104.7	134	131.7	130	105.4	117.7	115.3	113.4	105.1	106.1	103.5	100.1	95.8	104.2	101.6	98.3	94	70	
75	132	134	132.1	103.2	127.9	126.6	125	104.1	113.2	111	109.4	103.9	102.2	99.9	97.2	93.1	100.3	98.1	95.5	91.3	75	
80	121.9	123.7	125.4	101.7	118.5	120.3	120.1	102.7	108.9	107	105.4	102.6	98.4	96.4	94.5	90.6	96.6	94.6	92.8	88.9	80	
85	112.7	114.4	116.2	100.3	109.9	111.6	113.2	101.3	104.9	103.1	101.7	100	94.9	93	91.6	88.2	93.2	91.3	89.9	86.7	85	
90	104.5	106.1	107.7	99	102	103.6	105.2	100.1	99.9	99.3	98.1	96.7	91.5	89.8	88.6	85.9	89.9	88.2	86.9	84.5	90	
95	96.6	98.4	100	97.7	94.7	96.1	97.6	98.3	92.8	94.4	94.7	93.4	88.2	86.7	85.5	83.7	86.6	85.2	84	82.3	95	
100	89.6	91.1	92.4	93.4	87.8	89.3	90.7	92.9	86.3	87.8	89.1	90.4	84.2	83.8	82.6	81.4	83.2	82.3	81.2	80	100	
105	83	84.3	85.8	87.9	81.5	82.8	84.3	86.4	80.5	81.8	83	85.1	78.5	79.6	79.7	78.6	77.5	78.6	78.4	77.3	105	
110	76.8	78.3	79.6	81.6	75.6	77.1	78.3	80.3	74.9	76.2	77.5	79.3	73.2	74.5	75.6	75.6	72.4	73.6	74.6	74.6	110	
115	71.3	72.6	73.8	75.7	70.4	71.6	72.7	74.7	69.8	71.1	72.1	74.1	68.1	69.4	70.7	72.2	67.3	68.6	69.8	71.6	115	
120	66.2	67.3	68.6	70.2	65.4	66.6	67.8	69.4	65	66.2	67.4	69.1	63.5	64.7	65.8	67.5	62.7	63.9	64.9	66.8	120	
125	61.3	62.6	63.6	65.2	60.8	62	63	64.6	60.6	61.8	62.8	64.4	59.1	60.2	61.3	63	58.3	59.5	60.6	62.1	125	
130	57	58.1	59	60.6	56.5	57.6	58.6	60.2	56.4	57.4	58.5	60.1	55.1	56.2	57.1	58.7	54.5	55.5	56.4	58.1	130	
135	52.9	53.8	54.9	56.2	52.5	53.6	54.6	55.9	52.4	53.5	54.4	55.8	51.4	52.4	53.4	54.8	50.7	51.7	52.7	54.1	135	
140	49	50	50.9	52.1	48.7	49.8	50.6	52	48.9	49.9	50.7	52.1	47.9	48.9	49.8	51.1	47.3	48.3	49.1	50.5	140	
145	45.4	46.4	47.1	48.4	45.1	46	47	48.2	45.5	46.5	47.3	48.5	44.7	45.5	46.4	47.7	44	44.9	45.8	47.1	145	
150	42	42.9	43.7	44.8	41.8	42.8	43.6	44.7	42.4	43.3	44	45.2	41.5	42.5	43.3	44.4	41	41.8	42.6	43.8	150	
155	38.7	39.6	40.4	41.4	38.8	39.6	40.4	41.5	39.4	40.2	41	42.1	38.7	39.5	40.2	41.4	38.1	38.9	39.7	40.8	155	
160	35.7	36.5	37.2	38.1	35.9	36.7	37.4	38.4	36.6	37.4	38.1	39.1	35.9	36.7	37.5	38.4	35.3	36.2	36.9	37.9	160	
165	32.9	33.7	34.3	35.1	33.1	34	34.6	35.5	33.9	34.7	35.4	36.3	33.3	34.1	34.7	35.7	32.7	33.5	34.2	35.2	165	
170	30.3	30.9	31.6		30.6	31.3	31.9	32.8	31.4	32.2	32.8	33.7	30.8	31.6	32.3	33.2	30.2	31	31.7	32.6	170	
175	27.6	28.4	28.9		28.2	28.8	29.5		29.1	29.8	30.3	31.2	28.4	29.2	29.8	30.7	27.8	28.6	29.2	30.1	175	
180	25	25.7	26.3		25.8	26.5	27.1		26.8	27.4	28	28.8	26.2	26.8	27.5	28.3	25.5	26.2	26.9	27.7	180	
185	22.4	23.1	23.6		23.7	24.3	24.8		24.6	25.3	25.8	26.5	23.9	24.7	25.2	26	23.4	24.1	24.6	25.4	185	
190	20	20.6	21.1		21.4	22.1	22.6		22.6	23.2	23.7	24.4	21.9	22.6	23.1	23.8	21.3	21.9	22.5	23.3	190	
195	17.7	18.3	18.7		19.2	19.8	20.3		20.6	21.2	21.7		19.9	20.5	21.1	21.7	19.3	20	20.5	21.2	195	
200	15.6	16.1	16.5		17	17.6	18		18.6	19.2	19.7		18.1	18.7	19.2		17.5	18.1	18.6	19.2	200	
205	13.6	14.1	14.4		14.9	15.5	15.9		16.8	17.4	17.8		16.3	16.8	17.3		15.7	16.3	16.8		205	
210	11.6	12.1	12.4		13	13.5	13.9		14.9	15.5	15.9		14.6	15.1	15.6		14	14.6	15		210	
215	9.8	10.2			11.2	11.7	12		13.1	13.6	14		13	13.5	13.9		12.4	12.9	13.3		215	
220	8.1	8.4			9.4	9.9	10.2		11.3	11.8	12.2		11.4	11.9	12.3		10.9	11.4	11.8		220	
225	6.4	6.7			7.8	8.2	8.4		9.7	10.1	10.5		9.9	10.4	10.7		9.4	9.9	10.2		225	
230	4.9				5.6	6.6			8.1	8.5	8.8		8.3	8.8	9.2		7.9	8.4	8.7		230	
235									6.6	7	7.2		6.8	7.3	7.6		6.5	6.9	7.2		235	
240									5.1	5.5	5.7		5.4	5.8	6.1			5.4	5.7		240	
245															4.6						245	

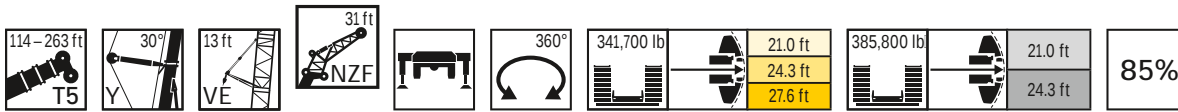
* adapter - piece d'adaptateur

Maxtab_lbf_t_275_507_00001_00_000_00003_00_000

Lifting capacities

Forces de levage

T5YVENZF 31 ft



	114 ft + 22 ft*				133 ft + 22 ft*				152 ft + 22 ft*				172 ft + 22 ft*				189 ft + 22 ft*					
	0°	10°	20°	38°	0°	10°	20°	38°	0°	10°	20°	38°	0°	10°	20°	38°	0°	10°	20°	38°		
28	207.1																				28	
30	207.4																					30
32	207.5				202.1																	32
34	207.4	168.2			202.4																	34
36	206.9	164.2			202.3				189.9													36
38	204	160.4	128		201.3	159.9			190.2													38
40	200.6	156.7	125.7		199.6	156.7			190.5	159.4			177.9									40
45	191.1	148.3	120.5	89.5	192.2	149.2	120.4		190.2	152.2	122.2		178.1	152.2			161.2					45
50	180.6	140.8	115.7	87.1	183.5	142.4	116.1	87.3	186	145.6	118.1		176.7	146.4	118.4		153.7	146.2				50
55	169.3	133.8	111.1	85	173.5	136.1	112.1	85.4	179.3	139.6	114.4	86.8	175	140.9	115	87.3	146.7	141.1	115			55
60	159.5	127.8	106.9	83	164.1	130.2	108.5	83.5	170.9	134.1	110.8	85	169.7	135.7	111.7	85.7	140.2	136.4	112	86.1		60
65	150.7	122.3	102.8	81.1	155.5	125.1	105.1	81.8	162.6	129	107.5	83.3	162.4	131.1	108.5	84.1	134.2	132.1	109.2	84.6		65
70	142.7	117.2	99.3	79.4	148	120.3	101.8	80.3	155	124.3	104.4	81.7	155.6	126.6	105.7	82.6	128.6	127.7	106.5	83.2		70
75	135.4	112.4	95.9	77.8	141.1	115.9	98.7	78.8	148.2	120	101.6	80.2	148.4	122.4	103	81.2	123.2	122.4	103.9	81.8		75
80	128.6	108	92.8	76.3	134.7	111.7	95.6	77.3	140.2	116	98.9	78.9	137.7	118.7	100.5	79.9	118.3	117.4	101.5	80.6		80
85	122.6	103.8	89.8	75.1	128.7	107.9	92.9	76.1	130.2	112.2	96.4	77.5	127.7	115.1	98.1	78.7	113.2	112.9	99.2	79.4		85
90	116.9	99.8	87.2	73.8	122.2	104.3	90.3	74.9	121	108.6	93.9	76.3	119.1	111.3	95.9	77.6	106.4	108	97.1	78.3		90
95	112	96.1	84.7	72.7	114.6	100.9	87.8	73.8	112.7	105.2	91.5	75.2	111.1	107.5	93.7	76.4	99.2	101.3	95.1	77.2		95
100	107.2	92.7	82.5	71.8	106.6	97.7	85.6	72.8	105	102.2	89.2	74.1	103.6	103.7	91.7	75.4	91.7	94.3	93.2	76.2		100
105	102.5	89.6	80.4	71	99.3	94.6	83.5	71.9	97.9	98.4	87.1	73.2	96.8	98.8	89.8	74.4	85.1	87.3	88.6	75.3		105
110	96.5	86.8	78.4	70.3	92.4	91.7	81.6	71.1	91.2	93.1	85.1	72.3	90.5	92.2	87.4	73.5	79	81.1	83.2	74.4		110
115	89.2	84.2	76.8	69.8	86	87.8	79.8	70.4	85.1	86.9	83.2	71.5	84.6	86.3	85.4	72.7	73.2	75.4	77.2	73.5		115
120	82.8	81.7	75.2		80.2	81.8	78.1	69.9	79.5	81.1	81	70.9	79.1	80.8	81.9	72	68.1	70	71.8	72.7		120
125	77.1	78.3	73.8		74.2	75.9	76.2	69.5	74.3	75.8	77.3	70.3	74.1	75.6	77.1	71.2	63.3	65	66.8	69		125
130	71.7	73	72.3		69.4	70.8	71.9		69.6	70.9	72.3	69.7	69.5	70.8	72.2	70.6	58.7	60.5	62	64.5		130
135	66.8	67.9	68.7		64.9	66.2	67.3		64.8	66.3	67.5	68	65.1	66.5	67.7	68.6	54.5	56.2	57.7	59.9		135
140	62.1	63.1	63.8		60.2	61.5	62.5		60.7	61.9	63	64.5	61.1	62.4	63.5	65.2	50.7	52.2	53.6	55.7		140
145	57.6	58.5			55.8	56.9	57.9		56.9	58	59		57.3	58.5	59.6	61.1	47	48.5	49.8	51.7		145
150	53.4	54.1			51.6	52.7	53.5		53	54.2	55.2		53.6	54.8	55.7	57.1	43.5	45	46.2	48		150
155	49.5				47.8	48.7	49.4		49.3	50.3	51.3		50.3	51.4	52.3		40.2	41.6	42.9	44.4		155
160	35.4				44.2	45	45.6		45.7	46.7	47.5		47.2	48.2	49.1		37.2	38.4	39.5	40.9		160
165					40.9	41.6			42.4	43.3	44		44.1	45.2	45.9		34.4	35.5	36.5	37.8		165
170					37.7	38.3			39.3	40.1	40.7		41	42	42.7		31.6	32.8	33.7			170
175					33.5				36.3	37.1	37.6		38.1	39	39.7		28.8	30	30.9			175
180									33.6	34.3			35.3	36.2	36.8		26.1	27.2	28			180
185									31	31.6			32.8	33.5	34		23.5	24.5	25.3			185
190									28.6				30.4	31	31.5		21.1	22	22.8			190
195									22.3				28.1	28.6			18.8	19.7	20.3			195
200													25.9	26.4			16.7	17.5	18			200
205													23.8	24.3			14.6	15.4	15.9			205
210													21.9				12.7	13.3				210
215													13.6				10.9	11.4				215
220																	9.1	9.6				220
225																	7.4					225

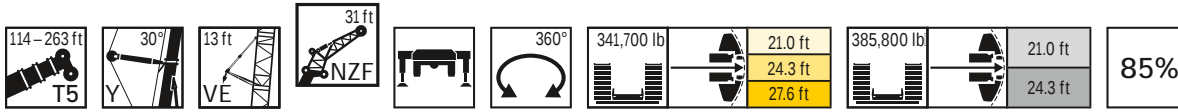
* adapter - piece d'adaptateur

Maxtab_lbf_t_275_507_00101_00_000_00103_00_000

Lifting capacities

Forces de levage

T5YVENZF 31 ft



	208 ft + 22 ft*				227 ft + 22 ft*				246 ft + 22 ft*				259 ft + 22 ft*				263 ft + 22 ft*					
	0°	10°	20°	38°	0°	10°	20°	38°	0°	10°	20°	38°	0°	10°	20°	38°	0°	10°	20°	38°		
50	154.7																				50	
55	154.8	141.3			139.2				121.8													55
60	154.5	137	112.6		134.7	131.2			117.1	112.2						103.5				101.7		60
65	148.1	132.9	110	85.6	129.3	126	108.3		112.6	108.6	103.2				100.2	94.1			98.5	92.4		65
70	140.9	129.1	107.4	84.3	124.1	121.1	106	83.9	108.4	105	100.2				97	91.2	86.9		95.3	89.6	85.2	70
75	130.3	125.5	105	83	119.2	116.4	103.8	82.8	104.3	101.3	97.2	82.5			93.8	88.4	84.4	79.8	92.2	86.9	82.8	75
80	120.5	121.3	102.8	81.7	114.3	112	101.7	81.6	100.4	97.7	94.4	81.5	90.6	85.8	82	77.7	79.8	89	84.3	80.5	76.2	80
85	111.7	114.4	100.7	80.5	108.2	107.8	99.8	80.5	96.7	94.3	91.7	80.4	87.4	83.4	79.7	75.6	85.9	82	78.3	74.2	85	
90	103.6	106.2	98.6	79.5	100.5	102.6	97.9	79.4	93.2	91	89	79.5	84.4	81	77.6	73.6	83	79.7	76.2	72.4	90	
95	96.2	98.6	96.7	78.4	93.2	95.7	95.9	78.4	89.7	87.8	86.1	78.6	81.5	78.8	75.5	71.8	80.1	77.5	74.2	70.5	95	
100	89.1	91.6	93.8	77.4	86.7	88.9	91.1	77.5	85	84.7	83.3	77.7	78.7	76.6	73.5	70.1	77.3	75.3	72.3	68.8	100	
105	82.8	85	87.2	76.4	80.5	82.8	84.8	76.6	79.3	81.1	80.5	76.8	76.1	74.2	71.7	68.4	74.7	73	70.4	67.2	105	
110	76.9	79	81.1	75.6	75	76.9	79.1	75.7	73.9	75.9	77.2	75.6	72.5	71.9	69.7	66.8	71.7	70.6	68.6	65.6	110	
115	71.3	73.5	75.3	74.4	69.6	71.7	73.5	73.8	68.9	70.9	72.7	74.1	67.8	68.7	67.6	65.2	66.9	67.9	66.6	64.1	115	
120	66.4	68.2	70.2	72	64.9	66.7	68.6	70.9	64.3	66.1	67.9	70.7	63.2	64.7	64.9	63.7	62.2	63.9	64.1	62.6	120	
125	61.7	63.6	65.2	68	60.4	62.2	63.9	66.6	59.9	61.8	63.4	66.1	58.9	60.6	61.8	61.7	58.2	59.9	60.9	60.8	125	
130	57.4	59.1	60.8	63.2	56.2	57.9	59.6	62	55.8	57.6	59.2	61.7	55	56.7	58.3	59.6	54.3	56	57.5	58.6	130	
135	53.4	55	56.6	58.9	52.3	54	55.5	57.9	52	53.6	55.2	57.6	51.4	53	54.4	56.8	50.7	52.2	53.8	56.1	135	
140	49.6	51.2	52.6	54.8	48.6	50.2	51.7	53.9	48.5	50.1	51.4	53.7	48	49.5	50.9	53.1	47.3	48.9	50.3	52.5	140	
145	46	47.5	48.9	50.9	45.1	46.6	48.1	50.1	45.2	46.7	48.1	50.1	44.8	46.2	47.6	49.7	44.1	45.5	47	49	145	
150	42.7	44.1	45.5	47.3	41.8	43.3	44.6	46.6	42.1	43.6	44.8	46.8	41.7	43.1	44.5	46.4	41.1	42.5	43.8	45.8	150	
155	39.5	40.9	42.2	43.9	38.9	40.2	41.5	43.3	39.2	40.5	41.8	43.6	38.9	40.2	41.4	43.3	38.3	39.6	40.9	42.7	155	
160	36.5	37.8	39	40.7	36	37.3	38.5	40.2	36.5	37.8	38.9	40.7	36.2	37.5	38.7	40.4	35.6	36.9	38.1	39.8	160	
165	33.7	34.9	36.1	37.5	33.3	34.6	35.7	37.3	33.9	35.1	36.2	37.8	33.6	34.9	36	37.7	33	34.3	35.4	37.1	165	
170	31.1	32.3	33.3	34.6	30.8	32	33.1	34.5	31.4	32.6	33.6	35.1	31.2	32.4	33.5	35	30.6	31.8	32.9	34.5	170	
175	28.6	29.8	30.7	31.9	28.4	29.5	30.5	31.9	29	30.2	31.2	32.6	28.8	30	31.1	32.5	28.2	29.4	30.5	32	175	
180	26.3	27.4	28.2		26.1	27.2	28.1	29.4	26.9	27.9	28.9	30.2	26.6	27.7	28.7	30.1	26	27.1	28.2	29.5	180	
185	23.9	25	25.9		24	25	25.9	27	24.7	25.8	26.7	27.9	24.4	25.5	26.5	27.8	23.8	24.9	25.9	27.3	185	
190	21.6	22.6	23.5		21.9	22.9	23.8	24.8	22.7	23.7	24.6	25.7	22.4	23.5	24.4	25.6	21.8	22.8	23.8	25	190	
195	19.3	20.3	21		19.9	20.9	21.7		20.8	21.7	22.6	23.6	20.5	21.5	22.4	23.5	19.9	20.9	21.8	22.9	195	
200	17.1	18.1	18.8		18	18.9	19.7		18.8	19.8	20.6	21.6	18.6	19.6	20.4	21.5	18.1	19	19.8	20.9	200	
205	15.1	15.9	16.6		16	16.9	17.6		17.1	18	18.7		16.9	17.8	18.6	19.5	16.3	17.2	18	19	205	
210	13.1	13.9	14.5		14	14.9	15.6		15.4	16.2	16.9		15.2	16.1	16.8	17.7	14.6	15.5	16.2	17.2	210	
215	11.3	12	12.6		12.2	13	13.7		13.7	14.5	15.2		13.6	14.4	15.1		13	13.8	14.6		215	
220	9.5	10.2	10.7		10.4	11.2	11.8		12.1	12.9	13.6		12	12.8	13.5		11.5	12.3	13		220	
225	7.9	8.5			8.8	9.5	10		10.4	11.2	11.8		10.6	11.3	11.9		10	10.8	11.4		225	
230	6.3	6.8			7.2	7.9	8.3		8.8	9.6	10.2		9.2	9.9	10.4		8.6	9.3	9.9		230	
235	4.8	5.3			5.7	6.3	6.7		7.3	8	8.6		7.8	8.5	9		7.3	8	8.5		235	
240		3.6			4.1	4.8			5.9	6.5	7		6.4	7	7.6		6	6.6	7.1		240	
245									4.4	5.1	5.5		4.9	5.6	6.1				5.8		245	
250											4				4.7						250	

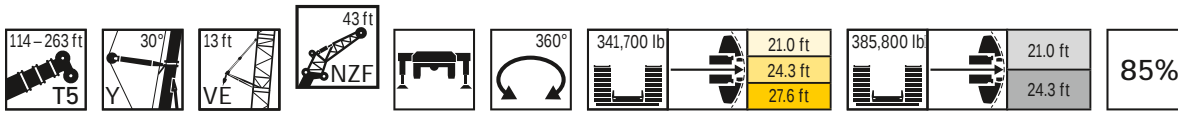
* adapter - piece d'adaptateur

Mxstab_lbf1_t_275_507_00101_00_000_00103_00_000

Lifting capacities

Forces de levage

T5YVENZF 43 ft



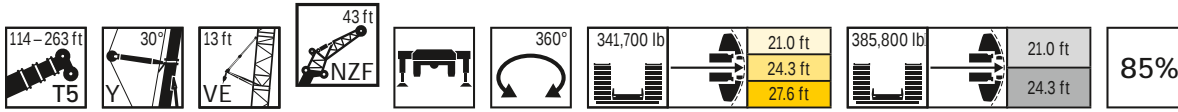
	114 ft + 22 ft*				133 ft + 22 ft*				152 ft + 22 ft*				172 ft + 22 ft*				189 ft + 22 ft*					
	0°	10°	20°	38°	0°	10°	20°	38°	0°	10°	20°	38°	0°	10°	20°	38°	0°	10°	20°	38°		
32	172.5																				32	
34	168.7				167																34	
36	165				164																36	
38	161.6	131.9			161				163.3												38	
40	158.3	129.9			158				160.4												40	
45	150.4	124.8	104		151	124.5			153.6	125.8				153.8							45	
50	143.3	120.2	100.8		144.6	120.4	101.1		147.5	121.8	101.8			148.2	122.2			147.7			50	
55	137	116	97.6	70.4	138.8	116.6	98.3		141.8	118.2	99.6			142.9	118.8	99.8		141.5	118.6		55	
60	131.2	112	94.6	69	133.3	113	95.6	69	136.6	114.9	97.1	69.7		138.1	115.6	97.4		135.3	115.5	97.1	60	
65	125.9	108.3	91.9	67.7	128.2	109.6	93	67.9	131.8	111.6	94.7	68.6		133.5	112.5	95.3	69.1	129.3	112.7	95.2	65	
70	121.1	104.8	89.3	66.5	123.7	106.5	90.6	66.7	127.3	108.5	92.4	67.4		129.3	109.7	93.2	68	123.9	110	93.3	68.1	70
75	116.6	101.4	86.9	65.4	119.4	103.5	88.3	65.7	122.9	105.7	90.1	66.4		125.3	107	91.3	67	118.8	107.4	91.5	67.2	75
80	112.4	98.3	84.5	64.3	115.5	100.7	86.1	64.7	119.2	103	88	65.4		121.6	104.4	89.5	66.1	114.1	104.9	89.8	66.3	80
85	108.4	95.3	82.5	63.4	111.8	98	84.1	63.8	115.7	100.5	86	64.5		116.8	101.8	87.6	65.2	109.6	102.6	88.2	65.4	85
90	104.9	92.6	80.5	62.5	108.3	95.3	82.3	63	112.3	98.1	84.2	63.6		113.4	99.6	85.8	64.4	104.4	100.3	86.5	64.7	90
95	101.3	90	78.8	61.7	105.1	92.8	80.6	62.2	109.1	95.7	82.5	62.9		109	97.3	84.2	63.6	98.3	97.9	85	63.9	95
100	98.1	87.5	77.2	61.1	102.1	90.4	78.9	61.6	104	93.4	81	62.2		103.1	95.3	82.6	62.9	91.6	93.4	83.5	63.2	100
105	94.9	85.3	75.7	60.5	99.2	88.2	77.4	60.9	97.9	91.2	79.4	61.5		96.4	92.7	81.1	62.2	84.9	88	82.1	62.5	105
110	92.1	83.2	74.3	60	92.9	86.1	75.9	60.4	91.3	89.2	77.9	60.9		90.2	90.7	79.6	61.6	79	81.8	80.4	61.9	110
115	89.5	81.3	73	59.6	86.7	84.2	74.7	59.9	85.3	87.1	76.5	60.3		84.4	86.2	78.2	61.1	73.5	76.2	77.9	61.4	115
120	84.8	79.5	71.8	59.4	81	82	73.5	59.5	79.9	82	75.2	59.9		79.1	81.3	76.7	60.5	68.3	70.9	73.4	60.9	120
125	78.7	77.8	70.8	59.2	75.8	77.8	72.3	59.2	74.8	76.9	74	59.5		74.2	76.2	75.3	60.1	63.6	66	68.3	60.4	125
130	73.8	75.5	69.9		70.6	72.7	71.3	59	70.1	72	72.5	59.1		69.7	71.6	73.4	59.7	59.2	61.6	63.7	59.9	130
135	69	70.6	69.1		66	67.7	68.9	58.9	65.7	67.5	69.2	58.9		65.4	67.3	69	59.4	55	57.3	59.4	59.5	135
140	64.3	65.8	67		61.9	63.5	65	58.9	61.5	63.3	64.9	58.7		61.4	63.2	64.8	59.1	51.3	53.3	55.3	58.1	140
145	60	61.4	62.5		57.8	59.5	60.9		57.5	59.2	60.8	58.5		57.7	59.4	61	58.8	47.7	49.7	51.5	54.2	145
150	55.8	57.1	58		53.7	55.3	56.6		54	55.5	56.9	57.7		54.3	55.8	57.3	58.1	44.3	46.2	48	50.5	150
155	51.9	53	53.8		49.9	51.3	52.5		50.7	52.1	53.4			50.9	52.5	53.8	55.7	41.2	42.9	44.6	47	155
160	48.3	49.2			46.3	47.6	48.6		47.3	48.8	50			47.8	49.2	50.4	52.2	38.2	39.9	41.4	43.7	160
165	44.9	45.6			43	44.1	45		44	45.4	46.5			44.9	46.2	47.4	49	35.2	36.9	38.5	40.5	165
170	35.7				39.8	40.8	41.6		40.9	42.2	43.2			42.2	43.4	44.5		32.5	34.1	35.5	37.3	170
175					36.9	37.8			38	39.1	40.1			39.4	40.7	41.7		30.1	31.5	32.8	34.5	175
180					34.1	34.8			35.2	36.3	37.1			36.7	37.9	38.9		27.6	29.1	30.3		180
185					31.5				32.7	33.6	34.3			34.1	35.2	36.1		25.1	26.5	27.8		185
190									30.2	31				31.7	32.7	33.5		22.7	24.1	25.1		190
195									27.9	28.6				29.4	30.3	31		20.4	21.7	22.7		195
200									25.7	26.3				27.2	28	28.6		18.2	19.4	20.4		200
205									21.5					25.1	25.9			16.2	17.3	18.1		205
210														23.1	23.8			14.2	15.3	16		210
215														21.3	21.9			12.4	13.3	14		215
220														19.5				10.6	11.5			220
225														13.5				9	9.7			225
230																		7.4	8			230
235																		5.9				235

* adapter - piece d'adaptateur

Maxtab_lbf_t_275_507_00201_00_000_00203_00_000

Lifting capacities Forces de levage

T5YVENZF 43 ft



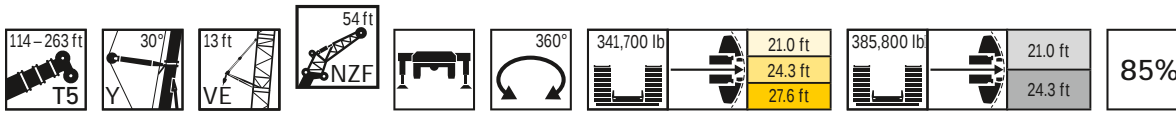
	208 ft + 22 ft*				227 ft + 22 ft*				246 ft + 22 ft*				259 ft + 22 ft*				263 ft + 22 ft*				
	0°	10°	20°	38°	0°	10°	20°	38°	0°	10°	20°	38°	0°	10°	20°	38°	0°	10°	20°	38°	
50	144.6																				50
55	141				129.6																55
60	137	114.8			124.9				107.4												60
65	133.2	112.1	94.7		119.9	110.2			103.5	96.3			90				88.3				65
70	129.6	109.5	93		115.2	107.9	92.3		99.7	93.3			87.1	81			85.5	79.4			70
75	126	107.1	91.3	67.3	110.8	105.7	90.7		96	90.4	85.5		84.3	78.5	74.3		82.9	77	72.8		75
80	118.5	104.7	89.7	66.5	106.5	103.2	89.3	66.8	92.5	87.7	83	66	81.6	76.2	72.2		80.3	74.8	70.7		80
85	109.9	102.5	88.1	65.6	102.5	99.8	87.9	66	89.2	85.1	80.7	65.4	79.2	74	70.2	65.5	77.9	72.6	68.8	64.6	85
90	102.1	100.4	86.7	64.8	98.5	96.2	86.5	65.3	86.1	82.7	78.5	64.7	76.9	71.8	68.2	64.3	75.6	70.6	67	63.1	90
95	94.9	97.2	85.3	64.1	92.3	92.8	85.2	64.6	83	80.3	76.3	64	74.5	69.8	66.4	62.7	73.3	68.6	65.2	61.5	95
100	88.2	91.2	84	63.4	85.8	88.6	83.9	63.9	80.1	77.8	74.3	63.5	72.3	67.9	64.6	61.1	71.1	66.7	63.5	60	100
105	81.9	85	82.7	62.8	80.1	82.8	82.6	63.3	76.9	75.3	72.4	62.9	70	66.1	63	59.7	68.8	65	61.9	58.5	105
110	76.2	78.9	79.9	62.2	74.4	77.3	79.9	62.7	72.8	72.8	70.5	62.4	67.7	64.3	61.4	58.2	66.5	63.2	60.3	57.1	110
115	70.9	73.6	75.9	61.6	69.5	72.1	74.6	62.1	67.9	70	68.7	61.8	64.8	62.6	59.8	56.8	63.8	61.6	58.8	55.8	115
120	65.9	68.6	71.1	61.1	64.7	67.3	69.7	61.6	63.4	65.7	66.8	61.3	61.6	60.9	58.4	55.5	60.6	60	57.3	54.5	120
125	61.5	63.9	66.2	60.6	60.4	62.7	65.1	61.2	59.2	61.5	63.2	60.7	58.1	58.8	56.9	54.3	57.3	57.8	56	53.3	125
130	57.2	59.6	61.8	60.2	56.3	58.6	60.8	60.7	55.2	57.5	59.6	59.6	54.3	56.4	55.3	53.1	53.6	55.7	54.4	52.1	130
135	53.2	55.4	57.6	58.8	52.5	54.6	56.8	58.6	51.4	53.6	55.8	57.8	50.7	52.9	53.6	51.9	50	52.2	52.8	51	135
140	49.6	51.7	53.6	56.7	48.9	51	53	56.1	48	50.1	52	55.2	47.4	49.4	50.8	50.7	46.7	48.7	50.2	49.8	140
145	46	48.1	50	52.9	45.3	47.4	49.4	52.4	44.8	46.8	48.6	51.6	44.2	46.2	48	49.2	43.5	45.6	47.3	48.5	145
150	42.8	44.7	46.5	49.3	42.2	44.1	45.9	48.8	41.8	43.7	45.4	48.2	41.3	43.1	45	47.1	40.7	42.5	44.4	46.3	150
155	39.7	41.6	43.3	45.8	39.2	41.1	42.8	45.4	38.9	40.7	42.4	45	38.5	40.3	41.9	44.6	37.8	39.7	41.4	44	155
160	36.7	38.5	40.2	42.6	36.5	38.2	39.9	42.3	36.2	37.9	39.6	42	35.9	37.6	39.2	41.7	35.3	36.9	38.7	41.1	160
165	34	35.6	37.2	39.5	33.8	35.5	37.1	39.3	33.6	35.3	36.9	39.1	33.4	35	36.5	38.9	32.7	34.5	36	38.4	165
170	31.4	33	34.4	36.5	31.3	32.9	34.4	36.6	31.3	32.8	34.3	36.5	31	32.6	34.1	36.3	30.3	32	33.5	35.8	170
175	29	30.5	31.9	33.8	29	30.5	31.9	33.9	28.9	30.5	31.9	33.9	28.7	30.2	31.7	33.8	28	29.7	31.1	33.3	175
180	26.7	28.1	29.4	31.2	26.7	28.2	29.5	31.4	26.8	28.2	29.6	31.5	26.4	28	29.4	31.4	25.8	27.3	28.8	30.9	180
185	24.5	25.9	27.1	28.7	24.6	26	27.3	29	24.7	26.1	27.4	29.2	24.3	25.8	27.2	29.1	23.7	25.2	26.6	28.6	185
190	22.4	23.7	24.9		22.6	23.9	25.1	26.7	22.7	24.1	25.3	27	22.3	23.8	25	26.8	21.7	23.1	24.5	26.3	190
195	20.3	21.7	22.8		20.6	21.9	23	24.5	20.8	22.1	23.3	24.9	20.4	21.8	23	24.7	19.8	21.2	22.4	24.2	195
200	18.2	19.5	20.6		18.8	20	21.1	22.5	18.9	20.2	21.4	22.9	18.6	19.9	21.1	22.7	18	19.3	20.5	22.1	200
205	16.2	17.4	18.4		17	18.2	19.2		17.2	18.4	19.5	20.9	16.9	18.1	19.3	20.7	16.3	17.6	18.7	20.2	205
210	14.2	15.4	16.3		15.2	16.4	17.4		15.5	16.7	17.7	19	15.2	16.4	17.5	18.9	14.6	15.9	16.9	18.4	210
215	12.4	13.5	14.3		13.4	14.6	15.5		13.9	15	16		13.6	14.8	15.8	17.1	13.1	14.2	15.3	16.6	215
220	10.6	11.6	12.4		11.6	12.7	13.7		12.3	13.4	14.3		12.1	13.2	14.2	15.4	11.6	12.7	13.6	14.9	220
225	8.9	9.9	10.6		9.9	11	11.8		10.9	11.9	12.8		10.6	11.7	12.6		10.1	11.2	12.1		225
230	7.4	8.2	8.9		8.3	9.3	10.1		9.4	10.4	11.2		9.3	10.3	11.1		8.7	9.8	10.6		230
235	5.9	6.7			6.8	7.7	8.5		8	9	9.8		7.9	8.9	9.7		7.4	8.4	9.2		235
240	4.4	5.1			5.4	6.2	6.9		6.5	7.5	8.3		6.6	7.6	8.3		6.1	7.1	7.8		240
245		3.5			3.8		5.4			6.1	6.7		5.4	6.3	7			5.8	6.5		245
250											5.3				5.1	5.7				5.2	250

* adapter - piece d'adaptateur

Mxstab_lhft_t_275_507_00201_00_000_00203_00_000

Lifting capacities Forces de levage

T5YVENZF 54 ft



	114 ft + 22 ft*				133 ft + 22 ft*				152 ft + 22 ft*				172 ft + 22 ft*				189 ft + 22 ft*					
	0°	10°	20°	38°	0°	10°	20°	38°	0°	10°	20°	38°	0°	10°	20°	38°	0°	10°	20°	38°		
34	133.6				130.2																34	
36	129.5				127.1																	36
38	125.5				123.9				126.1													38
40	122				120.8				125.8													40
45	113.6	85.9			113.5	85.1			118.3				117.6									45
50	106.1	81.6	66.2		107.1	81.4			111.6	84.2			111.6				111.7					50
55	99.4	77.6	63.6		101	78	63.6		105.5	80.7	64.1		106	80.2			106.5					55
60	93.5	74	61.2		95.7	74.8	61.5		100	77.4	63.1		100.9	77.2	62.6		101.7	77.6				60
65	88.2	70.7	58.8	44.4	90.8	71.8	59.5	44.9	95	74.3	61.1		96.3	74.5	60.8		97.3	75.1	61			65
70	83.6	67.7	56.6	43.3	86.2	69.1	57.7	43.8	90.4	71.5	59.3	44.6	91.9	72	59.2		93.2	72.6	59.4			70
75	79.3	64.9	54.5	42.2	82.2	66.4	55.9	42.8	86.3	68.9	57.5	43.7	87.9	69.5	57.6	43.6	89.5	70.3	57.9			75
80	75.4	62.4	52.6	41.2	78.4	64.1	54	41.9	82.4	66.4	55.9	42.8	84.3	67.3	56.1	42.8	86	68.1	56.5	43.1		80
85	71.8	60	50.8	40.4	75	61.9	52.3	41	79.1	64.2	54.3	41.9	80.9	65.2	54.7	42	82.8	66	55.2	42.3		85
90	68.4	57.6	49.1	39.5	71.9	59.8	50.8	40.3	75.9	62.2	52.9	41.1	77.9	63.1	53.4	41.3	79.7	64.1	53.9	41.7		90
95	65.5	55.4	47.6	38.8	68.9	57.8	49.2	39.5	72.9	60.2	51.4	40.4	75	61.3	52.1	40.6	76.9	62.3	52.6	41		95
100	62.7	53.3	46.1	38	66.1	55.9	47.9	38.8	70.1	58.3	50	39.7	72.2	59.5	50.9	39.9	74.2	60.6	51.5	40.3		100
105	60.1	51.3	44.8	37.4	63.6	54	46.6	38.2	67.4	56.6	48.6	39	69.8	57.8	49.7	39.3	71.7	59	50.4	39.7		105
110	57.6	49.4	43.5	36.8	61.1	52.3	45.4	37.6	64.9	55	47.3	38.4	67.4	56.3	48.5	38.8	69.3	57.4	49.4	39.1		110
115	55.2	47.7	42.3	36.2	59	50.7	44.2	37	62.7	53.4	46.1	37.9	65	54.8	47.3	38.2	67.3	56	48.4	38.6		115
120	53	46.1	41.2	35.8	57	49.1	43.1	36.5	60.4	51.9	45	37.3	62.9	53.4	46.3	37.7	65.2	54.7	47.4	38.1		120
125	50.8	44.7	40.2	35.4	55	47.6	42	36.1	58.5	50.4	44	36.8	61	52	45.2	37.2	63.2	53.3	46.4	37.6		125
130	48.9	43.3	39.3	35	53.1	46.1	41.1	35.7	56.6	49	42.9	36.3	59	50.7	44.2	36.7	59.6	52.1	45.4	37.1		130
135	47.1	42.1	38.5	34.7	51.2	44.8	40.2	35.4	54.8	47.6	42	35.9	57.3	49.5	43.3	36.3	55.9	50.9	44.5	36.7		135
140	45.3	40.9	37.7	34.5	49.4	43.6	39.4	35	53.2	46.3	41.2	35.6	55.3	48.3	42.4	35.9	52.2	49.7	43.6	36.3		140
145	43.7	39.8	37		47.7	42.4	38.6	34.8	51.6	45.1	40.3	35.2	53.7	47.1	41.6	35.6	48.7	48.7	42.8	36		145
150	42.3	38.8	36.3		46.1	41.3	37.9	34.6	50.1	44	39.5	34.9	52.2	46	40.8	35.3	45.3	47.1	42	35.6		150
155	41	37.9	35.8		44.7	40.3	37.2		48.6	42.9	38.8	34.7	50.7	44.9	40	35	42.2	44.4	41.2	35.3		155
160	39.7	37.1	35.3		43.3	39.4	36.7		47.1	41.8	38.1	34.5	48.8	43.7	39.3	34.7	39.3	41.5	40.5	35		160
165	38.5	36.3	35		42	38.5	36.2		45.4	40.9	37.5		45.9	42.7	38.6	34.5	36.6	38.6	39.4	34.7		165
170	37.5	35.7			40.8	37.7	35.7		43.1	40	36.9		43.2	41.7	38	34.3	33.9	35.9	37.7	34.5		170
175	36.5	35.3			39.2	37	35.3		40.1	39.1	36.4		40.6	40.9	37.4	34.2	31.3	33.2	35	34.3		175
180	35.3				36.5	36.4	35		37.4	38.2	35.9		38.2	39.4	36.9		29	30.8	32.3	33.7		180
185					33.9	34.9			34.8	36.1	35.5		35.8	37.2	36.4		26.7	28.4	29.9	31.9		185
190					31.4	32.3			32.3	33.5	34.3		33.3	34.7	35.4		24.6	26.2	27.6			190
195					29				30	31.1	31.9		31	32.3	33.3		22.3	23.9	25.4			195
200					20.3				27.8	28.7			28.8	30	31		20.1	21.7	23			200
205									25.7	26.5			26.7	27.8	28.7		18.1	19.5	20.8			205
210									23.7	24.4			24.8	25.8	26.5		16.1	17.5	18.6			210
215									20.9				22.9	23.8			14.2	15.5	16.5			215
220													21.1	21.9			12.5	13.7	14.6			220
225													19.4	20.1			10.8	11.9	12.7			225
230													17.8				9.2	10.2	10.9			230
235													13.5				7.7	8.5				235
240																	6.2	7				240
245																	4.8	5.4				245

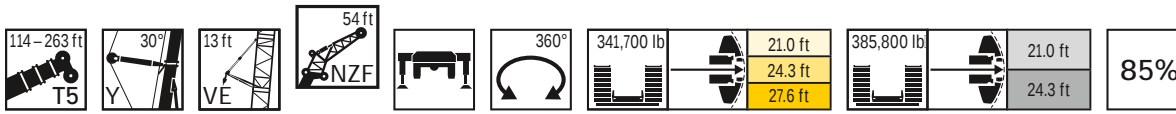
* adapter - piece d'adaptateur

Maxtab_lbf_t_275_507_00301_00_000_00303_00_000

Lifting capacities

Forces de levage

T5YVENZF 54 ft



	208 ft + 22 ft*				227 ft + 22 ft*				246 ft + 22 ft*				259 ft + 22 ft*				263 ft + 22 ft*				
	0°	10°	20°	38°	0°	10°	20°	38°	0°	10°	20°	38°	0°	10°	20°	38°	0°	10°	20°	38°	
55	106.4																				55
60	102	77.6			100.1				95												60
65	97.9	75.2			96.5	74.8			92												65
70	94.1	72.9	59.5		93.1	72.7			89.1	70.8											70
75	90.6	70.7	58.1		89.9	70.7	58.2		86.4	69											75
80	87.2	68.6	56.7	43.3	86.8	68.8	56.9		83.8	67.3	56										80
85	84	66.7	55.4	42.7	84	67	55.7	43.1	81.3	65.7	55										85
90	81.1	64.9	54.3	42	81.3	65.3	54.6	42.5	79	64.2	53.9	42.3									90
95	78.5	63.1	53.1	41.3	78.8	63.7	53.6	41.9	76.8	62.7	52.9	41.7									95
100	75.9	61.5	52	40.7	76.4	62.1	52.5	41.3	74.7	61.3	52	41.1									100
105	73.6	60	50.9	40.1	74.2	60.6	51.5	40.7	72.3	59.9	51	40.6									105
110	71.3	58.5	49.9	39.5	71.9	59.3	50.5	40.1	69.9	58.6	50.1	40.1									110
115	69.1	57	48.9	39	69.5	57.9	49.6	39.7	66.6	57.4	49.3	39.6									115
120	65.7	55.7	48	38.5	65	56.7	48.7	39.2	63.1	56.2	48.5	39.2									120
125	61.8	54.5	47.2	38	60.6	55.4	47.9	38.7	59.4	55.1	47.7	38.7									125
130	57.8	53.2	46.3	37.6	56.8	54.3	47.1	38.2	55.4	54	47	38.3									130
135	53.9	52	45.5	37.1	52.9	53	46.4	37.8	51.8	52.5	46.3	37.8									135
140	50.3	51	44.7	36.7	49.4	51.4	45.6	37.4	48.4	50.9	45.6	37.5									140
145	46.9	48.8	43.9	36.4	46.1	48.7	44.9	37.1	45.3	47.8	44.9	37.1									145
150	43.7	46	43.1	36	42.9	45.3	44.2	36.7	42.3	44.6	44.1	36.8									150
155	40.6	43	42.3	35.6	40	42.3	43.3	36.4	39.5	41.8	43.1	36.4									155
160	37.7	40	40.9	35.3	37.3	39.4	41.6	36	36.9	39	41.1	36.1									160
165	35	37.1	39.1	35.1	34.7	36.8	38.8	35.7	34.4	36.5	38.4	35.8									165
170	32.5	34.5	36.4	34.8	32.2	34.3	36.2	35.5	32	34	35.9	35.6									170
175	30	32	33.8	34.4	29.9	31.9	33.6	35.1	29.7	31.7	33.4	35.3									175
180	27.8	29.6	31.3	33.6	27.7	29.6	31.3	33.4	27.6	29.4	31.2	33.5									180
185	25.6	27.4	29	31.2	25.6	27.4	29	31.4	25.6	27.3	28.9	31.4									185
190	23.6	25.3	26.8	28.8	23.6	25.3	26.8	29	23.6	25.3	26.9	29.2									190
195	21.6	23.2	24.6	26.6	21.7	23.3	24.8	26.9	21.7	23.4	24.9	27									195
200	19.8	21.3	22.6	24.4	19.9	21.4	22.8	24.7	19.9	21.5	23	25									200
205	17.9	19.4	20.7		18.1	19.6	21	22.7	18.1	19.7	21.1	23.1									205
210	15.9	17.4	18.8		16.5	17.9	19.2	20.8	16.5	18	19.3	21.1									210
215	14.1	15.5	16.7		14.8	16.2	17.4		14.9	16.3	17.6	19.3									215
220	12.3	13.7	14.8		13.2	14.6	15.8		13.4	14.7	15.9	17.5									220
225	10.6	11.9	12.9		11.5	12.9	14		11.9	13.2	14.3										225
230	9	10.2	11.2		9.9	11.2	12.3		10.5	11.7	12.8										230
235	7.5	8.6	9.5		8.4	9.6	10.6		9.2	10.3	11.4										235
240	6	7.1	7.9		6.9	8.1	9		7.8	9	10										240
245	4.6	5.6	6.3		5.5	6.6	7.5		6.5	7.7	8.6										245
250		4.1				5.2	6		5.2	6.3	7.2										250
255							4.5			5	5.8										255
260											4.5										260

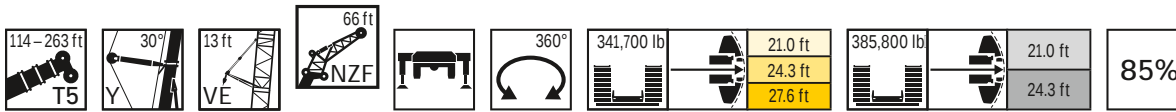
* adapter - piece d'adaptateur

Maxtab_lbf_t_275_507_00301_00_000_00303_00_000

Lifting capacities

Forces de levage

T5YVENZF 66 ft



	114 ft + 22 ft*				133 ft + 22 ft*				152 ft + 22 ft*				172 ft + 22 ft*				189 ft + 22 ft*						
	0°	10°	20°	38°	0°	10°	20°	38°	0°	10°	20°	38°	0°	10°	20°	38°	0°	10°	20°	38°			
36	114.2				111.1																36		
38	111.7				109.1																	38	
40	109.2				107.1				108.7													40	
45	103.6				102.3				106													45	
50	98.3	80.4			97.9	79.4			101.5				100.9									50	
55	93.6	77.3			93.6	76.7			97.2	79			97.1				97					55	
60	89.2	74.4	63		89.8	74.2	62.3		93.2	76.4			93.4	75.9			93.6					60	
65	85.3	71.6	60.8		86.2	71.7	60.4		89.4	73.9	62.1		90	73.8			90.4	73.8				65	
70	81.5	69.1	58.7		82.8	69.4	58.6		86	71.6	60.3		86.7	71.7	60		87.3	71.8				70	
75	78.2	66.6	56.6	42.6	79.6	67.2	56.9	42.5	82.9	69.4	58.6		83.7	69.7	58.5		84.5	69.9	58.5			75	
80	75.1	64.1	54.6	41.7	76.8	64.8	55.3	41.7	79.9	67.3	57	42.8	80.9	67.8	57.1		81.8	68.2	57.1			80	
85	72.3	61.8	52.8	40.8	74	62.7	53.6	40.9	77.2	65.1	55.5	42	78.3	65.8	55.7	42	79.3	66.3	55.9			85	
90	69.6	59.6	51.1	40	71.5	60.7	52.1	40.2	74.6	63.1	54	41.3	75.9	63.9	54.3	41.3	77	64.6	54.6	41.5		90	
95	67	57.4	49.5	39.3	69.1	58.8	50.6	39.6	72.2	61.2	52.7	40.6	73.7	62	53.1	40.6	74.7	62.8	53.4	40.8		95	
100	64.4	55.4	48	38.6	66.7	57	49.2	38.9	69.9	59.4	51.4	40	71.5	60.3	51.8	40	72.7	61.2	52.3	40.3		100	
105	61.9	53.4	46.6	38	64.4	55.2	47.8	38.3	67.8	57.7	50.1	39.3	69.3	58.7	50.7	39.5	70.7	59.6	51.2	39.7		105	
110	59.5	51.6	45.2	37.4	62.2	53.6	46.5	37.7	65.7	56.1	48.8	38.7	67.4	57.1	49.7	38.9	68.8	58.2	50.2	39.2		110	
115	57.4	49.9	44	36.9	60	52	45.3	37.2	63.7	54.5	47.6	38.2	65.5	55.7	48.6	38.4	67	56.7	49.2	38.7		115	
120	55.3	48.2	42.9	36.4	58	50.5	44.2	36.8	61.7	53.1	46.4	37.7	63.6	54.3	47.5	37.9	65.2	55.4	48.3	38.2		120	
125	53.2	46.7	41.8	36	56.1	49	43.2	36.3	59.7	51.8	45.3	37.3	61.8	53	46.4	37.4	62.8	54.1	47.4	37.7		125	
130	51.2	45.3	40.9	35.6	54.3	47.6	42.2	36	57.8	50.5	44.3	36.8	60	51.8	45.4	37	59.9	52.8	46.5	37.3		130	
135	49.4	43.9	39.9	35.3	52.6	46.2	41.3	35.6	56.1	49.2	43.4	36.4	58.3	50.6	44.5	36.6	56.2	51.7	45.6	36.9		135	
140	47.6	42.7	39	35	50.9	45	40.4	35.3	54.5	47.9	42.5	36.1	56.1	49.4	43.6	36.3	52.5	50.6	44.7	36.5		140	
145	46	41.6	38.3	34.8	49.3	43.8	39.6	35.1	52.9	46.7	41.6	35.8	54.6	48.3	42.8	35.9	49	49.5	43.9	36.2		145	
150	44.5	40.5	37.6	34.6	47.7	42.6	38.8	34.8	51.5	45.5	40.8	35.5	53.2	47.3	41.9	35.6	45.8	47.9	43.1	35.8		150	
155	43.1	39.5	36.9		46.3	41.6	38.1	34.6	50.1	44.4	40	35.2	51.4	46.1	41.2	35.4	42.7	45.3	42.3	35.6		155	
160	41.8	38.6	36.3		44.9	40.6	37.5	34.4	48.7	43.3	39.3	35	49.1	45	40.4	35.2	39.9	42.5	41.5	35.3		160	
165	40.5	37.8	35.8		43.6	39.7	36.9		46.5	42.3	38.6	34.8	46.3	44	39.7	34.9	37.2	39.6	40.6	35		165	
170	39.4	37	35.4		42.4	38.9	36.3		43.9	41.4	38	34.7	43.7	43	39.1	34.7	34.6	36.9	38.9	34.8		170	
175	38.4	36.3	35.1		40.6	38.1	35.9		41.3	40.5	37.4	34.5	41	42	38.4	34.6	32.1	34.4	36.5	34.6		175	
180	37.4	35.7			37.9	37.3	35.4		38.7	39.5	36.9		38.6	40.3	37.8	34.5	29.7	32	34	34.5		180	
185	36.5	35.3			35.3	36.3	35.1		36.1	37.8	36.4		36.4	38.1	37.3	34.4	27.5	29.5	31.5	33.6		185	
190	33.8				32.8	34.1	34.8		33.6	35.2	35.8		34.3	35.8	36.5		25.4	27.4	29.1	31.6		190	
195					30.5	31.6			31.3	32.8	34		32.1	33.7	35		23.4	25.3	26.9	29.2		195	
200					28.2	29.2			29.1	30.4	31.5		29.9	31.4	32.7		21.4	23.3	24.8			200	
205					26.1	27			27	28.2	29.2		27.8	29.2	30.4		19.3	21.2	22.8			205	
210					19.9				25	26.1	26.9		25.8	27.1	28.2		17.4	19.2	20.6			210	
215									23.1	24.1			23.9	25.2	26.1		15.5	17.2	18.6			215	
220									21.3	22.1			22.1	23.3	24.1		13.7	15.3	16.6			220	
225									19.5				20.4	21.5	22.2		12	13.5	14.7			225	
230									11.6				18.8	19.7			10.4	11.8	12.8			230	
235													17.2	18			8.9	10.1	11.1			235	
240													15.7	16.4			7.4	8.5	9.4			240	
245													12.6				6	7				245	
250																	4.6	5.5				250	
255																		4.1					255

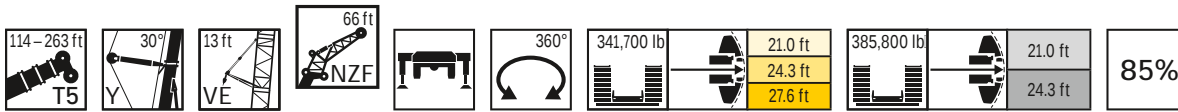
* adapter - piece d'adaptateur

Mxstab_lbrt_t_275_507_00401_00_000_00403_00_000

Lifting capacities

Forces de levage

T5YVENZF 66 ft



	208 ft + 22 ft*				227 ft + 22 ft*				246 ft + 22 ft*				259 ft + 22 ft*				263 ft + 22 ft*						
	0°	10°	20°	38°	0°	10°	20°	38°	0°	10°	20°	38°	0°	10°	20°	38°	0°	10°	20°	38°			
55	96.5																				55		
60	93.3				90.7																60		
65	90.3	73.6			88.1				84												65		
70	87.4	71.7			85.6	70.6			81.8				71.7					70.4			70		
75	84.7	70	58.5		83.2	69			79.6	66.8			69.4					68.2			75		
80	82.2	68.3	57.2		80.9	67.4	56.5		77.4	65.4			67.3	62				66	60.8		80		
85	79.9	66.7	56		78.7	65.9	55.4		75.1	64	54.1		65.1	60.2				63.9	59		85		
90	77.7	65	54.8	41.6	76.7	64.3	54.3		72.8	62.6	53.1		63.2	58.4	52.6			62	57.4	52.5	90		
95	75.6	63.4	53.6	41	74.7	62.8	53.2	40.8	70.7	61.2	52.2		61.3	56.8	51.7			60.2	55.8	51.7	95		
100	73.6	61.8	52.5	40.4	72.9	61.3	52.2	40.3	68.6	59.9	51.3	39.9	59.5	55.3	50.9			58.5	54.2	50.8	100		
105	71.7	60.3	51.5	39.9	71.1	59.9	51.3	39.8	66.5	58.7	50.4	39.5	57.8	53.7	50.1	39.9		56.8	52.8	49.8	39.9	105	
110	69.9	58.9	50.6	39.3	69.2	58.6	50.3	39.3	64.6	57.4	49.6	39	56.2	52.3	49.3	39.5		55.2	51.4	48.6	39.5	110	
115	67.8	57.5	49.6	38.8	66.8	57.4	49.5	38.8	62.6	56.3	48.8	38.6	54.6	50.9	48.2	39.1		53.7	50	47.4	39.1	115	
120	65.6	56.2	48.7	38.4	64	56.2	48.6	38.4	60.3	55.2	48	38.2	53.1	49.6	47.1	38.7		52.2	48.7	46.2	38.7	120	
125	61.9	55	47.9	37.9	60	55	47.8	37.9	58	54.1	47.3	37.8	51.6	48.3	45.9	38.3		50.8	47.4	45.1	38.3	125	
130	57.7	53.8	47.1	37.5	56	53.9	47	37.5	54.6	53.2	46.6	37.4	50.2	47.1	44.8	37.9		49.4	46.3	43.9	37.9	130	
135	54	52.7	46.3	37.2	52.4	52.9	46.3	37.2	51	52.2	45.9	37	48.4	45.9	43.7	37.6		47.6	45.1	42.9	37.6	135	
140	50.4	51.5	45.5	36.8	48.9	51.4	45.6	36.8	47.7	50	45.2	36.7	46.5	44.8	42.7	37.3		45.6	44	41.9	37.2	140	
145	47.1	49.3	44.7	36.4	45.6	48.4	44.9	36.5	44.6	47.4	44.6	36.3	44	43.6	41.7	36.9		43.3	42.9	41	36.9	145	
150	44	46.8	44	36.1	42.5	45.5	44.3	36.1	41.8	44.6	44	36	41.2	42.4	40.8	36.6		40.6	41.7	40	36.6	150	
155	41	43.8	43.3	35.7	39.7	42.5	43.6	35.8	39	41.7	43.4	35.7	38.5	40.6	39.8	36.3		37.8	40.1	39.1	36.3	155	
160	38.2	40.8	42	35.5	37	39.7	41.8	35.5	36.4	39	41.1	35.5	36	38.3	38.9	36		35.4	37.8	38.2	36	160	
165	35.4	38	40.3	35.2	34.5	37	39.3	35.2	34	36.5	38.7	35.2	33.5	36	37.4	35.8		32.9	35.4	36.8	35.6	165	
170	33	35.4	37.7	35	32.1	34.5	36.8	35	31.6	34	36.3	35	31.3	33.7	35.7	35.5		30.6	33.1	35	35	170	
175	30.6	32.9	35	34.7	29.8	32.1	34.3	34.8	29.4	31.7	33.9	34.7	29	31.4	33.6	34.9		28.4	30.8	33	34.3	175	
180	28.4	30.6	32.6	34.3	27.6	29.9	32	33.9	27.3	29.6	31.6	33.7	26.9	29.2	31.3	33.9		26.3	28.6	30.8	33.1	180	
185	26.2	28.4	30.3	33.2	25.5	27.7	29.7	32.6	25.3	27.4	29.4	32.3	24.9	27.1	29.2	32.3		24.2	26.5	28.6	31.8	185	
190	24.2	26.2	28.1	30.8	23.6	25.7	27.6	30.4	23.4	25.5	27.4	30.3	23	25.1	27.1	30.1		22.3	24.5	26.5	29.6	190	
195	22.3	24.2	26	28.5	21.7	23.7	25.5	28.2	21.5	23.5	25.4	28.1	21.1	23.2	25.1	28		20.5	22.5	24.5	27.4	195	
200	20.4	22.3	24	26.3	19.9	21.8	23.5	26.1	19.7	21.7	23.5	26.1	19.3	21.3	23.2	25.9		18.7	20.8	22.6	25.4	200	
205	18.6	20.4	22	24.2	18.2	20	21.7	24.1	18	19.9	21.7	24.2	17.6	19.6	21.3	23.9		17	19	20.8	23.4	205	
210	17	18.7	20.2	22.2	16.6	18.3	19.9	22.1	16.4	18.2	19.9	22.3	16	17.9	19.5	22		15.5	17.3	19	21.5	210	
215	15.2	16.9	18.4		15	16.7	18.2	20.2	14.8	16.6	18.2	20.4	14.5	16.3	17.9	20.2		13.9	15.7	17.4	19.7	215	
220	13.5	15.2	16.6		13.5	15.1	16.5	18.4	13.3	15	16.5	18.6	13	14.7	16.2	18.4		12.4	14.2	15.7	18	220	
225	11.8	13.4	14.8		12	13.5	14.9		11.9	13.5	14.9	16.9	11.6	13.2	14.7	16.8		11	12.7	14.2	16.3	225	
230	10.2	11.7	13		10.5	12.1	13.4		10.5	12	13.4	15.3	10.2	11.8	13.2	15.1		9.7	11.3	12.7	14.7	230	
235	8.6	10.1	11.3		9	10.6	11.8		9.2	10.7	12	13.7	8.9	10.4	11.8	13.6		8.4	9.9	11.3	13.1	235	
240	7.2	8.5	9.6		7.5	9	10.3		7.9	9.3	10.6		7.6	9.1	10.4	12.1		7.1	8.6	9.9	11.6	240	
245	5.7	7	8		6.1	7.6	8.7		6.7	8	9.2		6.5	7.9	9.1			5.9	7.4	8.6	10.2	245	
250		5.6	6.5		4.7	6.1	7.2		5.5	6.8	7.9			6.6	7.8			4.8	6.1	7.3		250	
255			5				5.8			5.6	6.7			5.4	6.5				5	6.1			255
260										4.4					5.4								260

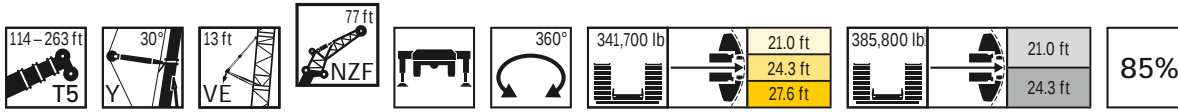
* adapter - piece d'adaptateur

Maxtab_lbf_t_275_507_00401_00_000_00403_00_000

Lifting capacities

Forces de levage

T5YVENZF 77 ft



	114 ft + 22 ft*				133 ft + 22 ft*				152 ft + 22 ft*				172 ft + 22 ft*				189 ft + 22 ft*					
	0°	10°	20°	38°	0°	10°	20°	38°	0°	10°	20°	38°	0°	10°	20°	38°	0°	10°	20°	38°		
38	96.3				93.1																38	
40	94.3				91.5																	40
45	89.4				87.5				91													45
50	84.9	69.2			83.8				86.8				85.7									50
55	80.9	66.4			80.3	65.5			83.1				82.5					82.5				55
60	77.1	63.9			77	63.3			79.6	64.8			79.4					79.6				60
65	73.7	61.6	52.7		73.9	61.2	52.4		76.4	62.7			76.5	62.2				76.8				65
70	70.5	59.3	51		71.1	59.2	51		73.4	60.7	51.8		73.8	60.4				74.1	60.5			70
75	67.6	57.3	49.3		68.4	57.4	49.6		70.6	58.8	50.5		71.3	58.7	50.1			71.7	58.9			75
80	64.9	55.4	47.8	35.5	65.8	55.7	48.2		68	57	49.3		68.8	57.2	49			69.4	57.4	49		80
85	62.3	53.7	46.4	34.7	63.5	54.1	46.8	34.8	65.6	55.4	48.1		66.5	55.7	47.9			67.3	55.9	48		85
90	60	51.9	45	34	61.3	52.5	45.6	34.1	63.5	53.9	46.9	34.6	64.3	54.2	46.9			65.2	54.5	47		90
95	57.8	50.2	43.8	33.3	59.2	51.1	44.4	33.4	61.4	52.3	45.7	33.9	62.3	52.8	46	33.9		63.3	53.2	46.1	34	95
100	55.6	48.6	42.6	32.7	57.3	49.6	43.2	32.8	59.4	51	44.5	33.3	60.5	51.4	45	33.3		61.4	51.9	45.2	33.4	100
105	53.8	46.9	41.5	32.1	55.4	48.3	42.2	32.2	57.6	49.6	43.4	32.7	58.7	50.2	43.9	32.8		59.7	50.7	44.3	32.9	105
110	52	45.5	40.4	31.5	53.6	46.9	41.2	31.7	55.9	48.4	42.4	32.2	56.9	49	43	32.2	58	49.6	43.5	32.4	31.5	110
115	50.2	44.1	39.4	30.9	52.1	45.6	40.3	31.2	54.2	47.2	41.5	31.7	55.4	47.9	42.1	31.8	56.5	48.5	42.7	32	31.5	115
120	48.5	42.8	38.5	30.5	50.5	44.3	39.3	30.8	52.5	46.1	40.6	31.2	53.9	46.8	41.2	31.3	55	47.4	41.9	31.5	31.5	120
125	46.8	41.6	37.6	30.1	49.1	43.1	38.5	30.3	51.1	45	39.7	30.7	52.4	45.8	40.4	30.9	53.6	46.5	41.1	31.1	31.1	125
130	45.3	40.4	36.8	29.6	47.6	42	37.7	29.9	49.7	43.8	38.9	30.3	51	44.8	39.6	30.5	52.3	45.5	40.3	30.7	30.7	130
135	43.8	39.4	36	29.3	46.2	41	36.9	29.6	48.4	42.8	38.1	29.9	49.7	43.8	38.8	30.1	51	44.6	39.6	30.3	30.3	135
140	42.4	38.4	35.3	29	44.9	40	36.2	29.2	47.1	41.8	37.4	29.6	48.5	42.9	38.1	29.8	49.8	43.7	38.8	30	30	140
145	41.2	37.5	34.6	28.7	43.5	39	35.6	28.9	45.9	40.8	36.7	29.3	47.3	42	37.5	29.4	48.5	42.9	38.2	29.6	29.6	145
150	40	36.6	34.1	28.5	42.3	38.1	35	28.6	44.8	39.9	36	29	46.2	41.1	36.8	29.1	45.9	42.1	37.5	29.3	29.3	150
155	38.8	35.8	33.5	28.3	41.1	37.3	34.4	28.4	43.6	39	35.4	28.7	44.8	40.2	36.2	28.9	43.2	41.3	36.9	29	29	155
160	37.8	35	33	28.2	40	36.5	33.8	28.2	42.5	38.2	34.9	28.5	43.8	39.4	35.6	28.6	40.4	40.5	36.3	28.8	28.8	160
165	36.8	34.4	32.5		39	35.7	33.3	28.1	41.4	37.4	34.3	28.2	42.8	38.6	35.1	28.4	37.8	39.5	35.7	28.5	28.5	165
170	35.9	33.7	32.1		38	35	32.9	28	40.4	36.6	33.8	28.1	41.9	37.8	34.5	28.2	35.2	37.7	35.2	28.3	28.3	170
175	35	33.2	31.8		37.1	34.4	32.5		39.4	35.9	33.4	27.9	40.8	37.1	34	28	32.8	35.5	34.7	28	28	175
180	34.2	32.6	31.6		36.2	33.8	32.1		38.4	35.3	32.9	27.8	39.2	36.3	33.6	27.8	30.5	33.1	34.2	27.9	27.9	180
185	33.5	32.2	31.5		35.4	33.2	31.8		37.2	34.6	32.5	27.8	37	35.7	33.1	27.7	28.2	30.8	32.7	27.7	27.7	185
190	32.9	31.8			34.4	32.8	31.5		35.1	34.1	32.1		34.9	35.1	32.7	27.6	26.2	28.6	30.8	27.6	27.6	190
195	32.3	31.6			32.4	32.3	31.3		32.8	33.4	31.9		32.9	34.3	32.3	27.6	24.3	26.4	28.5	27.5	27.5	195
200	31.9				30.2	31.4	31.2		30.6	32.3	31.6		31	32.6	32		22.4	24.5	26.4	27.3	27.3	200
205	21.8				28.1	29.3	30.3		28.5	30	31.3		29	30.7	31.4		20.6	22.6	24.4	26.9	26.9	205
210					26.1	27.2			26.5	27.9	29.1		27.1	28.7	30.1		18.8	20.8	22.5	24.8	24.8	210
215					24.1	25.1			24.6	25.9	27		25.2	26.7	28		17	19	20.7			215
220					19.9				22.8	24	24.9		23.4	24.8	26		15.2	17.1	18.7			220
225									21.1	22.1			21.7	23	24.1		13.5	15.3	16.8			225
230									19.4	20.4			20.1	21.3	22.3		11.9	13.6	15			230
235									17.9				18.5	19.6	20.5		10.3	11.9	13.2			235
240									11.9				17	18.1			8.9	10.3	11.5			240
245													15.6	16.5			7.5	8.8	9.9			245
250													14.2	15			6.1	7.4	8.3			250
255													12.2				4.8	6				255
260																	3.4	4.6				260
265																		3.1				265

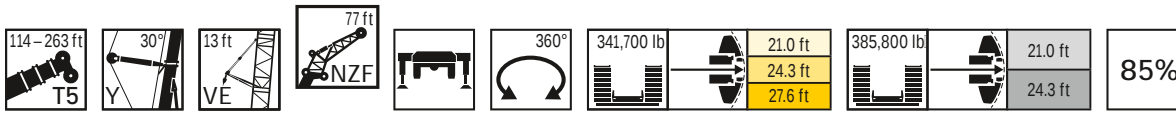
* adapter - piece d'adaptateur

Mxstab_lbf_t_275_507_00501_00_000_00503_00_000

Lifting capacities

Forces de levage

T5YVENZF 77 ft



	208 ft + 22 ft*				227 ft + 22 ft*				246 ft + 22 ft*				259 ft + 22 ft*				263 ft + 22 ft*				
	0°	10°	20°	38°	0°	10°	20°	38°	0°	10°	20°	38°	0°	10°	20°	38°	0°	10°	20°	38°	
60	80.2																				60
65	77.6				75.8				72.5												65
70	75.1	61.3			73.6				70.6												70
75	72.8	59.7			71.4	58.8			68.7												75
80	70.5	58.2			69.3	57.4			67	55.8											80
85	68.5	56.8	48.7		67.5	56.1			65.3	54.7											85
90	66.5	55.5	47.8		65.7	54.9	47.3		63.7	53.6	46.3										90
95	64.6	54.2	46.9		64	53.7	46.4		62.1	52.5	45.6										95
100	62.8	52.9	46	34.2	62.3	52.5	45.6		60.6	51.5	44.9										100
105	61.1	51.8	45.2	33.7	60.8	51.4	44.9	33.6	59.2	50.5	44.1										105
110	59.6	50.7	44.4	33.2	59.3	50.4	44.1	33.1	57.9	49.5	43.5	32.8									110
115	58.1	49.6	43.6	32.7	57.8	49.5	43.4	32.7	56.6	48.6	42.8	32.5	50	46.5	42.2	32.3					115
120	56.7	48.6	42.9	32.3	56.5	48.5	42.8	32.3	55.4	47.7	42.2	32.1	48.6	45.3	41.6	31.9	47.8	44.4	41.5	31.9	120
125	55.3	47.7	42.2	31.9	55.2	47.5	42.1	31.9	54.2	46.9	41.6	31.7	47.3	44.1	41	31.6	46.5	43.3	40.8	31.5	125
130	54	46.7	41.5	31.5	54	46.7	41.5	31.5	53	46.1	41	31.3	46	43	40.5	31.2	45.3	42.2	40	31.2	130
135	52.8	45.9	40.8	31.1	52.3	45.8	40.9	31.1	50.5	45.4	40.4	31	44.8	41.9	39.8	30.9	44	41.1	39.1	30.9	135
140	50.3	45	40.1	30.8	49.3	45.1	40.3	30.8	48	44.7	39.9	30.7	43.6	40.9	38.9	30.5	42.9	40.1	38.1	30.6	140
145	47.8	44.1	39.5	30.4	46.3	44.3	39.7	30.5	45.2	43.9	39.4	30.4	42.5	39.9	38	30.3	41.8	39.1	37.2	30.3	145
150	44.8	43.4	38.8	30.1	43.3	43.6	39.1	30.1	42.3	43.2	38.9	30.1	40.6	38.9	37.1	30	40.2	38.2	36.4	30	150
155	41.8	42.6	38.2	29.8	40.4	42.8	38.5	29.8	39.6	41.9	38.4	29.8	38.3	37.9	36.3	29.7	37.7	37.2	35.6	29.7	155
160	39.1	41.1	37.6	29.5	37.8	40.5	38	29.6	37.1	39.7	37.9	29.6	35.9	36.8	35.4	29.4	35.3	36.3	34.8	29.5	160
165	36.4	39.4	37.1	29.2	35.3	38.2	37.4	29.3	34.7	37.5	37.3	29.3	33.6	35.5	34.6	29.2	33	34.8	34	29.2	165
170	33.9	36.8	36.5	29	33	35.8	36.7	29.1	32.4	35.2	36.6	29	31.3	34.1	33.8	29	30.7	33.4	33.2	29	170
175	31.6	34.3	35.8	28.7	30.7	33.4	35.9	28.8	30.2	32.9	35.4	28.8	29.2	31.9	33	28.8	28.6	31.3	32.3	28.7	175
180	29.4	32	34.1	28.5	28.6	31.2	33.6	28.6	28.2	30.7	33.2	28.6	27.1	29.7	32.1	28.5	26.5	29.2	31.5	28.5	180
185	27.3	29.8	32.1	28.3	26.5	29	31.4	28.4	26.2	28.6	31	28.4	25.2	27.7	30.1	28.3	24.5	27.1	29.6	28.4	185
190	25.3	27.7	29.9	28.2	24.6	27	29.2	28.2	24.3	26.7	28.9	28.2	23.2	25.7	28.1	28.2	22.6	25.1	27.5	28.2	190
195	23.4	25.7	27.8	28	22.7	25.1	27.2	28	22.5	24.8	26.9	28	21.4	23.8	26.1	27.7	20.8	23.2	25.5	27.9	195
200	21.6	23.8	25.8	27.9	21	23.2	25.3	27.3	20.7	23	25.1	27.2	19.7	22	24.1	26.9	19.1	21.4	23.6	26.5	200
205	19.8	21.9	23.9	26.6	19.3	21.4	23.4	26.3	19	21.2	23.3	26.1	18	20.3	22.4	25.5	17.4	19.7	21.8	25	205
210	18.2	20.2	22	24.6	17.7	19.7	21.6	24.4	17.4	19.5	21.5	24.4	16.4	18.6	20.6	23.6	15.9	18	20.1	23.1	210
215	16.6	18.5	20.2	22.6	16.1	18.1	19.9	22.5	15.8	17.9	19.8	22.5	14.9	17	18.9	21.8	14.3	16.5	18.4	21.3	215
220	15.1	16.9	18.5	20.8	14.6	16.5	18.2	20.6	14.3	16.3	18.1	20.8	13.4	15.4	17.3	20	12.9	14.9	16.8	19.6	220
225	13.4	15.3	16.9		13.1	15	16.7	18.9	12.9	14.8	16.5	19	12.1	14	15.8	18.3	11.5	13.5	15.3	17.9	225
230	11.8	13.7	15.3		11.7	13.5	15.1	17.2	11.5	13.4	15	17.3	10.7	12.6	14.3	16.7	10.2	12.1	13.8	16.2	230
235	10.2	12	13.5		10.4	12.1	13.6		10.2	12	13.6	15.8	9.4	11.2	12.9	15.2	8.9	10.7	12.4	14.7	235
240	8.8	10.5	11.9		9	10.7	12.2		8.9	10.6	12.1	14.2	8.2	9.9	11.5	13.6	7.6	9.4	11	13.2	240
245	7.4	9	10.3		7.6	9.3	10.7		7.8	9.4	10.8	12.7	7	8.7	10.2	12.2	6.5	8.2	9.7	11.7	245
250	6	7.5	8.7		6.3	7.9	9.3		6.6	8.1	9.5		5.8	7.5	8.9	10.8	5.3	6.9	8.4	10.3	250
255	4.7	6.1	7.2		5	6.6	7.8		5.4	6.9	8.2		4.7	6.3	7.6	9.4		5.8	7.2	9	255
260			5.8			5.2	6.4			5.8	7				6.5				6		260
265							5.1				5.8								4.8		265

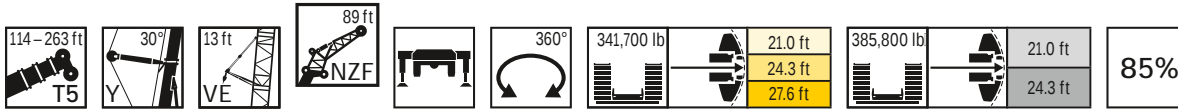
* adapter - piece d'adaptateur

Maxtab_lbf_t_275_507_00501_00_000_00503_00_000

Lifting capacities

Forces de levage

T5YVENZF 89 ft



	114 ft + 22 ft*				133 ft + 22 ft*				152 ft + 22 ft*				172 ft + 22 ft*				189 ft + 22 ft*						
	0°	10°	20°	38°	0°	10°	20°	38°	0°	10°	20°	38°	0°	10°	20°	38°	0°	10°	20°	38°			
40	81.8				79.5																40		
45	77.6				76.2				77.2													45	
50	73.9				73.1				76.3					74.7								50	
55	70.3	57.5			70.1				73					71.9								55	
60	67.1	55.3			67.1	55			69.8	55.5				69.3						69.6		60	
65	64.1	53.2			64.6	53.2			67	54.7				66.8						67.1		65	
70	61.2	51.2	44		62.1	51.5	44.1		64.3	52.9				64.4	52.4					64.8		70	
75	58.6	49.4	42.5		59.7	49.9	42.9		61.8	51.2	43.1			62.2	50.9					62.6	51.1	75	
80	56.3	47.8	41.1		57.5	48.4	41.7		59.5	49.6	42.5			60	49.5	42.2				60.5	49.7	80	
85	54.1	46.1	39.8		55.4	46.9	40.5		57.4	48.1	41.5			58	48.2	41.2				58.5	48.4	85	
90	52	44.6	38.5	28.8	53.5	45.5	39.3		55.3	46.7	40.4			56.1	46.9	40.3				56.7	47.1	90	
95	50	43.3	37.3	28.1	51.7	44.2	38.3	28.6	53.5	45.4	39.4	28.8		54.3	45.6	39.4				55	46	95	
100	48.2	41.9	36.2	27.5	49.9	43	37.2	28	51.7	44.1	38.4	28.5		52.6	44.4	38.6	28.4			53.3	44.8	100	
105	46.4	40.5	35.2	26.9	48.3	41.8	36.2	27.4	50.1	42.9	37.4	27.9		51	43.3	37.8	27.9			51.8	43.7	105	
110	44.8	39.1	34.2	26.4	46.8	40.6	35.3	26.9	48.5	41.8	36.5	27.4		49.5	42.2	36.9	27.4			50.3	42.7	110	
115	43.4	37.8	33.3	25.8	45.2	39.4	34.4	26.5	47.1	40.8	35.6	26.9		48	41.3	36	27			48.9	41.8	115	
120	41.9	36.6	32.4	25.4	43.9	38.3	33.6	26	45.7	39.8	34.7	26.4		46.7	40.3	35.2	26.5			47.6	40.8	120	
125	40.5	35.5	31.6	25	42.6	37.2	32.8	25.6	44.3	38.8	33.9	26		45.5	39.4	34.5	26.1			46.3	39.9	125	
130	39.1	34.4	30.9	24.5	41.3	36.2	32.1	25.2	43.1	37.8	33.2	25.6		44.2	38.5	33.7	25.7			45.2	39.1	130	
135	37.7	33.5	30.1	24.2	40.1	35.2	31.4	24.8	41.9	36.8	32.4	25.2		43	37.6	33.1	25.4			44.1	38.3	135	
140	36.4	32.5	29.5	23.8	38.9	34.3	30.7	24.5	40.8	35.9	31.7	24.9		41.9	36.8	32.4	25			43	37.4	140	
145	35.2	31.7	28.8	23.5	37.7	33.4	30.1	24.1	39.7	35	31.1	24.6		40.9	36	31.8	24.7			41.9	36.6	145	
150	34.1	30.8	28.2	23.2	36.6	32.6	29.5	23.8	38.7	34.1	30.5	24.2		39.9	35.2	31.1	24.4			40.9	36	150	
155	33.1	30.1	27.7	23	35.6	31.8	28.9	23.6	37.7	33.3	29.9	23.9		38.9	34.4	30.6	24.1			40	35.3	155	
160	32.1	29.3	27.2	22.8	34.5	31.1	28.4	23.3	36.7	32.5	29.4	23.6		38	33.6	30	23.8			39	34.6	160	
165	31.2	28.7	26.8	22.6	33.6	30.4	27.9	23.1	35.7	31.8	28.8	23.4		37.1	32.9	29.5	23.6			37.5	33.9	165	
170	30.4	28	26.3	22.5	32.6	29.7	27.4	23	34.7	31.1	28.3	23.2		36.2	32.1	29	23.3			35.6	33.3	170	
175	29.5	27.4	25.9		31.7	29	27	22.8	33.8	30.5	27.8	23		35.1	31.5	28.5	23.1			33.3	32.6	175	
180	28.8	26.9	25.6		30.9	28.4	26.6	22.7	33	29.8	27.4	22.8		34.3	30.9	28	22.9			31	31.9	180	
185	28	26.4	25.3		30.2	27.9	26.2	22.6	32.1	29.2	27	22.7		33.5	30.2	27.6	22.8			28.8	30.9	185	
190	27.4	26	25.1		29.4	27.4	25.9		31.3	28.6	26.6	22.6		32.7	29.7	27.2	22.6			26.7	29.4	190	
195	26.8	25.6	24.9		28.8	26.9	25.6		30.6	28.1	26.3	22.5		32	29	26.8	22.5			24.8	27.3	195	
200	26.3	25.3	24.9		28.1	26.5	25.4		29.9	27.6	25.9			31	28.5	26.5	22.4			22.9	25.4	200	
205	25.8	25.1			27.5	26.1	25.2		29.2	27.2	25.7			29.5	28	26.2	22.4			21.2	23.5	205	
210	25.4	25			26.8	25.8	25		27.5	26.7	25.4			27.8	27.5	25.9	22.3			19.5	21.7	210	
215	21.8				25.4	25.5	25		25.6	26.3	25.2			26	27.1	25.6				17.9	20	215	
220					23.5	24.7			23.8	25.3	25.1			24.2	26	25.4				16.2	18.4	220	
225					21.8	22.8			22.1	23.5	24.6			22.5	24.2	25.1				14.6	16.7	225	
230					18.8				20.4	21.7	22.7			20.9	22.4	23.7				12.9	15	230	
235									18.9	20				19.3	20.8	22				11.4	13.3	235	
240									17.3	18.4				17.8	19.1	20.2				9.9	11.7	240	
245									15.9	16.7				16.4	17.6	18.6				8.5	10.2	245	
250									11.5					15	16.1					7.1	8.7	250	
255														13.7	14.7					5.8	7.3	255	
260														12.5	13.3					4.6	5.9	260	
265														11							4.6		265
270														5.9									270

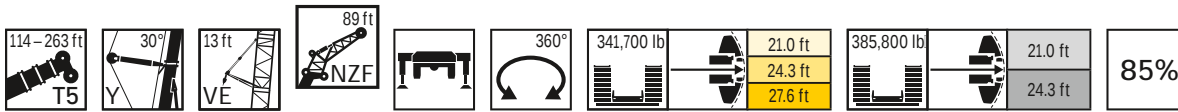
* adapter - piece d'adaptateur

Mxstab_lbf_t_275_507_00601_00_000_00603_00_000

Lifting capacities

Forces de levage

T5YVENZF 89 ft



	208 ft + 22 ft*				227 ft + 22 ft*				246 ft + 22 ft*				259 ft + 22 ft*				263 ft + 22 ft*					
	0°	10°	20°	38°	0°	10°	20°	38°	0°	10°	20°	38°	0°	10°	20°	38°	0°	10°	20°	38°		
60	69.3																				60	
65	66.9				65.3																	65
70	64.7				63.3				60.8													70
75	62.7	51			61.4				59.2				56.7				56.3					75
80	60.7	49.7			59.6	48.9			57.6				55.3				54.8					80
85	58.8	48.5			57.9	47.7			56.1	46.5			53.9				53.3					85
90	57.1	47.3	40.3		56.3	46.7			54.7	45.5			52.6	44.3			51.7	44.2				90
95	55.5	46.1	39.5		54.8	45.6	39.1		53.3	44.6			51.2	43.5			50.2	43.3				95
100	53.8	45	38.7		53.4	44.6	38.4		52	43.7	37.7		49.6	42.6			48.7	42.5				100
105	52.4	44	38		52	43.6	37.7		50.7	42.8	37.1		48.2	41.8	36.4		47.3	41.7	36.3			105
110	51	43	37.3	27.7	50.7	42.7	37		49.5	41.9	36.5		46.8	41	35.9		46	40.9	35.8			110
115	49.7	42	36.6	27.3	49.4	41.8	36.4	27.2	48.4	41.2	35.9		45.5	40.2	35.3		44.7	40.2	35.2			115
120	48.4	41.1	36	26.8	48.2	41	35.8	26.8	47.3	40.3	35.3	26.5	44.2	39.5	34.8	26.4	43.4	39.5	34.7			120
125	47.2	40.3	35.4	26.4	47.1	40.1	35.2	26.4	46.2	39.6	34.7	26.2	43	38.8	34.2	26.1	42.2	38.8	34.2	26.1		125
130	46	39.5	34.8	26	46	39.3	34.6	26	45.2	38.9	34.2	25.8	41.8	38.2	33.7	25.7	41.1	38.1	33.7	25.7		130
135	44.9	38.7	34.2	25.7	44.9	38.6	34.1	25.7	44.3	38.2	33.7	25.5	40.7	37.5	33.3	25.4	39.9	37.1	33.2	25.4		135
140	43.8	37.9	33.6	25.4	43.9	37.9	33.6	25.4	43.3	37.5	33.2	25.3	39.5	36.8	32.8	25.1	38.8	36.2	32.8	25.2		140
145	42.8	37.2	33	25.1	43	37.3	33.1	25.1	42.4	36.9	32.8	25	38.5	36	32.4	24.9	37.8	35.3	32.4	24.9		145
150	41.8	36.5	32.4	24.8	41.7	36.6	32.6	24.8	40.7	36.3	32.3	24.7	37.5	35.1	32	24.6	36.8	34.5	32	24.6		150
155	40.3	35.8	31.8	24.5	39.6	35.9	32	24.5	38.7	35.7	31.9	24.4	36.2	34.3	31.6	24.3	35.6	33.6	31.5	24.3		155
160	38.7	35.1	31.3	24.2	37.3	35.3	31.5	24.2	36.5	35.1	31.4	24.2	34.7	33.5	31.1	24.1	34	32.8	31	24.1		160
165	36.2	34.5	30.7	23.9	35	34.7	31	24	34.1	34.6	31	23.9	33	32.6	30.6	23.8	32.3	32	30.4	23.9		165
170	33.7	33.9	30.3	23.7	32.6	34.1	30.5	23.7	31.9	34	30.6	23.7	30.8	31.8	30.1	23.6	30.2	31.2	29.8	23.6		170
175	31.5	33	29.8	23.4	30.4	32.8	30.1	23.5	29.8	32.3	30.1	23.5	28.7	31.1	29.6	23.4	28	30.4	29.1	23.4		175
180	29.3	31.9	29.3	23.2	28.3	31.1	29.6	23.3	27.7	30.5	29.7	23.3	26.7	29.4	29	23.2	26	29.1	28.4	23.2		180
185	27.3	30.1	28.8	23	26.3	29.1	29.2	23.1	25.8	28.6	29.2	23	24.6	27.5	28.4	23	24.1	27	27.8	23		185
190	25.3	28	28.4	22.8	24.4	27.1	28.8	22.9	23.9	26.6	28.6	22.8	22.8	25.6	27.4	22.8	22.2	25	27	22.8		190
195	23.4	26	27.5	22.7	22.6	25.2	27.7	22.7	22.2	24.8	27.3	22.7	21	23.8	26	22.6	20.4	23.2	25.5	22.6		195
200	21.6	24.1	26.4	22.5	20.8	23.4	25.8	22.5	20.4	23	25.4	22.5	19.3	22	24.5	22.5	18.7	21.4	23.9	22.5		200
205	19.9	22.3	24.6	22.4	19.2	21.6	23.9	22.4	18.8	21.3	23.6	22.4	17.7	20.3	22.7	22.3	17.1	19.7	22.1	22.3		205
210	18.3	20.6	22.7	22.2	17.6	19.9	22.1	22.2	17.1	19.6	21.9	22.2	16.1	18.6	20.9	22.2	15.5	18	20.4	22.2		210
215	16.7	18.9	20.9	22.1	16.1	18.3	20.4	22.1	15.6	18	20.2	22.1	14.6	17	19.3	21.7	14.1	16.5	18.7	22		215
220	15.2	17.3	19.3	22	14.6	16.8	18.8	21.2	14.1	16.4	18.5	21.2	13.2	15.5	17.6	20.6	12.6	15	17.1	20.4		220
225	13.8	15.8	17.6	20.2	13.1	15.3	17.2	20	12.8	15	17	19.9	11.8	14.1	16.1	19.2	11.3	13.5	15.6	18.7		225
230	12.3	14.3	16.1	18.5	11.8	13.8	15.7	18.3	11.4	13.5	15.4	18.3	10.5	12.6	14.6	17.6	9.9	12.1	14.1	17.1		230
235	10.9	12.9	14.6		10.4	12.4	14.2	16.7	10.1	12.1	14	16.7	9.2	11.3	13.2	16	8.7	10.8	12.7	15.5		235
240	9.4	11.4	13.1		9.1	11	12.8	15.1	8.8	10.8	12.6	15.1	8	10	11.8	14.5	7.4	9.5	11.3	14		240
245	8	9.9	11.5		7.9	9.7	11.4	13.6	7.7	9.5	11.3	13.6	6.8	8.8	10.5	13	6.3	8.3	10	12.6		245
250	6.6	8.4	10		6.7	8.5	10		6.5	8.3	9.9	12.2	5.7	7.5	9.2	11.6		7	8.7	11.2		250
255	5.3	7	8.5		5.5	7.2	8.7		5.4	7.1	8.7	10.8	4.6	6.4	8	10.3		5.9	7.6	9.8		255
260		5.7	7			6	7.4			6	7.5				6.8	8.9			6.4	8.5		260
265			5.6			4.7	6.1			4.9	6.3				5.7	7.7			5.2	7.2		265
270							4.8				5.2											270

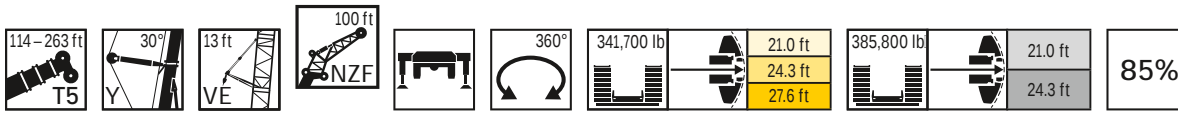
* adapter - piece d'adaptateur

Maxtab_lbf_t_275_507_00601_00_000_00603_00_000

Lifting capacities

Forces de levage

T5YVENZF 100 ft



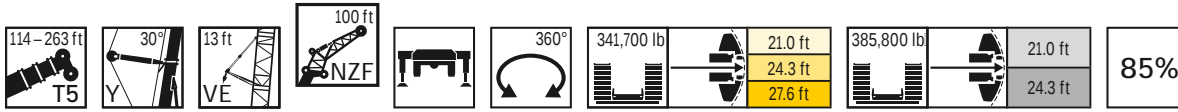
	114 ft + 22 ft*				133 ft + 22 ft*				152 ft + 22 ft*				172 ft + 22 ft*				189 ft + 22 ft*						
	0°	10°	20°	38°	0°	10°	20°	38°	0°	10°	20°	38°	0°	10°	20°	38°	0°	10°	20°	38°			
40	72.4																				40		
45	69				66.4				67.3												45		
50	65.7				63.7				67												50		
55	62.6				61.1				64.1				62.8								55		
60	59.7	49			58.7	48			61.4				60.4						60.7		60		
65	57	47.2			56.4	46.4			58.8	46.7			58.3						58.5		65		
70	54.5	45.5			54.2	44.8			56.5	46.2			56.2	45.5					56.5		70		
75	52.2	43.9	37.6		52.2	43.4			54.2	44.7			54.2	44.2					54.6		75		
80	50.1	42.3	36.4		50.2	42.1	36.1		52.2	43.2	36.3		52.3	42.9					52.8	43	80		
85	48.1	40.9	35.2		48.4	40.8	35.1		50.2	41.9	35.8		50.6	41.7					51.1	41.9	85		
90	46.2	39.5	34		46.8	39.6	34.1		48.4	40.7	34.9		48.9	40.6	34.7				49.4	40.8	90		
95	44.5	38.2	32.9		45.2	38.4	33.1		46.8	39.5	34.1		47.4	39.5	33.9				47.9	39.7	33.9	95	
100	42.8	37	31.9	24	43.6	37.3	32.2	24	45.2	38.3	33.2		45.8	38.5	33.1				46.4	38.7	33.2	100	
105	41.3	35.8	30.9	23.5	42.1	36.2	31.3	23.5	43.7	37.3	32.3	23.8	44.4	37.4	32.4				45	37.8	32.5	105	
110	39.8	34.6	30	22.9	40.8	35.2	30.4	23	42.3	36.3	31.4	23.3	43	36.5	31.7	23.3			43.7	36.8	31.8	110	
115	38.5	33.5	29.2	22.4	39.5	34.2	29.6	22.5	41	35.3	30.6	22.9	41.8	35.6	30.9	22.8			42.5	35.9	31.1	22.9	115
120	37.2	32.3	28.4	21.9	38.2	33.2	28.8	22	39.8	34.4	29.8	22.4	40.5	34.8	30.2	22.4			41.3	35.1	30.5	22.5	120
125	35.9	31.3	27.6	21.5	37.1	32.2	28.1	21.6	38.6	33.5	29.1	22	39.4	33.9	29.5	22			40.1	34.3	29.9	22.1	125
130	34.7	30.3	26.9	21	36	31.3	27.4	21.2	37.4	32.7	28.4	21.6	38.4	33.1	28.8	21.7			39.1	33.5	29.3	21.8	130
135	33.5	29.4	26.2	20.7	34.9	30.4	26.8	20.9	36.3	31.8	27.7	21.2	37.3	32.4	28.2	21.3			38.1	32.8	28.6	21.4	135
140	32.3	28.5	25.5	20.3	33.9	29.6	26.1	20.5	35.3	31	27	20.8	36.3	31.6	27.5	20.9			37.1	32.1	28	21.1	140
145	31.2	27.7	24.9	20	32.8	28.7	25.5	20.1	34.3	30.1	26.4	20.5	35.3	30.9	26.9	20.6			36.2	31.4	27.5	20.8	145
150	30.1	26.9	24.3	19.7	31.8	28	25	19.8	33.4	29.3	25.9	20.2	34.4	30.1	26.4	20.3			35.3	30.7	26.9	20.5	150
155	29.2	26.1	23.8	19.4	30.8	27.2	24.4	19.6	32.5	28.6	25.3	19.9	33.5	29.4	25.8	20.1			34.4	30.1	26.4	20.2	155
160	28.2	25.4	23.2	19.1	29.9	26.5	23.9	19.3	31.7	27.9	24.8	19.7	32.7	28.7	25.3	19.8			33.6	29.5	25.9	19.9	160
165	27.3	24.8	22.7	18.9	29	25.9	23.5	19.1	30.9	27.2	24.3	19.4	31.9	28.1	24.8	19.5			32.8	28.9	25.4	19.7	165
170	26.5	24.2	22.3	18.7	28.1	25.2	23	18.9	30	26.5	23.8	19.2	31.1	27.4	24.4	19.3			32	28.3	24.9	19.4	170
175	25.7	23.6	21.9	18.6	27.4	24.6	22.6	18.7	29.2	25.9	23.4	18.9	30.4	26.8	23.9	19.1			31.2	27.7	24.5	19.2	175
180	25	23	21.6	18.5	26.6	24.1	22.2	18.6	28.4	25.3	23	18.7	29.7	26.2	23.5	18.9			30.4	27.1	24	19	180
185	24.3	22.5	21.2	18.4	25.8	23.6	21.8	18.4	27.6	24.7	22.5	18.6	29	25.7	23.1	18.7			29.1	26.5	23.6	18.8	185
190	23.6	22.1	20.9		25.1	23.1	21.5	18.3	26.9	24.2	22.2	18.4	28.2	25.1	22.7	18.5			27.1	26	23.2	18.6	190
195	23	21.6	20.6		24.5	22.6	21.2	18.3	26.2	23.7	21.8	18.3	27.5	24.6	22.3	18.4			25.2	25.5	22.9	18.4	195
200	22.5	21.3	20.4		23.9	22.2	20.9		25.5	23.2	21.5	18.2	26.7	24.1	22	18.2			23.4	24.9	22.5	18.3	200
205	22	20.9	20.3		23.3	21.8	20.6		24.9	22.8	21.2	18.1	26.1	23.6	21.7	18.1			21.7	24.2	22.2	18.1	205
210	21.5	20.7	20.2		22.8	21.4	20.4		24.3	22.4	20.9		25.5	23.2	21.4	18.1			20	22.5	21.8	18	210
215	21.1	20.4			22.3	21	20.2		23.7	22	20.7		24.9	22.7	21.1	18			18.4	20.8	21.5	17.9	215
220	20.7	20.3			21.8	20.8	20.1		23.2	21.6	20.5		24.3	22.3	20.8	18			16.9	19.2	20.9	17.8	220
225	20.4				21.4	20.5	20.1		22.7	21.2	20.3		23.4	21.9	20.6				15.4	17.6	19.6	17.8	225
230					21	20.3			21.4	20.9	20.1		21.7	21.6	20.4				13.9	16.1	18	17.7	230
235					19.8	20.2			19.9	20.6	20		20.2	21.1	20.2				12.4	14.6	16.5		235
240					17.9				18.4	19.7	19.9		18.7	20.3	20				10.9	13	14.9		240
245					10.7				16.9	18.2			17.3	18.8	19.7				9.5	11.5	13.3		245
250									15.6	16.6			15.9	17.3	18.4				8.1	10.1	11.7		250
255									14.2	15.2			14.6	15.9	16.9				6.8	8.6	10.1		255
260									11				13.3	14.5					5.6	7.3	8.6		260
265													12.1	13.2					4.4	5.9	7.2		265
270													10.9	11.9						4.7	5.8		270
275													9.8							3.3	4.5		275
280													5.6										280

* adapter - piece d'adaptateur

Maxtab_lbf_t_275_507_00701_00_000_00703_00_000

Lifting capacities Forces de levage

T5YVENZF 100 ft



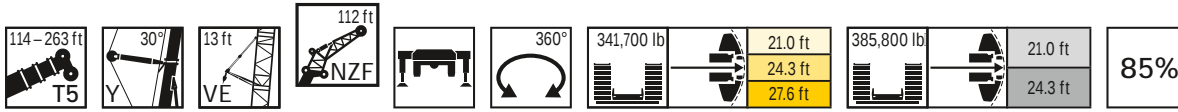
	208 ft + 22 ft*				227 ft + 22 ft*				246 ft + 22 ft*				259 ft + 22 ft*				263 ft + 22 ft*				
	0°	10°	20°	38°	0°	10°	20°	38°	0°	10°	20°	38°	0°	10°	20°	38°	0°	10°	20°	38°	
65	58.4																				65
70	56.4				55.2				53.7												70
75	54.6				53.5				52.5				50.3				50.1				75
80	52.9	43			51.9				51				49.1			48.9					80
85	51.2	41.9			50.4	41.2			49.7				47.9			47.7					85
90	49.7	40.8			49	40.2			48.4	40.1			46.7			46.6					90
95	48.2	39.8	33.9		47.6	39.3			47.2	39.2			45.6	38.3		45.4	38.2				95
100	46.8	38.8	33.2		46.3	38.4	32.7		46	38.4			44.5	37.6		44.4	37.4				100
105	45.5	37.9	32.5		45.1	37.5	32.1		44.9	37.6	32.4		43.5	36.8		43.3	36.7				105
110	44.2	37	31.8		43.9	36.7	31.5		43.7	36.9	31.8		42.5	36.1	31.3	42.3	36	31.2			110
115	43	36.1	31.2		42.8	35.9	30.9		42.7	36.1	31.3		41.6	35.4	30.8	41.2	35.3	30.7			115
120	41.9	35.3	30.7	22.6	41.7	35.1	30.4		41.7	35.4	30.7		40.6	34.7	30.3	40.1	34.7	30.3			120
125	40.8	34.5	30.1	22.2	40.7	34.4	29.9	22.1	40.8	34.7	30.3	22.7	39.7	34.1	29.8	39	34	29.8			125
130	39.7	33.8	29.5	21.9	39.7	33.7	29.4	21.8	39.9	34.1	29.8	22.4	38.7	33.5	29.4	22.2	38	33.5	29.3	22.2	130
135	38.7	33.1	29	21.5	38.7	33	28.9	21.5	39.1	33.4	29.3	22.1	37.7	32.8	28.9	22	37	32.9	28.9	21.9	135
140	37.8	32.4	28.4	21.2	37.8	32.4	28.4	21.1	38.2	32.8	28.8	21.8	36.7	32.3	28.5	21.7	36	32.3	28.5	21.7	140
145	36.9	31.8	27.9	20.9	37	31.8	27.9	20.9	37.4	32.2	28.4	21.5	35.7	31.7	28.1	21.4	35	31.7	28.1	21.4	145
150	36	31.2	27.4	20.6	36.2	31.2	27.5	20.6	36.6	31.7	28	21.2	34.8	31.2	27.7	21.1	34.2	31.2	27.7	21.1	150
155	35.1	30.6	26.9	20.3	35.4	30.6	27	20.3	35.9	31.1	27.6	21	33.9	30.7	27.3	20.9	33.3	30.6	27.3	20.9	155
160	34.3	29.9	26.4	20	34.6	30.1	26.6	20.1	35.1	30.6	27.2	20.7	33	30.2	27	20.7	32.4	30.1	27	20.7	160
165	33.5	29.4	25.9	19.8	33.7	29.5	26.1	19.8	33.8	30.1	26.8	20.5	32.1	29.7	26.6	20.4	31.6	29.5	26.6	20.4	165
170	32.5	28.8	25.4	19.6	32	29	25.7	19.6	32.1	29.6	26.4	20.3	30.9	29.1	26.2	20.2	30.5	28.9	26.3	20.2	170
175	31.5	28.3	25	19.4	30.3	28.5	25.2	19.4	30.3	29.1	26	20	29	28.6	25.9	20	28.5	28.2	25.9	20	175
180	29.5	27.8	24.6	19.2	28.4	28	24.8	19.2	28.3	28.6	25.6	19.8	27.1	27.9	25.5	19.8	26.5	27.6	25.5	19.8	180
185	27.4	27.3	24.1	18.9	26.4	27.5	24.4	19	26.3	28.2	25.2	19.6	25.3	27.1	25.1	19.6	24.6	26.8	25.2	19.6	185
190	25.5	26.7	23.8	18.7	24.5	26.9	24	18.8	24.6	27.3	24.9	19.4	23.4	25.9	24.8	19.4	22.8	25.4	24.8	19.4	190
195	23.6	25.9	23.4	18.5	22.7	25.4	23.7	18.6	22.8	25.6	24.5	19.3	21.7	24.7	24.4	19.3	21	24	24.3	19.3	195
200	21.9	24.7	23	18.4	21	23.8	23.3	18.4	21.1	23.9	24.1	19.1	20	22.9	23.9	19.1	19.4	22.4	23.6	19.1	200
205	20.2	22.9	22.7	18.3	19.4	22.1	23	18.3	19.4	22.2	23.5	18.9	18.4	21.2	23.4	18.9	17.7	20.6	22.8	18.9	205
210	18.6	21.2	22.3	18.1	17.8	20.4	22.6	18.1	17.9	20.6	22.9	18.8	16.8	19.6	22.2	18.8	16.2	19	21.6	18.8	210
215	17.1	19.6	21.4	18	16.3	18.9	21.3	18	16.3	19	21.5	18.7	15.3	18	20.5	18.6	14.7	17.5	20	18.7	215
220	15.6	18	20.2	17.9	14.9	17.3	19.6	17.9	14.9	17.4	19.8	18.5	13.9	16.5	18.9	18.5	13.4	16	18.4	18.5	220
225	14.2	16.5	18.6	17.8	13.4	15.9	18.1	17.8	13.5	16	18.3	18.4		15	17.4	18.4	12	14.5	16.9	18.4	225
230	12.8	15	17.1	17.7	12.1	14.4	16.5	17.7	12.2	14.5	16.7	18.3		13.7	15.9	18.3	10.7	13.1	15.4	17.8	230
235	11.5	13.6	15.6	17.4	10.8	13	15.1	17.4	10.9	13.2	15.3	18.1		12.3	14.5	17.7	9.4	11.8	14	17.2	235
240	10.2	12.3	14.1	16.7	9.5	11.7	13.7	16.3	9.7	11.8	13.9	16.9		11	13.1	16.2	8.2	10.5	12.6	15.8	240
245	8.9	11	12.7	15.1	8.3	10.4	12.3	15	8.5	10.6	12.5	15.4		9.8	11.8	14.8	7.1	9.3	11.3	14.3	245
250	7.5	9.6	11.4		7.1	9.1	11	13.5	7.3	9.4	11.2	13.9		8.6	10.5	13.3		8.1	10	12.9	250
255	6.2	8.2	10		6	7.9	9.6	12	6.2	8.2	10	12.5		7.4	9.3	11.9		6.9	8.8	11.5	255
260		6.9	8.5			6.7	8.4		5.1	7	8.8	11.1		6.3	8.1	10.6			7.6	10.2	260
265		5.6	7.1			5.6	7.2			5.9	7.6	9.8		5.2	6.9	9.3			6.5	8.9	265
270			5.8				6				6.4				5.8	8				7.6	270
275			4.5				4.8				5.3				4.7	6.8				6.4	275
280																				5.2	280

* adapter - piece d'adaptateur

Maxtab_lbf_t_275_507_00701_00_000_00703_00_000

Lifting capacities Forces de levage

T5YVENZF 112 ft



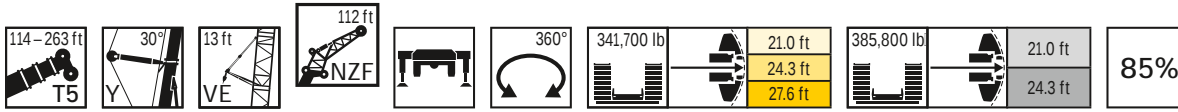
	114 ft + 22 ft*				133 ft + 22 ft*				152 ft + 22 ft*				172 ft + 22 ft*				189 ft + 22 ft*				
	0°	10°	20°	38°	0°	10°	20°	38°	0°	10°	20°	38°	0°	10°	20°	38°	0°	10°	20°	38°	
45	60.8				58.3																45
50	58				55.9				56.7												50
55	55.4				53.7				56.6				54.8								55
60	52.9				51.6				54.2				54.1				53.8				60
65	50.5	41.7			49.6	40.6			52				52				52.3				65
70	48.3	40.1			47.7	39.3			49.9	39.6			50.1				50.5				70
75	46.2	38.7			45.9	38			47.9	39.3			48.2	38.5			48.8				75
80	44.3	37.3			44.2	36.8			46	37.9			46.5	38.3			47.2	38.3			80
85	42.5	36	30.9		42.6	35.6	30.6		44.3	36.7			44.9	37.2			45.6	37.3			85
90	40.9	34.7	29.8		41	34.6	29.7		42.7	35.6	30.3		43.4	36.1			44.2	36.3			90
95	39.3	33.6	28.8		39.6	33.5	28.8		41.2	34.5	29.6		41.9	35	30		42.8	35.3			95
100	37.8	32.5	27.9		38.3	32.5	28		39.8	33.5	28.8		40.6	34	29.3		41.4	34.4	29.3		100
105	36.4	31.5	26.9		37	31.6	27.1		38.5	32.5	28		39.3	33.1	28.6		40.2	33.5	28.7		105
110	35.1	30.4	26.1	19.5	35.7	30.7	26.3	19.6	37.2	31.5	27.2		38.1	32.2	27.9		39	32.7	28		110
115	33.9	29.4	25.3	19.1	34.6	29.8	25.6	19.1	35.9	30.6	26.5	19.4	36.9	31.4	27.3		37.9	31.9	27.4		115
120	32.7	28.3	24.5	18.6	33.5	29	24.9	18.7	34.8	29.8	25.7	19	35.8	30.6	26.5	19.5	36.8	31.1	26.9		120
125	31.6	27.3	23.8	18.2	32.4	28.1	24.2	18.2	33.8	29	25	18.6	34.8	29.8	25.9	19.1	35.8	30.3	26.3	19.2	125
130	30.5	26.4	23.1	17.8	31.4	27.2	23.5	17.8	32.7	28.3	24.4	18.2	33.8	29.1	25.2	18.7	34.8	29.6	25.8	18.9	130
135	29.4	25.6	22.4	17.4	30.5	26.4	22.9	17.5	31.7	27.6	23.8	17.8	32.9	28.4	24.6	18.4	33.8	28.9	25.2	18.5	135
140	28.4	24.7	21.8	17	29.6	25.6	22.3	17.1	30.8	26.9	23.2	17.5	32	27.8	24	18.1	33	28.3	24.6	18.2	140
145	27.4	24	21.3	16.7	28.7	24.8	21.8	16.8	29.9	26.1	22.6	17.1	31.1	27.1	23.5	17.8	32.1	27.7	24.1	17.9	145
150	26.4	23.3	20.7	16.4	27.8	24.1	21.2	16.5	29	25.4	22	16.8	30.3	26.5	23	17.5	31.3	27.1	23.5	17.6	150
155	25.5	22.6	20.2	16.1	26.9	23.4	20.7	16.2	28.2	24.6	21.5	16.6	29.5	25.9	22.4	17.2	30.5	26.5	23	17.3	155
160	24.6	21.9	19.7	15.8	26	22.8	20.3	16	27.4	23.9	21	16.3	28.8	25.2	22	16.9	29.7	25.9	22.5	17.1	160
165	23.8	21.3	19.2	15.6	25.2	22.2	19.8	15.7	26.7	23.3	20.5	16	28	24.6	21.5	16.6	29	25.4	22	16.8	165
170	23	20.7	18.8	15.4	24.4	21.6	19.3	15.5	26	22.7	20.1	15.8	27.3	24	21.1	16.4	28.3	24.8	21.6	16.6	170
175	22.3	20.1	18.4	15.2	23.7	21	18.9	15.3	25.3	22.1	19.7	15.6	26.7	23.4	20.6	16.2	27.6	24.3	21.2	16.3	175
180	21.6	19.6	18	15	22.9	20.5	18.5	15.1	24.5	21.6	19.3	15.3	26	22.8	20.2	16	27	23.7	20.8	16.1	180
185	20.9	19.1	17.7	14.9	22.3	20	18.2	14.9	23.8	21	18.9	15.1	25.4	22.2	19.8	15.8	26.4	23.2	20.4	15.9	185
190	20.3	18.6	17.3	14.7	21.6	19.5	17.8	14.8	23.1	20.5	18.5	14.9	24.7	21.8	19.4	15.6	25.8	22.7	20	15.7	190
195	19.7	18.2	17	14.7	21	19.1	17.5	14.7	22.5	20.1	18.2	14.8	24.1	21.3	19.1	15.4	24.9	22.2	19.7	15.5	195
200	19.2	17.8	16.8		20.4	18.6	17.2	14.6	21.9	19.6	17.8	14.7	23.5	20.8	18.7	15.2	23.8	21.7	19.3	15.4	200
205	18.7	17.4	16.6		19.9	18.2	17	14.5	21.2	19.2	17.5	14.6	22.8	20.4	18.4	15.1	22.1	21.2	19	15.2	205
210	18.2	17.1	16.3		19.4	17.9	16.7		20.7	18.8	17.3	14.5	22.3	20	18.1	15	20.5	20.8	18.6	15	210
215	17.7	16.8	16.2		18.9	17.6	16.5		20.2	18.4	17	14.4	21.7	19.6	17.8	14.9	18.9	20.3	18.4	14.9	215
220	17.3	16.6	16.1		18.4	17.2	16.3		19.7	18	16.8	14.4	21.2	19.2	17.6	14.8	17.4	19.7	18.1	14.8	220
225	16.9	16.4			18	16.9	16.2		19.2	17.7	16.6		20.7	18.8	17.3	14.7	16	18.4	17.8	14.7	225
230	16.6	16.2			17.6	16.6	16.1		18.8	17.3	16.4		20.2	18.4	17.1	14.7	14.6	16.9	17.6	14.7	230
235	16.4				17.2	16.4	16		18.3	17	16.2		19.7	18.1	16.9		13.2	15.5	17	14.6	235
240					16.9	16.2			17.9	16.8	16		19.1	17.8	16.7		11.8	14.1	16.1	14.5	240
245					16.6	16.1			17.4	16.6	15.9		17.9	17.5	16.5		10.4	12.7	14.6		245
250					15.9	16.1			16.1	16.4	15.9		16.6	17.2	16.4		9	11.2	13.2		250
255					10.5				14.8	15.9			15.3	16.8	16.2		7.7	9.8	11.7		255
260									13.5	14.7			14	15.4	16.1		6.5	8.5	10.2		260
265									12.3	13.3			12.8	14.1	15.2		5.2	7.1	8.7		265
270									10				11.6	12.8	13.8		4	5.8	7.3		270
275													10.4	11.6				4.6	6		275
280													9.3	10.3					4.6		280
285													8.2	9.1							285

* adapter - piece d'adaptateur

Maxtab_lhft_t_275_507_00801_00_000_00803_00_000

Lifting capacities Forces de levage

T5YVENZF 112 ft



	208 ft + 22 ft*				227 ft + 22 ft*				246 ft + 22 ft*				259 ft + 22 ft*				263 ft + 22 ft*				
	0°	10°	20°	38°	0°	10°	20°	38°	0°	10°	20°	38°	0°	10°	20°	38°	0°	10°	20°	38°	
65	52.2																				65
70	50.5				49.3																70
75	48.9				47.8				46												75
80	47.3				46.4				44.7				43.1				42.9				80
85	45.8	37.3			45				43.5				42				41.8				85
90	44.3	36.3			43.7	35.7			42.3				40.9				40.8				90
95	43	35.4			42.5	34.9			41.2	34			39.9				39.8				95
100	41.8	34.5			41.3	34.1			40.2	33.3			39	32.5			38.8	32.4			100
105	40.6	33.6	28.6		40.1	33.3			39.1	32.6			38	31.8			37.9	31.7			105
110	39.4	32.8	28.1		39.1	32.5	27.8		38.2	31.9	27.2		37.1	31.2			37	31.1			110
115	38.3	32	27.5		38	31.8	27.2		37.3	31.2	26.8		36.3	30.6	26.3		36.2	30.5	26.3		115
120	37.2	31.3	27		37.1	31.1	26.7		36.3	30.5	26.3		35.4	30	25.8		35.4	29.9	25.8		120
125	36.3	30.6	26.4		36.1	30.4	26.2		35.4	29.9	25.8		34.6	29.4	25.4		34.6	29.3	25.4		125
130	35.3	29.9	25.9	19	35.2	29.8	25.7		34.6	29.3	25.4		33.8	28.8	25		33.8	28.8	25		130
135	34.4	29.2	25.4	18.6	34.4	29.1	25.3	18.6	33.9	28.8	25	18.5	33.1	28.3	24.6		33	28.2	24.6		135
140	33.5	28.6	25	18.3	33.5	28.5	24.9	18.3	33.1	28.2	24.6	18.2	32.4	27.7	24.2	18.1	32.3	27.7	24.2	18.1	140
145	32.7	28	24.5	18	32.7	27.9	24.4	18	32.4	27.7	24.2	17.9	31.7	27.2	23.9	17.8	31.6	27.2	23.8	17.8	145
150	31.9	27.4	24	17.7	32	27.4	24	17.8	31.7	27.2	23.8	17.7	31.1	26.7	23.5	17.6	30.9	26.7	23.5	17.6	150
155	31.2	26.9	23.5	17.5	31.3	26.9	23.6	17.5	31	26.7	23.4	17.4	30.4	26.3	23.1	17.3	30.2	26.3	23.1	17.3	155
160	30.4	26.3	23	17.2	30.6	26.4	23.2	17.2	30.4	26.1	23	17.2	29.7	25.8	22.8	17.1	29.4	25.8	22.8	17.1	160
165	29.7	25.8	22.6	17	29.9	25.9	22.8	17	29.7	25.7	22.7	16.9	29.1	25.4	22.5	16.9	28.6	25.4	22.5	16.9	165
170	29	25.3	22.1	16.7	29.2	25.4	22.3	16.8	29.1	25.2	22.3	16.7	28.4	24.9	22.1	16.7	27.9	25	22.2	16.7	170
175	28.3	24.8	21.7	16.5	28.6	24.9	21.9	16.6	28.5	24.8	21.9	16.5	27.4	24.5	21.8	16.5	27	24.5	21.8	16.5	175
180	27.7	24.3	21.3	16.3	28	24.5	21.5	16.3	27.7	24.4	21.6	16.3	26	24.1	21.5	16.3	25.5	24.1	21.5	16.3	180
185	26.7	23.9	20.9	16.1	26.4	24	21.1	16.1	25.9	24	21.2	16.1	24.6	23.8	21.2	16.1	23.9	23.7	21.2	16.1	185
190	25.6	23.4	20.5	15.9	24.7	23.6	20.8	15.9	24.1	23.6	20.9	15.9	22.9	23.4	20.8	15.9	22.3	23.3	20.8	15.9	190
195	24	22.9	20.1	15.7	23	23.2	20.4	15.7	22.4	23.2	20.5	15.8	21.1	22.9	20.5	15.7	20.6	22.5	20.5	15.8	195
200	22.3	22.5	19.8	15.5	21.3	22.7	20.1	15.6	20.7	22.5	20.2	15.6	19.5	22.4	20.2	15.6	18.9	21.7	20.2	15.6	200
205	20.6	22	19.5	15.3	19.7	22.2	19.7	15.4	19.1	21.9	19.9	15.4	17.9	21.1	19.9	15.4	17.3	20.5	19.9	15.4	205
210	19	21.2	19.1	15.2	18.2	21.1	19.4	15.2	17.5	20.5	19.6	15.3	16.4	19.4	19.6	15.3	15.8	18.9	19.6	15.3	210
215	17.5	20.2	18.8	15.1	16.7	19.5	19.1	15.1	16	18.9	19.3	15.1	15	17.9	19.3	15.1	14.4	17.3	19.3	15.2	215
220	16	18.7	18.5	14.9	15.2	18	18.8	15	14.6	17.4	19	15	13.5	16.4	18.4	15	13	15.9	18.4	15	220
225	14.6	17.2	18.3	14.8	13.8	16.5	18.2	14.9	13.2	15.9	18	14.9	12.2	15	17.4	14.9	11.7	14.4	17	14.9	225
230	13.3	15.8	17.6	14.7	12.5	15.1	17.4	14.7	11.9	14.5	17	14.8	10.9	13.6	16.1	14.8	10.4	13.1	15.6	14.8	230
235	12	14.4	16.5	14.6	11.2	13.7	16	14.6	10.6	13.2	15.6	14.7	9.7	12.2	14.7	14.7	9.1	11.8	14.2	14.7	235
240	10.7	13	15.1	14.5	9.9	12.3	14.6	14.5	9.4	11.9	14.2	14.6	8.5	11	13.3	14.6	8	10.5	12.8	14.6	240
245	9.5	11.7	13.7	14.5	8.7	11	13.2	14.4	8.2	10.6	12.9	14.5	7.3	9.8	12	14.4	6.8	9.3	11.6	14.5	245
250	8.3	10.5	12.4	14.3	7.5	9.8	11.9	14.1	7.1	9.4	11.5	14	6.2	8.6	10.8	13.6	5.7	8.1	10.3	13.4	250
255	7.1	9.3	11.1	13.4	6.4	8.6	10.6	13.5	6	8.3	10.3	13.2		7.4	9.5	12.7		7	9.1	12.2	255
260	5.8	8	9.8			7.4	9.3	12	5	7.1	9.1	12		6.3	8.3	11.3			7.9	10.9	260
265		6.7	8.5			6.3	8.1	10.6		6	7.9	10.6		5.3	7.2	10			6.8	9.6	265
270		5.4	7.2			5.2	6.9				6.8	9.3			6.1	8.8				8.4	270
275			5.8				5.8				5.7	8.1			5	7.6				7.1	275
280							4.7					6.9				6.4				6	280
285																5.2					285

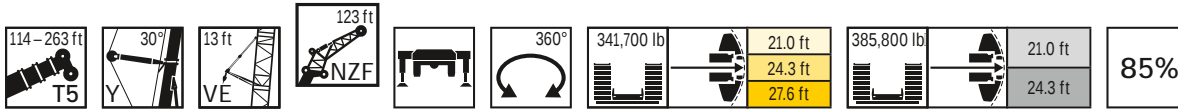
* adapter - piece d'adaptateur

Mxatab_lbft_t_275_507_00801_00_000_00803_00_000

Lifting capacities

Forces de levage

T5YVENZF 123 ft



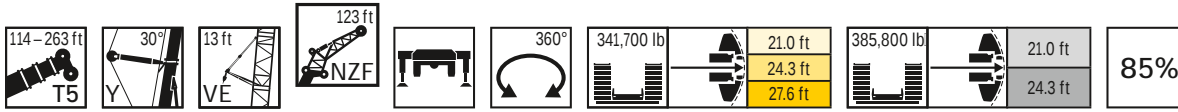
	114 ft + 22 ft*				133 ft + 22 ft*				152 ft + 22 ft*				172 ft + 22 ft*				189 ft + 22 ft*					
	0°	10°	20°	38°	0°	10°	20°	38°	0°	10°	20°	38°	0°	10°	20°	38°	0°	10°	20°	38°		
45	54.6				52.2																45	
50	52.2				50.2				50.7													50
55	50				48.2				51.2				49.1									55
60	47.8				46.3				49.1				48.2									60
65	45.8				44.6				47.1				46.3									65
70	43.8	36.4			43	35.5			45.2				44.5							46.2		70
75	42	35.1			41.4	34.3			43.4	34.6			42.9							43.2		75
80	40.2	33.8			39.9	33.2			41.7	34.4			41.4	33.7						41.7		80
85	38.6	32.6			38.5	32.2			40.2	33.3			40.1	32.9						40.4	32.8	85
90	37.1	31.5	27.1		37.1	31.2	26.7		38.7	32.2			38.8	31.9						39.1	31.9	90
95	35.7	30.4	26.1		35.8	30.2	26		37.3	31.2	26.6		37.5	31						37.9	31.1	95
100	34.3	29.4	25.2		34.6	29.3	25.2		36	30.3	25.9		36.2	30.1	25.6					36.7	30.3	100
105	33	28.5	24.4		33.4	28.5	24.4		34.8	29.4	25.2		35.1	29.3	25					35.5	29.5	105
110	31.9	27.6	23.5		32.3	27.7	23.7		33.6	28.5	24.6		34	28.5	24.4					34.4	28.7	110
115	30.7	26.6	22.8		31.2	26.9	23		32.5	27.7	23.9		33	27.8	23.9					33.4	28	115
120	29.7	25.7	22.1	16.6	30.2	26.1	22.3	16.6	31.4	26.9	23.1		32	27.1	23.3					32.5	27.3	120
125	28.6	24.9	21.4	16.1	29.3	25.4	21.6	16.2	30.5	26.2	22.5	16.5	31	26.4	22.7					31.6	26.6	125
130	27.6	24	20.7	15.7	28.3	24.6	21	15.8	29.6	25.5	21.9	16.1	30.1	25.7	22.1	16.1				30.7	25.9	130
135	26.7	23.1	20.1	15.3	27.5	23.8	20.4	15.4	28.7	24.8	21.3	15.7	29.3	25.1	21.5	15.7				29.8	25.3	135
140	25.8	22.4	19.5	15	26.7	23.1	19.9	15.1	27.8	24.1	20.7	15.4	28.5	24.5	21	15.4				29	24.7	140
145	24.8	21.6	19	14.7	25.9	22.4	19.4	14.8	27	23.4	20.2	15.1	27.7	23.9	20.5	15.1				28.3	24.2	145
150	24	20.9	18.4	14.3	25.1	21.7	18.9	14.5	26.2	22.8	19.6	14.8	26.9	23.3	20	14.8				27.5	23.6	150
155	23.1	20.3	17.9	14	24.3	21	18.4	14.2	25.5	22.2	19.1	14.5	26.2	22.7	19.5	14.5				26.8	23.1	155
160	22.2	19.6	17.4	13.8	23.5	20.4	17.9	13.9	24.7	21.5	18.7	14.2	25.5	22.2	19	14.3				26.1	22.6	160
165	21.5	19	17	13.5	22.7	19.8	17.5	13.6	24	20.9	18.2	14	24.8	21.6	18.6	14				25.4	22.1	165
170	20.7	18.4	16.5	13.2	22	19.2	17	13.4	23.4	20.3	17.8	13.7	24.2	21	18.1	13.8				24.8	21.6	170
175	20	17.9	16.1	13	21.3	18.7	16.6	13.2	22.7	19.8	17.3	13.5	23.5	20.5	17.7	13.6				24.2	21.1	175
180	19.4	17.4	15.8	12.8	20.6	18.2	16.2	13	22	19.3	16.9	13.3	22.9	19.9	17.3	13.4				23.6	20.6	180
185	18.7	16.9	15.4	12.6	20	17.8	15.9	12.8	21.4	18.7	16.6	13.1	22.4	19.4	17	13.2				23	20.1	185
190	18.1	16.4	15	12.5	19.4	17.3	15.5	12.6	20.8	18.2	16.2	12.9	21.8	18.9	16.6	13				22.5	19.7	190
195	17.6	16	14.7	12.3	18.8	16.8	15.2	12.5	20.1	17.8	15.9	12.7	21.2	18.5	16.3	12.8				22	19.2	195
200	17	15.6	14.4	12.2	18.2	16.4	14.9	12.3	19.5	17.3	15.6	12.5	20.6	18	16	12.6				21.5	18.8	200
205	16.5	15.2	14.2	12.1	17.7	16	14.6	12.2	19	16.9	15.2	12.4	20.1	17.6	15.7	12.5				21	18.3	205
210	16	14.9	13.9		17.2	15.6	14.4	12.1	18.4	16.5	14.9	12.2	19.5	17.2	15.4	12.3				20.2	17.9	210
215	15.6	14.5	13.7		16.7	15.2	14.1	12	17.9	16.1	14.7	12.1	19	16.8	15.1	12.2				19.3	17.5	215
220	15.2	14.2	13.5		16.2	14.9	13.9		17.5	15.7	14.4	12	18.5	16.4	14.8	12.1				19.1	17.1	220
225	14.8	14	13.4		15.8	14.6	13.7		17	15.4	14.2	12	18	16.1	14.6	12				18.5	16.7	225
230	14.4	13.7	13.3		15.4	14.3	13.5		16.5	15.1	14	11.9	17.4	15.7	14.3	11.9				17.9	16.4	230
235	14.1	13.5			15	14.1	13.4		16.1	14.8	13.7		17	15.4	14.1	11.9				17.5	15.8	235
240	13.7	13.4			14.6	13.8	13.2		15.7	14.5	13.6		16.6	15.1	13.9	11.8				17	15.4	240
245	13.5				14.3	13.6	13.1		15.3	14.2	13.4		16.2	14.8	13.7					16.6	14.9	245
250	12.3				14	13.4	13.1		15	13.9	13.3		15.8	14.5	13.5					16.2	14.3	250
255					13.7	13.3			14.6	13.7	13.2		15.4	14.2	13.4					16	14.5	255
260					13.5	13.2			14.3	13.5	13.1		14.7	14	13.2					15.8	14.2	260
265					10.4				13.5	13.3	13		13.6	13.8	13.1					15.4	14.2	265
270									12.3	13.1			12.4	13.6	13					15.1	14.3	270
275									11.2	12.2			11.3	12.6	12.9					14.9	14.1	275
280									9.7				10.2	11.5	12.5					14.7	13.8	280
285													9.2	10.3						14.5	13.6	285
290													8.1	9.2						14.3	13.4	290
295													7.1	8.1						14.1	13.2	295

* adapter - piece d'adaptateur

Maxtab_lbf_t_275_507_00901_00_000_00903_00_000

Lifting capacities Forces de levage

T5YVENZF 123 ft



	208 ft + 22 ft*				227 ft + 22 ft*				246 ft + 22 ft*				259 ft + 22 ft*				263 ft + 22 ft*				
	0°	10°	20°	38°	0°	10°	20°	38°	0°	10°	20°	38°	0°	10°	20°	38°	0°	10°	20°	38°	
70	44.7																				70
75	43.2				42.2																75
80	41.8				41				39.5												80
85	40.5				39.7				38.4				37.1				36.9				85
90	39.3	32			38.6				37.3				36.1				36				90
95	38.1	31.1			37.5	30.6			36.3				35.2				35.1				95
100	36.9	30.3			36.4	29.9			35.4	29.1			34.3				34.2				100
105	35.8	29.6			35.4	29.2			34.5	28.5			33.5	27.8			33.4	27.8			105
110	34.7	28.8	24.4		34.4	28.5			33.6	27.8			32.7	27.2			32.6	27.2			110
115	33.8	28.1	23.9		33.5	27.8	23.6		32.7	27.2			31.9	26.7			31.8	26.6			115
120	32.8	27.4	23.4		32.6	27.2	23.2		31.9	26.6	22.7		31.2	26.1			31.1	26.1			120
125	31.9	26.8	22.9		31.8	26.6	22.7		31.1	26	22.3		30.4	25.6	21.9		30.4	25.6	21.9		125
130	31.1	26.1	22.5		30.9	26	22.3		30.4	25.5	21.9		29.7	25.1	21.6		29.7	25.1	21.6		130
135	30.2	25.5	22.1	15.9	30.2	25.4	21.9		29.6	25	21.5		29	24.6	21.2		29	24.6	21.2		135
140	29.5	25	21.6	15.6	29.4	24.9	21.5	15.5	29	24.5	21.1		28.4	24.1	20.9		28.3	24.1	20.8		140
145	28.7	24.4	21.2	15.3	28.7	24.3	21.1	15.3	28.3	24	20.8	15.1	27.8	23.7	20.5		27.7	23.6	20.5		145
150	28	23.9	20.7	15	28	23.8	20.7	15	27.7	23.6	20.4	14.9	27.2	23.2	20.2	14.8	27.2	23.2	20.2	14.8	150
155	27.3	23.4	20.3	14.8	27.4	23.4	20.3	14.8	27.1	23.1	20.1	14.7	26.6	22.8	19.9	14.6	26.6	22.8	19.8	14.6	155
160	26.7	22.9	19.8	14.5	26.7	22.9	19.9	14.5	26.5	22.7	19.8	14.4	26.1	22.4	19.6	14.4	26	22.3	19.5	14.4	160
165	26	22.4	19.4	14.3	26.1	22.4	19.5	14.3	25.9	22.2	19.5	14.2	25.5	22	19.3	14.2	25.5	21.9	19.2	14.1	165
170	25.4	21.9	19	14.1	25.5	22	19.2	14	25.4	21.8	19.1	14	25	21.6	19	13.9	25	21.5	18.9	13.9	170
175	24.8	21.5	18.6	13.8	25	21.6	18.8	13.8	24.8	21.4	18.8	13.8	24.5	21.2	18.6	13.7	24.4	21.2	18.6	13.7	175
180	24.2	21.1	18.2	13.6	24.4	21.2	18.4	13.6	24.3	21	18.4	13.6	23.9	20.8	18.3	13.6	23.9	20.8	18.3	13.6	180
185	23.6	20.6	17.9	13.4	23.8	20.7	18	13.4	23.8	20.7	18.1	13.4	23.3	20.5	18	13.4	22.9	20.4	18	13.4	185
190	23.1	20.2	17.5	13.2	23.2	20.4	17.7	13.3	23	20.3	17.8	13.2	22.7	20.1	17.7	13.2	21.9	20.1	17.8	13.2	190
195	22.5	19.8	17.2	13	22.6	20	17.4	13.1	22.2	20	17.5	13	21.2	19.8	17.4	13	20.6	19.8	17.5	13.1	195
200	21.7	19.4	16.8	12.9	21.5	19.6	17	12.9	20.8	19.6	17.2	12.9	19.5	19.5	17.1	12.9	19	19.4	17.2	12.9	200
205	20.6	18.9	16.5	12.7	19.9	19.3	16.7	12.7	19.2	19.3	16.9	12.7	18	19.1	16.8	12.7	17.4	19.1	16.9	12.8	205
210	19.4	18.5	16.2	12.6	18.4	18.9	16.4	12.6	17.6	19	16.6	12.6	16.5	18.6	16.6	12.6	15.9	18.8	16.6	12.6	210
215	17.9	18.1	15.9	12.4	16.9	18.5	16.2	12.5	16.2	18.5	16.3	12.5	15	17.7	16.3	12.4	14.5	17.5	16.3	12.4	215
220	16.4	17.7	15.6	12.3	15.5	17.8	15.9	12.3	14.8	17.4	16	12.3	13.7	16.7	16	12.3	13.1	16.2	16.1	12.3	220
225	15	17.2	15.4	12.1	14.1	17	15.6	12.2	13.4	16.4	15.8	12.2	12.4	15.4	15.8	12.2	11.8	14.8	15.8	12.2	225
230	13.7	16.2	15.1	12	12.8	15.6	15.4	12.1	12.1	15	15.5	12.1	11.1	14	15.5	12.1	10.6	13.5	15.2	12.1	230
235	12.4	15	14.9	11.9	11.5	14.3	15.2	12	10.9	13.7	15.3	12	9.9	12.7	15.3	12	9.4	12.2	14.6	12	235
240	11.2	13.7	14.6	11.8	10.3	13	14.8	11.9	9.7	12.4	14.9	11.9	8.7	11.5	14.1	11.9	8.2	10.9	13.6	11.9	240
245	10	12.4	14.4	11.7	9.1	11.7	13.8	11.8	8.5	11.1	13.6	11.8	7.6	10.2	12.7	11.8	7.1	9.7	12.3	11.8	245
250	8.9	11.2	13.3	11.7	7.9	10.5	12.8	11.7	7.4	9.9	12.3	11.7	6.5	9.1	11.5	11.7	5.9	8.6	11	11.7	250
255	7.8	10	12.1	11.6	6.9	9.2	11.5	11.6	6.4	8.8	11.1	11.6	5.4	7.9	10.3	11.6		7.4	9.8	11.6	255
260	6.7	8.9	10.9	11.6	5.8	8.1	10.2	11.5	5.3	7.7	9.9	11.5		6.8	9.1	11.4		6.4	8.6	11.2	260
265	5.5	7.7	9.6	11.5	4.8	7	9	11.4		6.6	8.7	11.4			7.9	11.2		5.3	7.5	10.6	265
270		6.6	8.4			5.9	7.9	10.5		5.6	7.6	10.6			6.8	10			6.4	9.6	270
275			7.3				6.7	9.4		4.5	6.5	9.3			5.8	8.8			5.3	8.3	275
280			6				5.6					8.1				7.6				7.2	280
285												6.9				6.4				6	285
290												5.8				5.3					290
295																					295

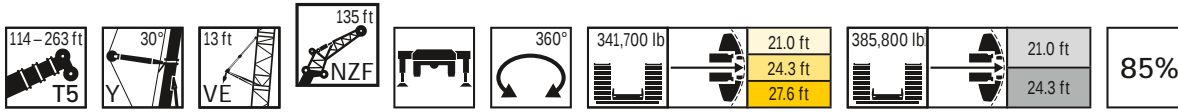
* adapter - piece d'adaptateur

Mxstab_lbf_t_275_507_00901_00_000_00903_00_000

Lifting capacities

Forces de levage

T5YVENZF 135 ft



	114 ft + 22 ft*				133 ft + 22 ft*				152 ft + 22 ft*				172 ft + 22 ft*				189 ft + 22 ft*				
	0°	10°	20°	38°	0°	10°	20°	38°	0°	10°	20°	38°	0°	10°	20°	38°	0°	10°	20°	38°	
50	46.6				44.5				43.3												50
55	44.7				42.8																55
60	42.7				41.2				43.8				41.9								60
65	40.9				39.6				42				41.2				40.9				65
70	39.2				38.2				40.3				39.7				39.6				70
75	37.5	31.2			36.8	30.3			38.8				38.2				38.3				75
80	36	30.1			35.5	29.3			37.3	30.5			36.8				37				80
85	34.5	29			34.2	28.4			35.9	29.5			35.5	28.8			35.8				85
90	33.1	28			32.9	27.5			34.5	28.5			34.3	28.1			34.7	28.1			90
95	31.8	27	23.2		31.8	26.7	22.8		33.2	27.6			33.2	27.3			33.5	27.3			95
100	30.7	26.1	22.3		30.7	25.9	22.1		32	26.7	22.3		32.1	26.5			32.4	26.6			100
105	29.5	25.2	21.5		29.7	25.1	21.4		30.9	25.9	22.1		31.1	25.7	21.7		31.4	25.9			105
110	28.4	24.4	20.7		28.6	24.3	20.7		29.9	25.1	21.5		30.1	25	21.2		30.5	25.2			110
115	27.4	23.6	20		27.7	23.6	20.1		28.8	24.4	20.9		29.2	24.3	20.7		29.5	24.5	20.7		115
120	26.4	22.8	19.3		26.7	22.9	19.4		27.9	23.6	20.2		28.3	23.7	20.2		28.6	23.8	20.3		120
125	25.5	22	18.7	13.8	25.9	22.3	18.8		27	22.9	19.6		27.4	23	19.7		27.8	23.2	19.8		125
130	24.6	21.2	18.1	13.4	25.1	21.6	18.3	13.4	26.1	22.3	19	13.4	26.6	22.4	19.2		27	22.6	19.3		130
135	23.7	20.4	17.5	13	24.2	20.9	17.7	13	25.3	21.7	18.5	13.3	25.8	21.8	18.7		26.2	22	18.9		135
140	22.9	19.6	16.9	12.7	23.5	20.2	17.2	12.7	24.6	21.1	17.9	12.9	25	21.3	18.1	12.9	25.5	21.5	18.4		140
145	22	19	16.4	12.3	22.8	19.6	16.7	12.4	23.8	20.5	17.4	12.6	24.3	20.8	17.6	12.6	24.8	21	18	12.7	145
150	21.2	18.3	15.9	12	22.1	18.9	16.2	12.1	23.1	19.9	16.9	12.3	23.6	20.2	17.2	12.4	24.1	20.5	17.5	12.4	150
155	20.4	17.6	15.4	11.7	21.4	18.3	15.7	11.8	22.4	19.3	16.5	12.1	22.9	19.7	16.7	12.1	23.5	20	17.1	12.2	155
160	19.7	17.1	14.9	11.4	20.7	17.7	15.3	11.5	21.7	18.7	16	11.8	22.3	19.2	16.3	11.8	22.8	19.5	16.6	11.9	160
165	18.9	16.5	14.5	11.2	20	17.2	14.9	11.2	21.1	18.1	15.5	11.5	21.6	18.7	15.9	11.6	22.2	19.1	16.2	11.7	165
170	18.2	15.9	14.1	11	19.3	16.7	14.5	11	20.5	17.6	15.1	11.3	21.1	18.2	15.5	11.4	21.6	18.6	15.8	11.4	170
175	17.6	15.5	13.7	10.8	18.6	16.2	14.1	10.9	19.8	17.1	14.7	11.1	20.5	17.7	15.1	11.1	21	18.2	15.5	11.3	175
180	16.9	15	13.3	10.6	18	15.6	13.7	10.7	19.2	16.6	14.4	10.9	19.9	17.2	14.7	11	20.5	17.8	15.1	11.1	180
185	16.3	14.5	12.9	10.4	17.4	15.2	13.4	10.5	18.6	16.1	14	10.7	19.4	16.7	14.3	10.8	20	17.3	14.7	10.9	185
190	15.7	14	12.6	10.3	16.8	14.7	13	10.4	18	15.6	13.7	10.6	18.9	16.2	14	10.6	19.5	16.8	14.4	10.8	190
195	15.2	13.6	12.3	10.1	16.2	14.3	12.7	10.2	17.5	15.2	13.3	10.4	18.4	15.8	13.6	10.5	19	16.4	14	10.6	195
200	14.7	13.2	12	10	15.7	13.9	12.4	10.1	16.9	14.8	13	10.3	17.9	15.3	13.3	10.4	18.5	16	13.7	10.4	200
205	14.2	12.8	11.7	9.9	15.2	13.5	12.1	10	16.4	14.4	12.7	10.2	17.4	15	13	10.2	18.1	15.6	13.4	10.3	205
210	13.7	12.5	11.4	9.8	14.7	13.2	11.8	9.9	15.9	14	12.4	10	16.8	14.6	12.8	10.1	17.6	15.2	13.1	10.2	210
215	13.3	12.1	11.2	9.8	14.2	12.8	11.6	9.8	15.4	13.6	12.1	9.9	16.4	14.2	12.5	10	17.2	14.8	12.9	10.1	215
220	12.9	11.8	11.1		13.8	12.5	11.4	9.7	14.9	13.2	11.9	9.9	15.9	13.8	12.2	9.9	16.7	14.5	12.6	10	220
225	12.5	11.5	10.9		13.4	12.2	11.2	9.7	14.5	12.9	11.6	9.7	15.4	13.5	12	9.8	16	14.1	12.3	9.9	225
230		11.3	10.7		13	11.9	11	9.7	14.1	12.6	11.4	9.7	15	13.2	11.7	9.7	14.9	13.8	12.1	9.8	230
235		11.1	10.6		12.6	11.6	10.9		13.7	12.3	11.2	9.6	14.6	12.8	11.5	9.6	13.7	13.5	11.9	9.7	235
240			10.5		12.3	11.3	10.7		13.3	12	11	9.6	14.2	12.6	11.3	9.6	12.5	13.1	11.7	9.6	240
245			10.5			11.1	10.6		12.9	11.7	10.9		13.7	12.3	11.2	9.6	11.3	12.8	11.4	9.5	245
250						11	10.5		12.6	11.5	10.8		13.3	12	11	9.5	10.1	12.2	11.3	9.5	250
255							10.5		12.2	11.2	10.6		13	11.8	10.8	9.5	9	11.3	11.1	9.4	255
260							10.4		11.9	11	10.5		12.6	11.5	10.7		7.8	10.2	11	9.4	260
265										10.9	10.5		12.3	11.3	10.6		6.6	9	10.7	9.4	265
270										10.7	10.4		12	11.1	10.5		5.5	7.8	9.8		270
275											10.3		11.4	10.9	10.4			6.6	8.5		275
280														10.8	10.3			5.4	7.2		280
285														10.5	10.3				6		285
290																			4.7		290
295																					295

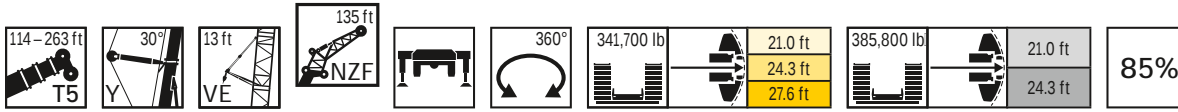
* adapter - piece d'adaptateur

Maxtab_lbf1_1_275_507_01001_00_000_01003_00_000

Lifting capacities

Forces de levage

T5YVENZF 135 ft



	208 ft + 22 ft*				227 ft + 22 ft*				246 ft + 22 ft*				259 ft + 22 ft*				263 ft + 22 ft*				
	0°	10°	20°	38°	0°	10°	20°	38°	0°	10°	20°	38°	0°	10°	20°	38°	0°	10°	20°	38°	
70	39.6																				70
75	38.3				37.4																75
80	37.1				36.3				34.8												80
85	35.9				35.2				33.8				32.7				32.5				85
90	34.7				34.1				32.9				31.8				31.7				90
95	33.6	27.3			33.1				32				31				30.9				95
100	32.6	26.6			32.1	26.1			31.1				30.2				30.1				100
105	31.6	25.9			31.2	25.5			30.3	24.8			29.4				29.3				105
110	30.6	25.2			30.3	24.8			29.5	24.2			28.7	23.6			28.6	23.6			110
115	29.7	24.6	20.7		29.4	24.3			28.7	23.7			28	23.1			27.9	23.1			115
120	28.9	23.9	20.3		28.6	23.7	20		28	23.1			27.3	22.6			27.2	22.6			120
125	28	23.3	19.8		27.9	23.1	19.6		27.3	22.6	19.1		26.6	22.1			26.5	22.1			125
130	27.3	22.8	19.4		27.1	22.6	19.2		26.6	22.1	18.8		25.9	21.7	18.5		25.9	21.6	18.4		130
135	26.5	22.2	18.9		26.4	22	18.8		25.9	21.6	18.4		25.3	21.2	18.1		25.3	21.2	18.1		135
140	25.8	21.7	18.5		25.7	21.5	18.4		25.3	21.2	18.1		24.8	20.8	17.8		24.7	20.8	17.7		140
145	25.1	21.2	18.2	12.8	25	21	18		24.7	20.7	17.7		24.2	20.4	17.4		24.2	20.3	17.4		145
150	24.5	20.7	17.8	12.5	24.4	20.6	17.7	12.4	24.1	20.3	17.4		23.6	20	17.2		23.6	19.9	17.1		150
155	23.8	20.2	17.4	12.2	23.8	20.1	17.3	12.2	23.5	19.8	17.1	12	23.1	19.6	16.9		23.1	19.5	16.8		155
160	23.2	19.7	16.9	12	23.3	19.7	17	11.9	23	19.4	16.8	11.8	22.6	19.2	16.6	11.8	22.6	19.2	16.5	11.8	160
165	22.6	19.3	16.5	11.8	22.7	19.3	16.6	11.7	22.5	19.1	16.5	11.6	22.1	18.8	16.3	11.6	22.1	18.8	16.3	11.6	165
170	22.1	18.9	16.2	11.5	22.2	18.9	16.3	11.5	22	18.7	16.2	11.4	21.6	18.5	16	11.4	21.6	18.4	16	11.4	170
175	21.5	18.5	15.8	11.3	21.6	18.5	15.9	11.3	21.5	18.3	15.9	11.2	21.2	18.1	15.7	11.2	21.2	18.1	15.7	11.2	175
180	21	18.1	15.4	11.2	21.1	18.1	15.6	11.1	21	18	15.6	11.1	20.7	17.8	15.5	11	20.7	17.7	15.4	11.1	180
185	20.5	17.7	15.1	11	20.6	17.8	15.2	11	20.6	17.6	15.2	10.9	20.3	17.4	15.2	10.9	20.3	17.4	15.2	10.9	185
190	20	17.3	14.7	10.8	20.1	17.4	14.9	10.8	20.1	17.3	14.9	10.8	19.9	17.1	14.9	10.8	19.8	17.1	14.9	10.8	190
195	19.5	16.9	14.4	10.7	19.7	17.1	14.6	10.7	19.7	17	14.6	10.7	19.5	16.8	14.6	10.6	19.4	16.8	14.6	10.6	195
200	19	16.5	14.1	10.5	19.3	16.7	14.3	10.5	19.2	16.7	14.3	10.5	18.4	16.5	14.3	10.5	18.4	16.5	14.3	10.5	200
205	18.6	16.1	13.8	10.4	18.7	16.4	14	10.4	18.3	16.3	14.1	10.4	17.2	16.2	14	10.4	16.9	16.2	14.1	10.4	205
210	18.1	15.8	13.5	10.3	17.6	16	13.7	10.3	17	16	13.8	10.3	16	15.9	13.8	10.3	15.4	15.9	13.8	10.3	210
215	17.6	15.4	13.2	10.1	16.6	15.7	13.4	10.2	15.7	15.8	13.5	10.2	14.6	15.6	13.5	10.2	14	15.6	13.6	10.2	215
220	16.2	15	13	10.1	15.2	15.4	13.2	10.1	14.4	15.5	13.3	10.1	13.2	15.2	13.3	10.1	12.7	15	13.3	10.1	220
225	14.8	14.7	12.7	9.9	13.8	15	12.9	10	13	15	13	10	11.9	14.7	13	10	11.4	14.2	13.1	10	225
230	13.6	14.3	12.5	9.8	12.5	14.7	12.7	9.8	11.8	14.5	12.8	9.9	10.7	13.8	12.8	9.9	10.1	13.3	12.8	9.9	230
235	12.3	14	12.2	9.7	11.2	14	12.4	9.8	10.5	13.6	12.6	9.8	9.5	12.6	12.6	9.8	8.9	12	12.6	9.8	235
240	11.1	13.5	12	9.7	10	12.9	12.2	9.7	9.4	12.3	12.4	9.7	8.3	11.3	12.4	9.7	7.8	10.8	12.4	9.7	240
245	9.9	12.6	11.8	9.6	8.9	11.7	12	9.6	8.2	11	12.2	9.6	7.2	10.1	12.1	9.6	6.7	9.6	12.2	9.6	245
250	8.8	11.3	11.6	9.5	7.7	10.5	11.7	9.5	7.1	9.9	11.8	9.5	6.1	8.9	11.2	9.5		8.4	11.1	9.5	250
255	7.7	10.2	11.4	9.4	6.6	9.3	11.3	9.5	6.1	8.7	10.9	9.5	5.1	7.8	10.4	9.4		7.3	9.9	9.5	255
260	6.6	9	10.8	9.4	5.6	8.1	10.6	9.4		7.6	10.1	9.4		6.7	9.2	9.4		6.2	8.8	9.4	260
265	5.6	7.9	10.1	9.3	4.6	7	9.4	9.3		6.5	8.9	9.3			8.1	9.3			7.6	9.3	265
270	4.5	6.8	8.9	9.3		6	8.2	9.3		5.5	7.8	9.3			7	9.3			6.5	9.1	270
275		5.8	7.8	9.3			7.1	9.3		4.5	6.7	9.2			5.9	9.2			5.5	8.6	275
280			6.6				6	8.6				8.7				8.2				7.8	280
285			5.6					7.7				7.6				7				6.6	285
290								6.5				6.5				5.9					290
295												5.3									295

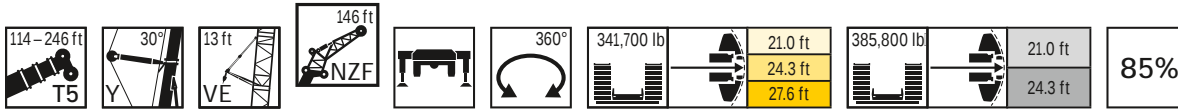
* adapter - piece d'adaptateur

Maxtab_lbf_t_275_507_01001_00_000_01003_00_000

Lifting capacities

Forces de levage

T5YVENZF 146 ft



	114 ft + 22 ft*				133 ft + 22 ft*				152 ft + 22 ft*				172 ft + 22 ft*				189 ft + 22 ft*							
	0°	10°	20°	38°	0°	10°	20°	38°	0°	10°	20°	38°	0°	10°	20°	38°	0°	10°	20°	38°				
50	41.8				39.8																50			
55	40.1				38.3				38.6													55		
60	38.4				36.8				39.4								37.3					60		
65	36.8				35.5				37.8								37					65		
70	35.3				34.2				36.3								35.6			35.3		70		
75	33.8				32.9				34.9								34.3			34.2		75		
80	32.5	27			31.7	26.2			33.6								33			33.1		80		
85	31.1	26.1			30.6	25.4			32.3	26.4							31.8			32		85		
90	29.9	25.1			29.5	24.6			31	25.5							30.7	24.8		30.9		90		
95	28.7	24.3			28.5	23.8			29.8	24.7							29.7	24.4		30	24.2	95		
100	27.6	23.4	20		27.5	23			28.8	23.9							28.7	23.6		29	23.5	100		
105	26.6	22.6	19.2		26.5	22.3	19.1		27.7	23.1	19.1						27.8	22.9		28.1	22.9	105		
110	25.6	21.8	18.5		25.6	21.6	18.4		26.8	22.4	19						26.9	22.2		27.2	22.3	110		
115	24.6	21.1	17.8		24.8	21	17.8		25.9	21.7	18.5						26	21.5	18.3	26.3	21.7	115		
120	23.7	20.3	17.2		23.9	20.3	17.2		25	21	17.9						25.2	20.9	17.8	25.5	21.1	17.7	120	
125	22.9	19.6	16.6		23.1	19.7	16.6		24.1	20.4	17.4						24.4	20.3	17.3	24.8	20.5	17.3	125	
130	22.1	18.9	16		22.4	19.1	16.1		23.3	19.8	16.8						23.7	19.8	16.8	24	20	16.9	130	
135	21.3	18.2	15.4	11.2	21.7	18.5	15.6		22.6	19.2	16.3						22.9	19.3	16.3	23.3	19.5	16.5	135	
140	20.5	17.5	14.9	10.9	20.9	17.9	15.1	11	21.9	18.6	15.7	11					22.2	18.8	15.9	22.6	18.9	16.1	140	
145	19.7	16.9	14.4	10.7	20.3	17.3	14.6	10.7	21.2	18.1	15.2	10.8					21.6	18.3	15.4	22	18.4	15.7	145	
150	19	16.3	13.9	10.4	19.6	16.7	14.1	10.4	20.5	17.6	14.8	10.6					20.9	17.8	15	21.3	18	15.2	10.6	150
155	18.3	15.7	13.5	10.2	19	16.1	13.7	10.2	19.9	17	14.3	10.4					20.3	17.3	14.5	20.7	17.5	14.8	10.4	155
160	17.6	15.1	13	9.9	18.4	15.6	13.3	10	19.3	16.5	13.9	10.2					19.7	16.8	14.1	20.2	17.1	14.4	10.2	160
165	16.9	14.5	12.6	9.7	17.8	15.1	12.9	9.8	18.7	16	13.5	10					19.1	16.4	13.7	19.6	16.7	14	10	165
170	16.2	14	12.2	9.5	17.2	14.6	12.5	9.6	18.1	15.5	13.1	9.8					18.6	15.9	13.4	19.1	16.3	13.6	9.9	170
175	15.6	13.5	11.8	9.3	16.6	14.1	12.1	9.4	17.6	15	12.7	9.6					18.1	15.5	13	18.5	15.9	13.3	9.7	175
180	15	13.1	11.4	9.1	15.9	13.6	11.8	9.2	17	14.5	12.4	9.4					17.6	15	12.6	18	15.5	12.9	9.5	180
185	14.4	12.6	11.1	9	15.3	13.2	11.5	9.1	16.5	14.1	12	9.2					17.1	14.6	12.3	17.6	15.1	12.6	9.3	185
190	13.9	12.2	10.8	8.8	14.8	12.7	11.1	8.9	15.9	13.6	11.7	9.1					16.6	14.1	12	17.1	14.7	12.2	9.2	190
195	13.4	11.8	10.6	8.7	14.3	12.4	10.9	8.8	15.4	13.2	11.4	8.9					16.1	13.7	11.7	16.6	14.2	11.9	9.1	195
200	12.9	11.4	10.3	8.5	13.8	12	10.6	8.6	14.9	12.8	11.1	8.8					15.7	13.3	11.4	16.2	13.8	11.7	8.9	200
205	12.4	11.1	10.1	8.4	13.3	11.6	10.4	8.5	14.4	12.4	10.9	8.7					15.2	12.9	11.1	15.8	13.4	11.4	8.8	205
210	11.9	10.8	9.9	8.3	12.8	11.3	10.2	8.4	13.9	12	10.6	8.5					14.7	12.5	10.9	15.4	13.1	11.1	8.7	210
215	11.5	10.5	9.7	8.2	12.4	11	10	8.3	13.4	11.7	10.4	8.4					14.3	12.2	10.6	15	12.7	10.9	8.5	215
220	11.2	10.2	9.5	8.1	12	10.7	9.8	8.2	13	11.4	10.2	8.3					13.9	11.8	10.4	14.6	12.4	10.7	8.4	220
225	10.8	10	9.3	8.1	11.6	10.5	9.6	8.1	12.6	11.1	10	8.2					13.4	11.5	10.2	14.2	12.1	10.5	8.3	225
230	10.5	9.8	9.2		11.2	10.2	9.4	8	12.2	10.8	9.8	8.1					13	11.2	10.1	13.8	11.7	10.3	8.2	230
235	10.3	9.6	9		10.9	10	9.3	8	11.8	10.5	9.6	8.1					12.6	11	9.9	13.4	11.5	10.1	8.1	235
240		9.4	8.9		10.6	9.8	9.1	8	11.4	10.3	9.5	8					12.2	10.8	9.7	12.8	11.2	10	8	240
245		9.2	8.8		10.4	9.6	9		11.1	10.1	9.3	7.9					11.8	10.5	9.5	11.8	10.9	9.8	8	245
250			8.7		10.1	9.4	8.9		10.8	9.9	9.2	7.9					11.5	10.3	9.4	10.7	10.7	9.6	7.9	250
255			8.7			9.3	8.8		10.5	9.7	9						11.1	10.1	9.2	9.6	10.5	9.5	7.8	255
260						9.1	8.7		10.3	9.5	8.9						10.8	9.9	9.1	8.6	10.2	9.3	7.8	260
265						9	8.6		10.1	9.3	8.8						10.6	9.7	9	7.5	9.9	9.2	7.7	265
270							8.6			9.2	8.7						10.3	9.5	8.9	6.4	8.8	9.1	7.7	270
275										9	8.6						10.1	9.3	8.8	5.3	7.7	9	7.7	275
280										8.9	8.6						9.9	9.2	8.7	4.3	6.6	8.4		280
285											8.5						9.7	9.1	8.6		5.5	7.5		285
290																		8.9	8.5			6.3		290
295																		8.8	8.5			5.1		295
300																			8.4					300

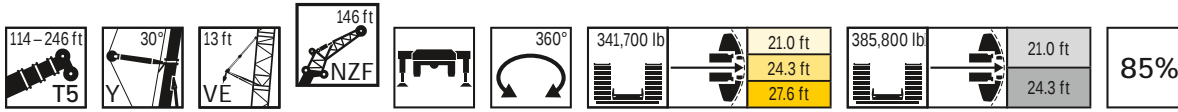
* adapter - piece d'adaptateur

Maxtab_lbft_t_275_507_01101_00_000_01103_00_000

Lifting capacities

Forces de levage

T5YVENZF 146 ft



	208 ft + 22 ft*				227 ft + 22 ft*				246 ft + 22 ft*				
	0°	10°	20°	38°	0°	10°	20°	38°	0°	10°	20°	38°	
75	34.2												75
80	33.1				32.3								80
85	32				31.4				30.1				85
90	31				30.4				29.3				90
95	30				29.5				28.4				95
100	29.1	23.6			28.6				27.7				100
105	28.2	22.9			27.8	22.5			26.9				105
110	27.3	22.3			27	21.9			26.2	21.3			110
115	26.5	21.7			26.2	21.4			25.5	20.8			115
120	25.7	21.1			25.5	20.9			24.8	20.3			120
125	25	20.6	17.3		24.7	20.3			24.1	19.8			125
130	24.2	20	16.9		24	19.8	16.7		23.5	19.4	16.3		130
135	23.6	19.5	16.5		23.4	19.3	16.3		22.9	18.9	15.9		135
140	22.9	19	16.1		22.8	18.8	15.9		22.3	18.5	15.6		140
145	22.3	18.6	15.8		22.1	18.4	15.6		21.8	18.1	15.3		145
150	21.7	18.1	15.4		21.6	18	15.3		21.3	17.7	15		150
155	21.1	17.7	15.1	10.5	21	17.6	15		20.7	17.3	14.7		155
160	20.5	17.2	14.7	10.3	20.5	17.2	14.7	10.2	20.2	16.9	14.4		160
165	19.9	16.8	14.3	10.1	20	16.8	14.3	10.1	19.7	16.5	14.1	10	165
170	19.4	16.4	14	9.9	19.5	16.4	14	9.9	19.2	16.2	13.9	9.8	170
175	18.9	16	13.6	9.8	19	16	13.7	9.7	18.8	15.9	13.6	9.6	175
180	18.4	15.7	13.3	9.6	18.5	15.7	13.4	9.6	18.4	15.5	13.3	9.5	180
185	17.9	15.3	12.9	9.4	18.1	15.3	13	9.4	17.9	15.2	13	9.4	185
190	17.5	15	12.6	9.3	17.6	15	12.7	9.3	17.5	14.9	12.7	9.2	190
195	17.1	14.6	12.3	9.2	17.2	14.7	12.4	9.1	17.1	14.6	12.4	9.1	195
200	16.6	14.3	12	9	16.8	14.4	12.1	9	16.8	14.3	12.2	9	200
205	16.2	13.9	11.7	8.9	16.4	14.1	11.8	8.9	16.4	14	11.9	8.9	205
210	15.8	13.6	11.4	8.7	16	13.8	11.6	8.8	15.9	13.8	11.6	8.7	210
215	15.4	13.2	11.2	8.6	15.6	13.5	11.3	8.6	15.2	13.5	11.4	8.6	215
220	15.1	12.9	11	8.5	15.2	13.2	11.1	8.5	14.6	13.2	11.2	8.5	220
225	14.5	12.6	10.8	8.4	14.2	12.9	10.9	8.4	13.3	12.9	11	8.4	225
230	13.8	12.2	10.6	8.3	12.9	12.5	10.7	8.3	12.1	12.7	10.8	8.3	230
235	12.8	11.9	10.4	8.2	11.7	12.3	10.5	8.2	10.9	12.4	10.6	8.2	235
240	11.6	11.6	10.2	8.1	10.5	12	10.4	8.1	9.7	12.2	10.5	8.1	240
245	10.4	11.4	10	8	9.3	11.5	10.2	8	8.6	11.3	10.3	8.1	245
250	9.3	11.1	9.9	7.9	8.2	10.9	10	7.9	7.5	10.3	10.1	8	250
255	8.2	10.5	9.7	7.9	7.1	10	9.9	7.9		9.3	10	7.9	255
260	7.1	9.8	9.6	7.8	6.1	8.8	9.7	7.8		8.2	9.7	7.8	260
265	6.1	8.7	9.4	7.8		7.7	9.6	7.8		7.2	9.3	7.8	265
270		7.6	9.2	7.7		6.7	9	7.7		6.1	8.6	7.7	270
275		6.6	8.8	7.7		5.7	8	7.6			7.5	7.6	275
280		5.6	7.7	7.6		4.7	6.9	7.6			6.5	7.6	280
285		4.6	6.6	7.6			5.9	7.6			5.5	7.6	285
290			5.6	7.6				7.3				7.3	290
295			4.5					6.8				6.5	295
300								5.6				5.6	300
305												4.5	305

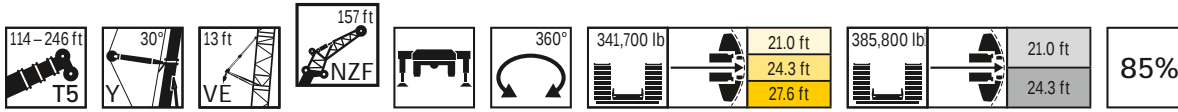
* adapter - piece d'adaptateur

Maxtab_lbf_t_275_507_01101_00_000_01103_00_000

Lifting capacities

Forces de levage

T5YVENZF 157 ft



	114 ft + 22 ft*				133 ft + 22 ft*				152 ft + 22 ft*				172 ft + 22 ft*				189 ft + 22 ft*				
	0°	10°	20°	38°	0°	10°	20°	38°	0°	10°	20°	38°	0°	10°	20°	38°	0°	10°	20°	38°	
50	37.4																				50
55	35.9				34.1				34.3												55
60	34.4				32.9				33.2												60
65	33				31.6				33.8				32.1								65
70	31.6				30.5				32.4				31.8				31.2				70
75	30.3				29.3				31.2				30.6				30.3				75
80	29.1	24.1			28.3				30				29.5				29.3				80
85	27.9	23.2			27.2	22.5			28.8	22.6			28.4				28.4				85
90	26.8	22.3			26.3	21.7			27.7	22.6			27.4				27.4				90
95	25.7	21.5			25.3	21			26.6	21.8			26.4	21.2			26.5				95
100	24.6	20.8			24.4	20.3			25.7	21.1			25.4	20.8			25.7	20.7			100
105	23.7	20			23.5	19.6			24.7	20.4			24.6	20.1			24.8	20.1			105
110	22.8	19.3	16.3		22.7	19	16.1		23.8	19.8			23.8	19.5			24	19.5			110
115	21.9	18.6	15.7		21.9	18.4	15.6		23	19.1	16.1		23	18.9			23.3	19			115
120	21.1	18	15.1		21.2	17.8	15		22.2	18.5	15.6		22.2	18.3	15.3		22.5	18.4			120
125	20.3	17.3	14.5		20.4	17.2	14.4		21.4	17.9	15.1		21.5	17.8	14.9		21.8	17.9	14.9		125
130	19.6	16.7	13.9		19.7	16.7	13.9		20.6	17.3	14.6		20.8	17.3	14.5		21.1	17.4	14.5		130
135	18.9	16.1	13.4		19.1	16.2	13.4		19.9	16.8	14.1		20.2	16.7	14.1		20.5	16.9	14.1		135
140	18.1	15.5	12.9		18.5	15.7	12.9		19.3	16.2	13.6		19.6	16.3	13.7		19.8	16.4	13.8		140
145	17.5	14.9	12.4	9.2	17.8	15.2	12.5	9.2	18.6	15.8	13.1		18.9	15.8	13.2		19.2	16	13.4		145
150	16.8	14.2	11.9	8.9	17.2	14.6	12.1	9	18	15.3	12.7	9	18.4	15.4	12.8		18.7	15.5	13		150
155	16.2	13.7	11.5	8.7	16.6	14.1	11.7	8.7	17.4	14.8	12.2	8.9	17.8	15	12.4	8.8	18.1	15.1	12.7		155
160	15.5	13.1	11.1	8.5	16.1	13.5	11.3	8.5	16.9	14.3	11.8	8.7	17.2	14.5	12	8.6	17.6	14.7	12.3	8.7	160
165	14.9	12.6	10.8	8.3	15.5	13.1	11	8.3	16.3	13.8	11.5	8.5	16.7	14.1	11.6	8.5	17.1	14.3	11.9	8.5	165
170	14.3	12	10.4	8.1	15	12.6	10.7	8.1	15.8	13.4	11.1	8.3	16.2	13.7	11.3	8.3	16.6	13.9	11.5	8.3	170
175	13.7	11.6	10.1	7.9	14.4	12.1	10.3	7.9	15.3	12.9	10.8	8.1	15.7	13.3	11	8.1	16.1	13.6	11.2	8.1	175
180	13.1	11.2	9.9	7.7	13.9	11.7	10.1	7.7	14.8	12.4	10.5	7.9	15.2	12.9	10.7	7.9	15.6	13.2	10.9	8	180
185	12.5	10.8	9.6	7.5	13.3	11.3	9.8	7.6	14.3	12	10.2	7.7	14.8	12.5	10.4	7.8	15.1	12.8	10.7	7.8	185
190	12	10.5	9.3	7.3	12.8	10.9	9.6	7.4	13.8	11.6	10	7.6	14.3	12.1	10.2	7.6	14.7	12.5	10.4	7.7	190
195	11.5	10.2	9.1	7.2	12.3	10.6	9.3	7.3	13.3	11.2	9.7	7.4	13.9	11.7	9.9	7.5	14.3	12.1	10.2	7.5	195
200	11.1	9.9	8.9	7.1	11.9	10.3	9.1	7.1	12.8	10.9	9.5	7.3	13.4	11.3	9.7	7.3	13.9	11.8	10	7.4	200
205	10.7	9.6	8.6	6.9	11.4	10	8.9	7	12.4	10.6	9.3	7.2	13	11	9.5	7.2	13.5	11.4	9.7	7.2	205
210	10.4	9.3	8.4	6.8	11	9.7	8.7	6.9	12	10.3	9	7	12.6	10.7	9.3	7.1	13.1	11.1	9.5	7.1	210
215	10	9	8.2	6.7	10.7	9.5	8.5	6.8	11.6	10	8.8	6.9	12.2	10.4	9.1	7	12.8	10.8	9.3	7	215
220	9.7	8.8	8	6.6	10.4	9.2	8.3	6.7	11.2	9.7	8.6	6.8	11.8	10.1	8.9	6.8	12.4	10.5	9.1	6.9	220
225	9.4	8.6	7.8	6.5	10	9	8.1	6.5	10.8	9.5	8.4	6.7	11.4	9.9	8.7	6.7	12.1	10.3	8.9	6.8	225
230	9.1	8.3	7.7	6.4	9.7	8.7	7.9	6.5	10.5	9.3	8.3	6.6	11.1	9.6	8.5	6.6	11.7	10	8.7	6.7	230
235	8.9	8.1	7.5	6.4	9.4	8.5	7.8	6.4	10.2	9	8.1	6.5	10.8	9.4	8.3	6.5	11.4	9.8	8.6	6.6	235
240	8.6	7.9	7.4	6.3	9.2	8.3	7.6	6.3	9.9	8.8	7.9	6.4	10.4	9.2	8.1	6.4	11.1	9.5	8.4	6.5	240
245	8.3	7.7	7.2		8.9	8.1	7.5	6.3	9.6	8.6	7.7	6.3	10.1	9	8	6.4	10.7	9.3	8.2	6.4	245
250		7.6	7.1		8.7	8	7.3	6.2	9.3	8.4	7.6	6.3	9.9	8.8	7.8	6.3	10.1	9.1	8.1	6.3	250
255		7.4	7		8.4	7.8	7.2		9.1	8.2	7.5	6.2	9.6	8.6	7.7	6.2	9.4	8.9	7.9	6.2	255
260			6.9		8.2	7.6	7.1		8.8	8	7.3	6.2	9.3	8.4	7.6	6.2	8.4	8.7	7.8	6.2	260
265			6.9			7.4	7		8.6	7.8	7.2	6.2	9.1	8.2	7.4	6.1	7.4	8.5	7.6	6.1	265
270						7.3	6.9		8.4	7.7	7.1		8.8	8	7.3	6.1	6.5	8.3	7.5	6.1	270
275						7.2	6.9		8.1	7.5	7		8.6	7.8	7.2	6.1	5.5	7.9	7.4	6	275
280							6.8			7.4	6.9		8.4	7.7	7.1		4.5	6.9	7.2	6	280
285										7.3	6.8		8.2	7.5	7			5.9	7.1	6	285
290										7.1	6.8		8	7.3	6.9				6.7		290
295											6.8		7.8	7.2	6.8				5.9		295
300														7.1	6.8				4.8		300
305														7	6.7						305
310															6.7						310
315															6.7						315

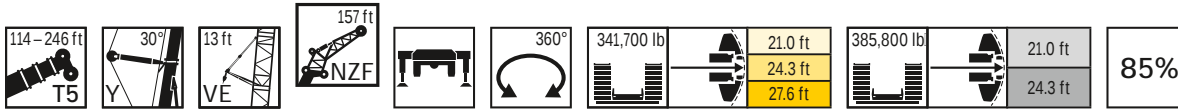
* adapter - piece d'adaptateur

Maxtab_lbf_t_275_507_01201_00_000_01203_00_000

Lifting capacities

Forces de levage

T5YVENZF 157 ft



	208 ft + 22 ft*				227 ft + 22 ft*				246 ft + 22 ft*				
	0°	10°	20°	38°	0°	10°	20°	38°	0°	10°	20°	38°	
75	30.4												75
80	29.4				28.7								80
85	28.5				27.8				27.5				85
90	27.5				26.9				26.9				90
95	26.6				26.1				26.1				95
100	25.8				25.2				25.4				100
105	24.9	20.1			24.5				24.7				105
110	24.2	19.5			23.8	19.1			24				110
115	23.4	19			23.1	18.6			23.4	19.1			115
120	22.7	18.4			22.4	18.1			22.7	18.6			120
125	22	17.9			21.7	17.6			22.1	18.1			125
130	21.3	17.4	14.4		21.1	17.2			21.5	17.7			130
135	20.7	16.9	14.1		20.5	16.7	13.9		21	17.3			135
140	20.1	16.5	13.8		19.9	16.3	13.5		20.4	16.9	14.1		140
145	19.4	16	13.4		19.4	15.9	13.2		19.9	16.5	13.8		145
150	18.9	15.6	13.1		18.8	15.5	12.9		19.4	16.1	13.5		150
155	18.4	15.2	12.8		18.3	15.1	12.6		18.9	15.7	13.3		155
160	17.8	14.8	12.5		17.8	14.7	12.3		18.4	15.4	13		160
165	17.4	14.4	12.1	8.5	17.3	14.3	12.1		18	15	12.7		165
170	16.9	14	11.8	8.3	16.9	14	11.8	8.3	17.6	14.7	12.4		170
175	16.4	13.7	11.4	8.2	16.4	13.7	11.5	8.1	17.1	14.4	12.2	8.7	175
180	16	13.4	11.1	8	16	13.3	11.2	8	16.7	14.1	11.9	8.5	180
185	15.5	13	10.9	7.9	15.6	13	10.9	7.8	16.3	13.7	11.7	8.4	185
190	15.1	12.7	10.6	7.7	15.2	12.7	10.7	7.7	15.9	13.5	11.4	8.3	190
195	14.6	12.4	10.4	7.6	14.8	12.4	10.5	7.5	15.6	13.2	11.1	8.1	195
200	14.3	12.1	10.2	7.5	14.4	12.1	10.3	7.4	15.2	12.9	10.9	8	200
205	13.9	11.8	9.9	7.3	14	11.8	10	7.3	14.8	12.6	10.7	7.9	205
210	13.5	11.5	9.7	7.2	13.6	11.6	9.8	7.2	14.4	12.3	10.5	7.7	210
215	13.2	11.2	9.5	7.1	13.3	11.3	9.6	7.1	14.1	12.1	10.3	7.6	215
220	12.8	10.9	9.3	7	13	11	9.4	7	13.7	11.8	10.1	7.5	220
225	12.5	10.6	9.1	6.8	12.6	10.8	9.3	6.8	13.3	11.6	9.9	7.4	225
230	12.2	10.4	8.9	6.7	12	10.6	9.1	6.7	12.3	11.4	9.7	7.3	230
235	11.9	10.1	8.8	6.6	11.1	10.3	8.9	6.6	11.1	11.1	9.6	7.2	235
240	11.3	9.9	8.6	6.6	10.1	10.1	8.7	6.5	9.9	10.9	9.4	7.1	240
245	10.2	9.7	8.4	6.5	9	9.9	8.6	6.5	8.8	10.7	9.2	7	245
250	9.1	9.5	8.3	6.4	7.9	9.6	8.4	6.4	7.7	10.2	9.1	6.9	250
255	8	9.3	8.1	6.3	6.8	9.2	8.2	6.3	6.7	9.5	8.9	6.9	255
260	7	8.9	8	6.2	5.8	8.7	8.1	6.2	5.7	8.7	8.8	6.8	260
265	6	8.4	7.8	6.1		7.7	8	6.2		7.7	8.6	6.7	265
270		7.7	7.7	6.1		6.6	7.8	6.1		6.6	8.3	6.6	270
275		6.6	7.6	6		5.6	7.7	6		5.7	7.9	6.6	275
280		5.6	7.3	6		4.6	7.1	6		4.7	7.2	6.5	280
285		4.6	6.9	5.9			6.1	5.9			6.2	6.5	285
290			5.9	5.9				5.9				6.4	290
295				5.9				5.9				6.3	295
300				5.9				5.6				6.2	300
305								5.1				5.4	305

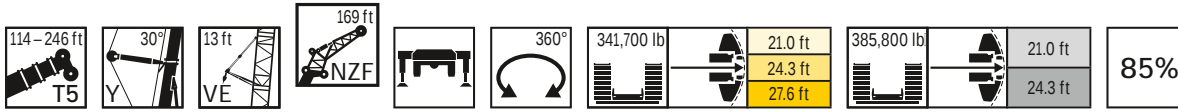
* adapter - piece d'adaptateur

Maxtab_lbf_t_275_507_01201_00_000_01203_00_000

Lifting capacities

Forces de levage

T5YVENZF 169 ft



	114 ft + 22 ft*				133 ft + 22 ft*				152 ft + 22 ft*				172 ft + 22 ft*				189 ft + 22 ft*					
	0°	10°	20°	38°	0°	10°	20°	38°	0°	10°	20°	38°	0°	10°	20°	38°	0°	10°	20°	38°		
55	32.3				30.6																55	
60	31				29.5				29.7												60	
65	29.8				28.4				30.5				28.6								65	
70	28.6				27.4				29.4				27.8								70	
75	27.4				26.4				28.2				27.7						27.1		75	
80	26.4				25.4				27.1				26.7					26.3			80	
85	25.3	21			24.5	20.2			26.1				25.7					25.5			85	
90	24.3	20.2			23.7	19.5			25.1	19.6			24.7					24.7			90	
95	23.3	19.5			22.8	18.9			24.1	19.7			23.8					23.9			95	
100	22.4	18.8			22	18.2			23.3	19			22.9	18.4				23.1			100	
105	21.5	18.1			21.2	17.6			22.4	18.4			22.1	18.1				22.3	18		105	
110	20.7	17.4			20.5	17.1			21.5	17.8			21.4	17.5				21.6	17.4		110	
115	19.9	16.8	14.2		19.8	16.5	14		20.8	17.2			20.7	16.9				20.9	16.9		115	
120	19.1	16.2	13.6		19.1	16	13.5		20	16.6	13.6		20	16.4				20.2	16.4		120	
125	18.4	15.6	13		18.4	15.5	12.9		19.3	16.1	13.5		19.3	15.9	13.2			19.6	16		125	
130	17.7	15.1	12.5		17.8	15	12.4		18.6	15.5	13		18.7	15.4	12.9			19	15.5		130	
135	17.1	14.5	12		17.2	14.5	11.9		18	15	12.6		18.1	14.9	12.5			18.4	15	12.5	135	
140	16.4	13.9	11.5		16.6	14	11.5		17.4	14.5	12.1		17.5	14.5	12.1			17.8	14.6	12.1	140	
145	15.8	13.4	11.1		16	13.5	11.1		16.8	14.1	11.7		17	14.1	11.7			17.2	14.2	11.8	145	
150	15.2	12.8	10.7		15.5	13	10.8		16.2	13.6	11.3		16.4	13.6	11.3			16.7	13.8	11.5	150	
155	14.6	12.3	10.4	7.8	14.9	12.6	10.4	7.8	15.7	13.2	10.9		15.9	13.3	11			16.2	13.4	11.1	155	
160	14	11.7	10.1	7.6	14.4	12.1	10.1	7.6	15.1	12.8	10.6	7.6	15.4	12.9	10.7			15.7	13	10.8	160	
165	13.4	11.3	9.7	7.3	13.9	11.6	9.9	7.4	14.6	12.4	10.3	7.5	14.9	12.5	10.4	7.4		15.2	12.6	10.6	165	
170	12.9	10.9	9.4	7.1	13.4	11.2	9.6	7.2	14.1	11.9	10	7.3	14.4	12.1	10.1	7.3		14.8	12.3	10.3	170	
175	12.3	10.5	9.1	7	12.9	10.8	9.3	7	13.7	11.5	9.7	7.1	14	11.8	9.8	7.1		14.3	12	10	175	
180	11.8	10.2	8.9	6.8	12.4	10.5	9	6.8	13.2	11.1	9.4	6.9	13.5	11.4	9.6	6.9		13.9	11.6	9.7	180	
185	11.3	9.8	8.6	6.6	12	10.2	8.8	6.6	12.8	10.7	9.2	6.8	13.1	11	9.3	6.8		13.4	11.3	9.5	185	
190	10.9	9.5	8.3	6.4	11.5	9.9	8.5	6.5	12.4	10.4	8.9	6.6	12.7	10.7	9.1	6.6		13	11	9.3	190	
195	10.5	9.2	8.1	6.3	11.1	9.6	8.3	6.3	11.9	10.1	8.7	6.5	12.3	10.4	8.8	6.5		12.6	10.7	9	195	
200	10.1	8.9	7.9	6.1	10.6	9.3	8.1	6.2	11.5	9.8	8.4	6.3	12	10.1	8.6	6.3		12.3	10.4	8.8	200	
205	9.7	8.6	7.7	6	10.3	9	7.9	6	11.1	9.5	8.2	6.2	11.6	9.8	8.4	6.2		11.9	10.1	8.6	205	
210	9.4	8.4	7.4	5.9	10	8.7	7.7	5.9	10.7	9.2	8	6.1	11.2	9.6	8.2	6.1		11.6	9.8	8.4	210	
215	9.1	8.1	7.2	5.7	9.7	8.5	7.5	5.8	10.4	8.9	7.8	5.9	10.9	9.3	8	6		11.2	9.6	8.2	215	
220	8.8	7.9	7	5.6	9.4	8.2	7.3	5.7	10	8.7	7.6	5.8	10.6	9.1	7.8	5.8		10.9	9.3	8	220	
225	8.5	7.6	6.9	5.5	9.1	8	7.1	5.6	9.7	8.5	7.4	5.7	10.3	8.8	7.6	5.7		10.6	9.1	7.8	225	
230	8.2	7.4	6.7	5.4	8.8	7.8	6.9	5.5	9.4	8.2	7.2	5.6	10	8.6	7.4	5.6		10.3	8.8	7.7	230	
235	7.9	7.2	6.6	5.3	8.5	7.6	6.8	5.4	9.1	8	7.1	5.5	9.7	8.3	7.3	5.5		10	8.6	7.5	235	
240	7.7	7	6.4	5.3	8.2	7.4	6.6	5.3	8.9	7.8	6.9	5.4	9.4	8.1	7.1	5.4		9.7	8.4	7.3	240	
245	7.4	6.8	6.2	5.2	8	7.1	6.5	5.2	8.6	7.6	6.8	5.3	9.1	7.9	6.9	5.3		9.5	8.2	7.1	245	
250	7.2	6.6	6.1	5.2	7.7	7	6.3	5.2	8.3	7.4	6.6	5.3	8.8	7.7	6.8	5.3		9.2	8	7	250	
255	7	6.5	6		7.5	6.8	6.2	5.1	8.1	7.2	6.5	5.2	8.6	7.5	6.6	5.2		8.9	7.8	6.8	255	
260		6.3	5.9		7.3	6.6	6.1	5.1	7.9	7	6.3	5.1	8.3	7.4	6.5	5.1		8.6	7.6	6.7	260	
265		6.1	5.8		7.1	6.5	6		7.6	6.8	6.2	5.1	8.1	7.2	6.4	5.1		8.1	7.4	6.5	265	
270		6	5.7		6.9	6.3	5.9		7.4	6.7	6.1	5	7.9	7	6.3	5		7.1	7.2	6.4	270	
275			5.7			6.2	5.8		7.2	6.5	6	5	7.6	6.8	6.1	5		6.2	7	6.3	275	
280						6.1	5.7		7	6.4	5.9		7.4	6.7	6	5		5.3	6.9	6.2	280	
285						5.9	5.7		6.8	6.2	5.8		7.2	6.5	5.9	5			6.5	6	4.9	285
290							5.6			6.1	5.7		7	6.4	5.8				5.8	6	4.9	290
295										6	5.7		6.8	6.2	5.8				4.9	5.8	4.8	295
300										5.9	5.6		6.6	6.1	5.7					5.6	4.8	300
305											5.5		6.5	6	5.6					5		305
310											5.5			5.9	5.6							310
315														5.8	5.5							315
320															5.5							320
325															5.5							325

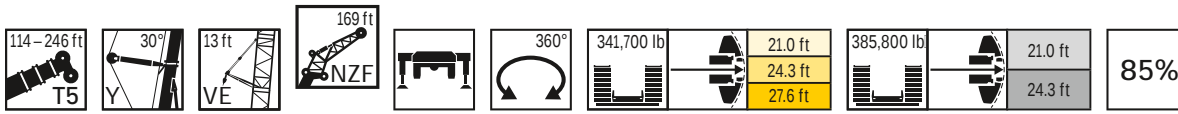
* adapter - piece d'adaptateur

Maxtab_lbf_t_275_507_01301_00_000_01303_00_000

Lifting capacities

Forces de levage

T5YVENZF 169 ft



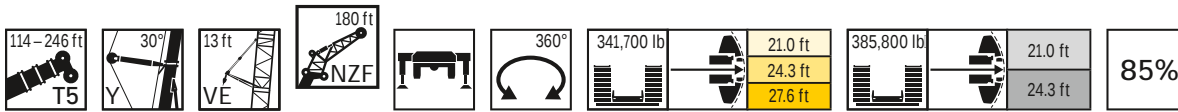
	208 ft + 22 ft*				227 ft + 22 ft*				246 ft + 22 ft*				
	0°	10°	20°	38°	0°	10°	20°	38°	0°	10°	20°	38°	
80	27.3												80
85	26.6				25.9								85
90	25.8				25.2				24.2				90
95	25				24.4				23.5				95
100	24.2				23.7				22.8				100
105	23.4				23				22.1				105
110	22.7	18.4			22.3				21.5				110
115	22	17.9			21.6	17.5			21				115
120	21.3	17.4			21	17.1			20.4	16.6			120
125	20.7	16.9			20.4	16.6			19.8	16.1			125
130	20	16.4			19.8	16.2			19.3	15.7			130
135	19.4	16	13.3		19.2	15.8			18.8	15.3			135
140	18.8	15.5	12.9		18.7	15.3	12.8		18.3	15			140
145	18.3	15.1	12.6		18.2	14.9	12.5		17.8	14.6	12.2		145
150	17.8	14.7	12.3		17.7	14.6	12.2		17.3	14.2	11.9		150
155	17.3	14.3	12		17.2	14.2	11.9		16.9	13.9	11.6		155
160	16.8	13.9	11.7		16.7	13.9	11.6		16.5	13.6	11.4		160
165	16.3	13.6	11.4		16.3	13.5	11.3		16	13.3	11.1		165
170	15.9	13.2	11.1		15.9	13.1	11.1		15.6	13	10.9		170
175	15.4	12.9	10.8	7.7	15.4	12.8	10.8		15.3	12.7	10.7		175
180	15	12.6	10.5	7.6	15	12.5	10.6	7.6	14.9	12.4	10.4		180
185	14.6	12.3	10.3	7.4	14.6	12.2	10.3	7.4	14.5	12.1	10.2	7.4	185
190	14.2	11.9	10.1	7.3	14.3	11.9	10.1	7.3	14.1	11.8	10	7.2	190
195	13.8	11.6	9.8	7.1	13.9	11.7	9.9	7.1	13.8	11.6	9.8	7.1	195
200	13.4	11.3	9.6	7	13.5	11.4	9.7	7	13.4	11.3	9.6	6.9	200
205	13	11.1	9.4	6.9	13.2	11.1	9.4	6.9	13.1	11	9.4	6.8	205
210	12.7	10.8	9.2	6.7	12.8	10.8	9.2	6.7	12.8	10.8	9.2	6.7	210
215	12.4	10.5	9	6.6	12.5	10.6	9.1	6.6	12.5	10.5	9	6.6	215
220	12	10.3	8.8	6.5	12.2	10.3	8.9	6.5	12.1	10.3	8.8	6.5	220
225	11.7	10	8.6	6.4	11.9	10.1	8.7	6.4	11.9	10.1	8.7	6.4	225
230	11.4	9.8	8.4	6.3	11.6	9.9	8.5	6.3	11.6	9.8	8.5	6.3	230
235	11.1	9.5	8.2	6.2	11.2	9.6	8.3	6.2	11	9.6	8.3	6.2	235
240	10.8	9.3	8.1	6	10.6	9.4	8.1	6.1	10.1	9.4	8.1	6.1	240
245	10.5	9.1	7.9	5.9	10	9.2	8	6	9.2	9.2	8	6	245
250	9.8	8.9	7.7	5.9	9	9	7.8	5.9	8.2	9	7.8	5.9	250
255	9.1	8.7	7.6	5.8	8	8.8	7.7	5.8	7.2	8.8	7.7	5.8	255
260	8.1	8.5	7.4	5.7	6.9	8.6	7.5	5.7	6.2	8.4	7.5	5.7	260
265	7.1	8.3	7.3	5.6	6	8.4	7.4	5.7	5.3	8	7.4	5.7	265
270	6.2	8	7.1	5.5		7.9	7.2	5.6		7.3	7.3	5.6	270
275	5.2	7.7	7	5.5		7	7.1	5.5		6.3	7.1	5.5	275
280		7	6.9	5.4		6	7	5.4			7	5.5	280
285		6	6.7	5.4		5.1	6.8	5.4			6.8	5.4	285
290		5.1	6.6	5.3			6.3	5.3			6.1	5.3	290
295		4.1	6.3	5.3			5.6	5.3			5.2	5.3	295
300			5.4	5.2				5.2				5.2	300
305				5.2				5.2				5.2	305
310				5.2				5.1				5.1	310
315								4.7					315

* adapter - piece d'adaptateur

Maxtab_lbf_t_275_507_01301_00_000_01303_00_000

Lifting capacities Forces de levage

T5YVENZF 180 ft



	114 ft + 22 ft*				133 ft + 22 ft*				152 ft + 22 ft*				172 ft + 22 ft*				189 ft + 22 ft*					
	0°	10°	20°	38°	0°	10°	20°	38°	0°	10°	20°	38°	0°	10°	20°	38°	0°	10°	20°	38°		
	NZF 180 ft																					
55	28				27.6				27.3												55	
60	27.9				26.9																60	
65	27.4				26.2				26.4					26.3							65	
70	26.5				25.2				27.1					25.6							70	
75	25.4				24.3				26.2					25.7					25		75	
80	24.4				23.5				25.2					24.7				24.3			80	
85	23.5				22.6				24.2					23.8				23.5			85	
90	22.5	18.7			21.8	18			23.3					23				22.8			90	
95	21.7	18			21.1	17.4			22.4	17.5				22.1				22.1			95	
100	20.8	17.4			20.3	16.8			21.6	17.6				21.3				21.4			100	
105	20	16.7			19.6	16.3			20.7	17				20.5	16.4			20.7			105	
110	19.2	16.1			18.9	15.7			20	16.5				19.8	16.2			20	16		110	
115	18.4	15.5			18.2	15.2			19.2	15.9				19.1	15.6			19.4	15.6		115	
120	17.7	15	12.5		17.6	14.7	12.3		18.5	15.3				18.5	15.1			18.7	15.1		120	
125	17	14.4	12		17	14.2	11.9		17.9	14.8	12			17.9	14.7			18.1	14.7		125	
130	16.4	13.9	11.4		16.4	13.7	11.4		17.3	14.3	12			17.3	14.2			17.5	14.2		130	
135	15.8	13.4	11		15.8	13.2	11		16.6	13.8	11.6			16.7	13.7	11.4		16.9	13.8		135	
140	15.2	12.9	10.6		15.2	12.8	10.6		16.1	13.3	11.2			16.1	13.3	11.1		16.4	13.4	11	140	
145	14.6	12.3	10.3		14.7	12.4	10.3		15.5	12.9	10.8			15.6	12.9	10.8		15.9	13	10.7	145	
150	14	11.8	9.9		14.2	11.9	10		14.9	12.5	10.4			15.1	12.5	10.4		15.4	12.6	10.4	150	
155	13.5	11.4	9.6		13.7	11.5	9.7		14.4	12.1	10.1			14.6	12.1	10.1		14.9	12.2	10.2	155	
160	12.9	10.9	9.3		13.2	11.1	9.3		13.9	11.7	9.8			14.2	11.7	9.8		14.4	11.9	9.9	160	
165	12.4	10.5	9	6.6	12.8	10.7	9.1	6.6	13.4	11.3	9.5			13.7	11.4	9.5		14	11.5	9.6	165	
170	11.8	10.1	8.7	6.4	12.3	10.4	8.8	6.4	13	11	9.2	6.6		13.3	11	9.2		13.5	11.2	9.3	170	
175	11.3	9.7	8.4	6.2	11.9	10	8.5	6.3	12.5	10.6	8.9	6.4		12.8	10.7	9	6.4	13.1	10.8	9	175	
180	10.9	9.4	8.1	6	11.4	9.7	8.2	6	12.1	10.3	8.7	6.2		12.4	10.4	8.7	6.2	12.7	10.5	8.8	6.2	180
185	10.5	9	7.8	5.8	11	9.4	8	5.9	11.7	9.9	8.4	6		12	10.1	8.5	6	12.3	10.2	8.6	6	185
190	10.1	8.7	7.6	5.7	10.6	9.1	7.8	5.7	11.3	9.6	8.2	5.9		11.6	9.7	8.2	5.9	11.9	9.9	8.3	5.9	190
195	9.7	8.4	7.4	5.5	10.2	8.8	7.5	5.5	10.9	9.3	7.9	5.7		11.2	9.4	8	5.7	11.5	9.6	8.1	5.8	195
200	9.3	8.1	7.1	5.3	9.9	8.5	7.3	5.4	10.5	9	7.7	5.6		10.9	9.2	7.8	5.6	11.2	9.4	7.9	5.6	200
205	9	7.9	6.9	5.2	9.5	8.2	7.1	5.2	10.1	8.7	7.5	5.4		10.5	8.9	7.6	5.4	10.9	9.1	7.7	5.4	205
210	8.7	7.6	6.7	5	9.2	8	6.9	5.1	9.8	8.4	7.2	5.3		10.2	8.6	7.4	5.3	10.5	8.8	7.5	5.3	210
215	8.4	7.3	6.5	4.9	8.9	7.7	6.7	5	9.5	8.2	7	5.2		9.8	8.3	7.2	5.2	10.2	8.5	7.3	5.2	215
220	8.1	7.1	6.3	4.7	8.6	7.5	6.5	4.9	9.1	7.9	6.8	5		9.5	8.1	6.9	5	9.9	8.3	7.1	5	220
225	7.8	6.9	6.1	4.6	8.3	7.2	6.3	4.7	8.9	7.7	6.6	4.9		9.2	7.8	6.7	4.9	9.6	8.1	6.9	4.9	225
230	7.5	6.6	5.9	4.4	8	7	6.1	4.6	8.6	7.4	6.4	4.8		8.9	7.6	6.6	4.8	9.3	7.8	6.7	4.8	230
235	7.2	6.4	5.7	4.3	7.7	6.8	6	4.5	8.3	7.2	6.3	4.6		8.6	7.4	6.4	4.7	9	7.6	6.5	4.7	235
240	6.9	6.2	5.6	4.2	7.5	6.6	5.8	4.4	8	7	6.1	4.5		8.4	7.2	6.2	4.6	8.7	7.4	6.3	4.6	240
245	6.7	6	5.4	4.2	7.2	6.4	5.6	4.3	7.7	6.7	5.9	4.4		8.1	6.9	6	4.4	8.4	7.2	6.2	4.5	245
250	6.5	5.8	5.3	4.1	7	6.2	5.5	4.2	7.5	6.5	5.7	4.3		7.8	6.7	5.9	4.3	8.2	7	6	4.4	250
255	6.2	5.6	5.1	4	6.7	6	5.3	4.1	7.2	6.3	5.6	4.2		7.6	6.5	5.7	4.2	7.9	6.8	5.9	4.2	255
260	6	5.4	5	4	6.5	5.8	5.2	4	7	6.1	5.4	4.1		7.3	6.3	5.6	4.2	7.7	6.6	5.7	4.2	260
265	5.8	5.3	4.9		6.3	5.6	5.1	4	6.7	5.9	5.3	4		7.1	6.2	5.4	4.1	7.5	6.4	5.6	4.1	265
270		5.1	4.8		6	5.4	4.9	3.9	6.5	5.7	5.1	4		6.9	6	5.3	4	7.2	6.2	5.4	4	270
275		5	4.7		5.8	5.3	4.8	3.9	6.3	5.6	5	3.9		6.6	5.8	5.1	3.9	6.6	6	5.3	3.9	275
280		4.8	4.6		5.6	5.1	4.7		6.1	5.4	4.9	3.9		6.4	5.6	5	3.9	5.7	5.9	5.1	3.8	280
285			4.5			5	4.6		5.9	5.3	4.8	3.8		6.2	5.5	4.9	3.8	4.8	5.7	5	3.8	285
290			4.5			4.8	4.5		5.7	5.1	4.7			6	5.3	4.8	3.8	3.9	5.5	4.9	3.7	290
295						4.7	4.5		5.5	5	4.5			5.8	5.2	4.7	3.8		5.1	4.8	3.7	295
300							4.4			4.8	4.5			5.6	5	4.6	3.7		4.6	4.7	3.6	300
305							4.4			4.7	4.4			5.4	4.9	4.5				4.6	3.6	305
310										4.6	4.3			5.3	4.8	4.4				4.3	3.6	310
315											4.3			5.1	4.6	4.3				3.9		315
320											4.2				4.5	4.2						320
325															4.4	4.2						325
330																4.1						330
335																4.1						335

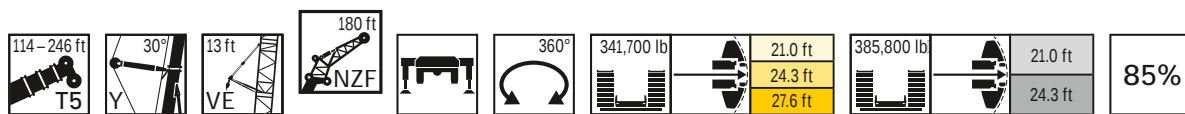
* adapter - piece d'adaptateur

Maxtab_lbft_t_275_507_01401_00_000_01403_00_000

Lifting capacities

Forces de levage

T5YVENZF 180 ft



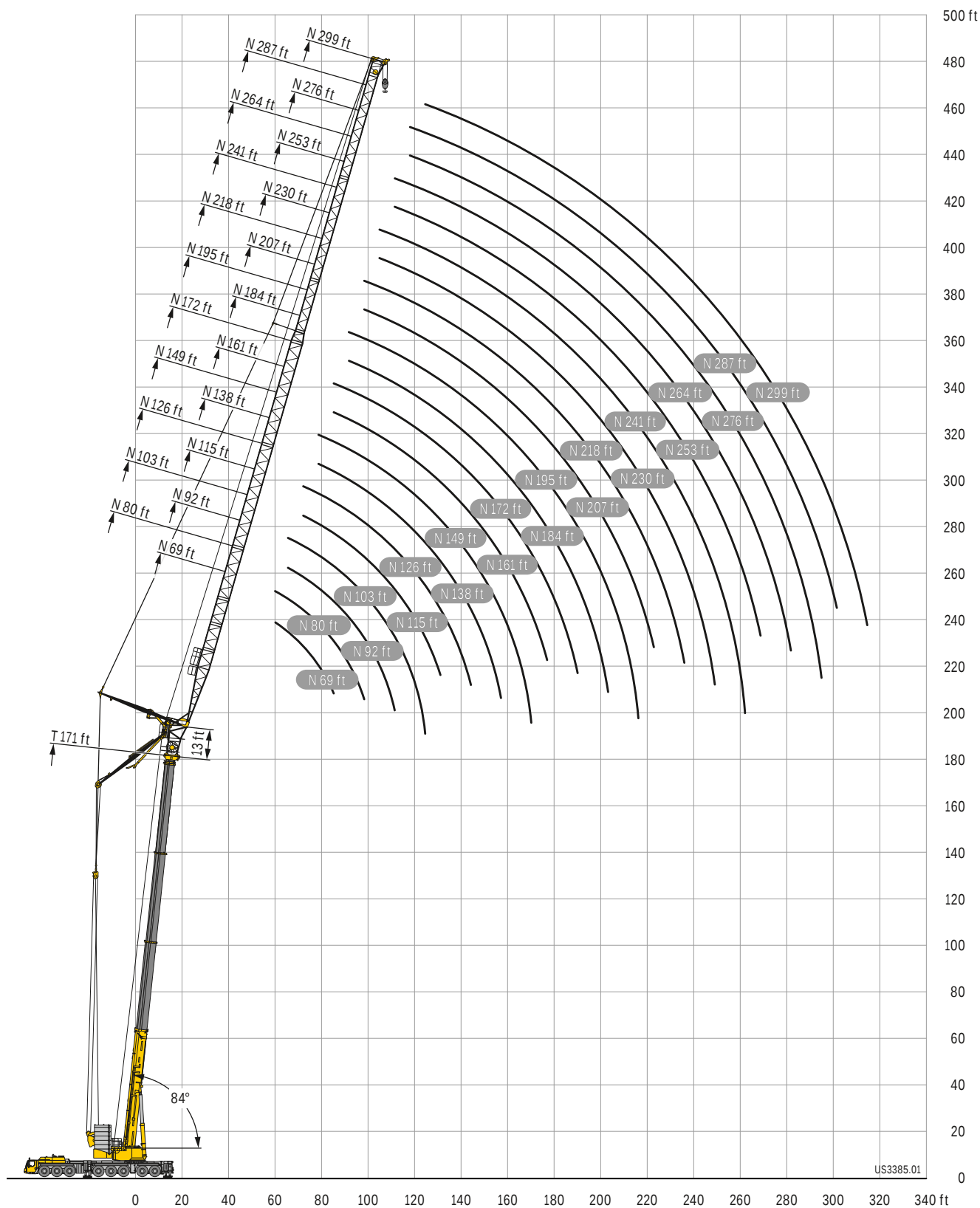
	208 ft + 22 ft*				227 ft + 22 ft*				246 ft + 22 ft*				
	0°	10°	20°	38°	NZF 180 ft				0°	10°	20°	38°	
80	24.5												80
85	23.7												85
90	22.9				22.4				21.4				90
95	22.2				21.7				20.8				95
100	21.4				21				20.1				100
105	20.8				20.3				19.6				105
110	20.1				19.7				19				110
115	19.4	15.6			19.1				18.4				115
120	18.8	15.2			18.5	14.8			17.9				120
125	18.2	14.7			18	14.4			17.4	14			125
130	17.6	14.3			17.4	14			16.9	13.6			130
135	17.1	13.9			16.9	13.6			16.4	13.2			135
140	16.6	13.5			16.4	13.3			16	12.9			140
145	16.1	13.1	10.7		15.9	12.9			15.5	12.5			145
150	15.6	12.7	10.4		15.4	12.5	10.2		15.1	12.2			150
155	15.1	12.3	10.1		15	12.2	10		14.7	11.9	9.7		155
160	14.6	11.9	9.9		14.5	11.8	9.7		14.3	11.6	9.5		160
165	14.2	11.6	9.6		14.1	11.5	9.5		13.9	11.3	9.3		165
170	13.8	11.3	9.3		13.7	11.2	9.2		13.5	11	9		170
175	13.4	11	9.1		13.3	10.9	9		13.1	10.7	8.8		175
180	13	10.7	8.9		13	10.6	8.8		12.8	10.4	8.6		180
185	12.6	10.4	8.6	6	12.6	10.3	8.5		12.4	10.2	8.4		185
190	12.2	10.1	8.4	5.9	12.2	10	8.3	5.8	12.1	9.9	8.2		190
195	11.8	9.8	8.2	5.7	11.9	9.8	8.1	5.7	11.8	9.6	8	5.6	195
200	11.5	9.5	8	5.6	11.6	9.5	7.9	5.5	11.4	9.4	7.8	5.4	200
205	11.1	9.3	7.7	5.4	11.2	9.3	7.7	5.4	11.1	9.1	7.6	5.3	205
210	10.8	9	7.5	5.3	10.9	9	7.5	5.3	10.9	8.9	7.4	5.2	210
215	10.5	8.8	7.3	5.2	10.6	8.8	7.3	5.1	10.6	8.7	7.2	5.1	215
220	10.2	8.5	7.2	5	10.3	8.5	7.1	5	10.3	8.5	7.1	4.9	220
225	9.9	8.3	7	4.9	10	8.3	7	4.9	10	8.3	6.9	4.8	225
230	9.6	8	6.8	4.8	9.7	8.1	6.8	4.8	9.7	8.1	6.7	4.7	230
235	9.3	7.8	6.6	4.7	9.5	7.9	6.6	4.7	9.5	7.8	6.6	4.6	235
240	9	7.6	6.4	4.6	9.2	7.7	6.5	4.6	9.1	7.6	6.4	4.5	240
245	8.7	7.4	6.3	4.5	8.8	7.5	6.3	4.5	8.4	7.5	6.3	4.4	245
250	8.5	7.2	6.1	4.4	8.3	7.3	6.2	4.4	7.7	7.3	6.1	4.3	250
255	8.1	7	6	4.3	7.6	7.1	6	4.3	6.8	7.1	6	4.3	255
260	7.5	6.8	5.8	4.2	6.7	6.9	5.8	4.2	5.8	6.9	5.9	4.2	260
265	6.9	6.6	5.7	4.1		6.7	5.7	4.1		6.7	5.7	4.1	265
270	5.9	6.4	5.5	4		6.5	5.6	4		6.4	5.6	4	270
275		6.2	5.4	3.9		6.4	5.4	3.9		6.1	5.5	3.9	275
280		6.1	5.3	3.8		5.7	5.3	3.8			5.3	3.8	280
285		5.9	5.2	3.8		4.9	5.2	3.8			5.2	3.8	285
290		5.1	5	3.7			5.1	3.7			5.1	3.7	290
295		4.2	4.9	3.6			5	3.7			5	3.6	295
300			4.8	3.6				3.6				3.6	300
305				3.6				3.6				3.5	305
310				3.5				3.5				3.5	310
315				3.5				3.5				3.4	315
320				3.5								3.4	320

* adapter - piece d'adaptateur

Maxtab_lbft_t_275_507_01401_00_000_01403_00_000

Lifting heights Hauteurs de levage

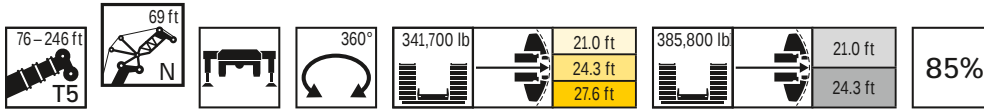
T5N



Lifting capacities

Forces de levage

T5N 69 ft



	76 ft + 13 ft*			95 ft + 13 ft*			114 ft + 13 ft*			133 ft + 13 ft*			
	84/83°	76°	66°	84/83°	76°	66°	84/83°	76°	66°	84/83°	76°	66°	
38	247												38
40	242.6												40
45	232.6			225.2			193.7						45
50	220.6			217.9			195.7			164.6			50
55	210.1			208.9			195			165.1			55
60	201.3	202.4		200.4			190			165.1			60
65	194	191.1		193.9	196		185.2			165.1			65
70	190.3	182		190	186.2		181.3			165			70
75	189.2	175.2		187.2	177.4		176.5	165.4		162.3			75
80	179.2	170.3		172.8	166.6		169.2	156.8		155.7	142.9		80
85		160.5	149.7		155.8		162	149		149.5	136.3		85
90		150.4	140.5		146.1			141.8			130.2		90
95			132.1		138.3	127.2		134			124.5		95
100			124.6			120.1		126.2			119.3		100
105			117.7			113.5			107.2		114.5		105
110						107.5			101.5				110
115						101.9				96.2		89	115
120										91.3		84.5	120
125												80.6	125
130												78.2	130

* adapter - piece d'adaptateur

Maxtab_lbft_t_275_503_00001_00_000_00003_00_000

	152 ft + 13 ft*			171 ft + 13 ft*			190 ft + 13 ft*			208 ft + 13 ft*			227 ft + 13 ft*		246 ft + 13 ft*		
	84/83°	76°	66°	84/83°	76°	66°	84/83°	76°	66°	84/83°	76°	66°	84/83°	76°	84/83°	76°	
55	132.6			103.5													55
60	132.6			103.5			81.1										60
65	132.5			103.4			80			60			38.8				65
70	129.6			103.4			78.2			59.1			43.1	29.1			70
75	126.2			101.5			76.5			57.8			42.6	29.2			75
80	122.9			99.3			74.7			56.5			41.8	29.3			80
85	117.7	93.3		97.3			72.9			55.2			40.9	29.4			85
90	114.7	107.4		95.5			71.1			53.8			40	29.4			90
95		102.9			81.6		68.5			51.6			39.1	28.7			95
100		99			78.4			50.6					37.3	27.5			100
105		95.6			75.5			57.5									105
110		93			72.8			55.3			41.1						110
115					70.5			53.3			39.5						115
120								51.8			38			27.7			120
125			76.7								36.7			26.6			125
130			72.9													18	130
135			69.3			51.3											135
140						49.2											140
145						47.3				35.8							145
150										34.3							150
160												21.5					160

* adapter - piece d'adaptateur

Maxtab_lbft_t_275_503_00001_00_000_00003_00_000

Lifting capacities Forces de levage

T5N 80 ft



	76 ft + 13 ft*			95 ft + 13 ft*			114 ft + 13 ft*			133 ft + 13 ft*			
	84/83°	76°	66°	84/83°	76°	66°	84/83°	76°	66°	84/83°	76°	66°	
45	219.7			204.5									45
50	210.7			202.3			176.4						50
55	200.1			195.7			177.2			149.5			55
60	190.8			188.9			174.9			149.5			60
65	183.2	185.5		182			170.5			149.5			65
70	177.2	175.6		175.9	178.9		166.7			149.5			70
75	172.9	167.3		171.4	170.8		163.4			148.4			75
80	169.4	160.5		168.5	163.6		160.8	153.2		146.5			80
85	167.8	155.5		165.9	155.5		156.5	145.8		144.2	132.8		85
90	157.4	150.4	139.1	156	146		150	138.9		138.7	127.1		90
95		141.6	131.7	138.8	137.4		144.1	132.6		133.6	121.7		95
100		133.5	124.3		130.4	119.6		126.2		129.1	116.7		100
105			117.6		123.3	113.1		119.3			112		105
110			111.4			107.2		113	101.1		107.7		110
115			105.7			101.9			95.9		102.9		115
120						96.9			91.1			84.1	120
125						92.1			86.6			80.1	125
130									82.5			76.2	130
135												73.4	135
140												71.4	140

* adapter - piece d'adaptateur

Maxtab_lbf_t_275_503_00101_00_000_00103_00_000

	152 ft + 13 ft*			171 ft + 13 ft*			190 ft + 13 ft*			208 ft + 13 ft*			227 ft + 13 ft*			246 ft + 13 ft*		
	84/83°	76°	66°	84/83°	76°	66°	84/83°	76°	66°	84/83°	76°	66°	84/83°	76°	66°	84/83°	76°	
55	120.8																	55
60	120.8			94.5														60
65	120.8			94.5			73.3											65
70	120.8			94			72.7			53.6			38.8			24.2		70
75	119			93.7			71.5			53.2			38.6			24.3		75
80	116.1			92.8			70.1			52.3			38.2			24.3		80
85	113.4			91.2			68.6			51.3			37.9			24.4		85
90	110	87.5		89.5			67.1			50.1			37.2			24.6		90
95	106.1	99.5		87.8			65.6			49.1			36.4			24.7		95
100	103.8	95.8		86.3	76.6		64.2			48			35.6			24.8		100
105		92.4		83.1	73.8		61.6	47.2		46.9			34.8			24.5		105
110		89.2			71			53.7		45.1			33.4			24		110
115		86.5			68.6			51.7			37.9							115
120		84.4			66.3			49.9			36.6							120
125					64.3			48.2			35.2			25.3				125
130			72.2					46.7			34			24.4				130
135			68.7								32.9			23.4			15.8	135
140			65.5			49							22.6				15.2	140
145			62.5			46.9											14.6	145
150						45				25.8								150
155						43.4				32.5								155
160										31.1								160
165										16								165
170												20						170
175														8.2				175
180														10.4				180

* adapter - piece d'adaptateur

Maxtab_lbf_t_275_503_00101_00_000_00103_00_000

Lifting capacities

Forces de levage

T5N 92 ft

	76 ft + 13 ft*			95 ft + 13 ft*			114 ft + 13 ft*			133 ft + 13 ft*			
	84/83°	76°	66°	84/83°	76°	66°	84/83°	76°	66°	84/83°	76°	66°	
45	202.3												45
50	196.5			184.4									50
55	189.1			180.4			159.5			135.4			55
60	181.4			175			159.2			135.4			60
65	173.8			169.9			156.5			135.4			65
70	167.5	168.9		165.1			153.3			135.4			70
75	162.3	160.8		160.6	161.4		150.1			135.3			75
80	158.7	154		156.4	155.9		147.5			133.6			80
85	155.5	148.1		153.7	150		145.3	141.5		131.9			85
90	154	143.5		152.2	144.6		143.6	135.2		130.5	122.8		90
95	147.6	139.8		146.2	136.7		139.3	129.3		128.3	117.9		95
100	138.9	133	123.4	138.1	128.9		133.9	123.8		123.7	113.2		100
105	115.6	125.7	116.8	126.6	122.8		128.4	118.5		119.5	108.8		105
110		119.1	110.7		116.4	106.4	121.5	112.5		115.8	104.7		110
115		113	105.1		110.5	101.1		106.8			100.9		115
120			100		105	96.1		101.6	90.2		97.2		120
125			95.2			91.5		96.7	85.9		92.7		125
130			90.7			87.2			81.8			75.4	130
135						83.2			78.1			71.8	135
140									74.5			69	140
145									71.1			66.7	145
150												65	150

* adapter - piece d'adaptateur

Maxtab_lbft_t_275_503_00201_00_000_00203_00_000

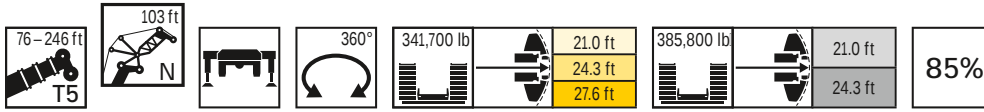
	152 ft + 13 ft*			171 ft + 13 ft*			190 ft + 13 ft*			208 ft + 13 ft*			227 ft + 13 ft*			246 ft + 13 ft*		
	84/83°	76°	66°	84/83°	76°	66°	84/83°	76°	66°	84/83°	76°	66°	84/83°	76°	66°	84/83°	76°	
60	109.4																	60
65	109.4			85.9			66.3											65
70	109.4			85.4			65.9			48.3								70
75	109.4			84.4			65.4			48			34.3			20.3		75
80	108.6			83.7			64.7			47.6			34.1			20.3		80
85	106.5			83.3			63.6			47.3			33.8			20.4		85
90	104.2			82.7			62.4			46.4			33.5			20.5		90
95	102	81.2		81.7			61.1			45.5			33.2			20.6		95
100	98.2	91.1		80.3			59.9			44.5			32.6			20.7		100
105	96.1	88.3		79	70.6		58.7			43.6			32			20.8		105
110	94.4	85.5		77.8	68.3		57.6	43.2		42.7			31.3			21		110
115		82.8		75.2	66		56.6	49.4		41.8			30.6			21.1		115
120		80.4			63.8			47.8		40.1	34.6		29.2			20.7		120
125		78.3			61.8			46.1			33.4					19.6		125
130		76.7			60			44.6			32.2					22.6		130
135					58.4			43.2			31.1					21.7		135
140			64.7					41.8			30					20.9		140
145			61.8								29					20.1		145
150			59			43.9										19.3		150
155			56.4			42.2												155
160			54			40.5												160
165						39.1												165
170																		170
175																		175
180																		180
185																	8.8	185
190																	8.5	190

* adapter - piece d'adaptateur

Maxtab_lbft_t_275_503_00201_00_000_00203_00_000

Lifting capacities Forces de levage

T5N 103 ft



	76 ft + 13 ft*			95 ft + 13 ft*			114 ft + 13 ft*			133 ft + 13 ft*			
	84/83°	76°	66°	84/83°	76°	66°	84/83°	76°	66°	84/83°	76°	66°	
50	182												50
55	176.4			165.8			145.2						55
60	170.3			161.9			145.2			123.8			60
65	164.6			157.7			143.7			123.9			65
70	158.9			153.7			141			124.1			70
75	153.5	154.9		149.8			138.5			124.1			75
80	148.7	148.3		146.2	146.5		135.9			122.8			80
85	144.9	142.2		142.9	142.2		133.7			121			85
90	142.3	136.9		140.3	138		131.8	130.4		119.6			90
95	140.3	132.6		138.3	133.7		130.3	126.3		118.2	113.4		95
100	139	128.9		136.7	128.4		129	121.1		117.2	109.1		100
105	131.9	125.3	116.4	130.8	121.5		125.4	116.2		114.6	105.1		105
110	124.4	119.2	110.4	124	116.3		120.9	111.6		110.8	101.2		110
115	111.7	113.2	104.9	117.5	110.5	100.8	115.5	106.5		107.4	97.6		115
120		107.7	99.8		105.2	95.9	109.8	101.3		104.3	94.1		120
125		102.6	95.2		100.2	91.3		96.6	85.3		90.9		125
130			90.8		95.6	87.1		92.1	81.3		87.9		130
135			86.8			83.2		88	77.6		84.1	71.3	135
140			82.9			79.5			74.2		80.4	67.9	140
145						76.1			70.8			65.4	145
150									67.7			63.2	150
155									64.8			61.3	155
160												59.6	160

* adapter - piece d'adaptateur

Maxtab_lbft_t_275_503_00301_00_000_00303_00_000

	152 ft + 13 ft*			171 ft + 13 ft*			190 ft + 13 ft*			208 ft + 13 ft*			227 ft + 13 ft*			246 ft + 13 ft*			
	84/83°	76°	66°	84/83°	76°	66°	84/83°	76°	66°	84/83°	76°	66°	84/83°	76°	66°	84/83°	76°	66°	
65	100.9			76.8															65
70	100.9			78.2			60												70
75	100.9			77.7			59.8			43.7			30.8						75
80	100.9			77.2			59.5			43.5			30.8			17.5			80
85	100			76.1			59.1			43.2			30.6			17.5			85
90	98.2			75.3			58.3			42.9			30.4			17.6			90
95	96.2			75			57.3			42.4			30.2			17.7			95
100	94.3			74.6			56.3			41.7			29.9			17.8			100
105	91.3	84		74			55.2			41			29.6			17.9			105
110	89.4	81.9		73	66		54.2			40.2			29.1			18.1			110
115	87.6	79.6		71.8	64.2		53.2			39.4			28.5			18.2			115
120	86.2	77.4		70.9	62.2		52.2	46.2		38.6			27.9			18.4			120
125	85.3	75.2		70.2	60.3		51.4	44.6		37.9	32		27.3			18.4			125
130		73.3			58.4		49.4	43.2		36.3	30.9		26.9			18.2			130
135		71.6			56.7			41.7			29.9		25.5	20.6		17.3			135
140		70.2			55.2			40.4			28.9			19.8					140
145		69.4	61.2		53.8			39.2			27.9			19.1			12.1		145
150			58.5		52.8			38.1			26.9			18.4			11.6		150
155			56			42.1					26.1			17.7			11.2		155
160			53.6			40.5								17			10.8		160
165			51.4			38.9			21								10.4		165
170			49.3			37.5			27.1										170
175						36.3			26										175
180						35.3			25					15.6					180
185									24					14.9					185
190														14.2					190
195														13.7					195
200																5.8			200
205																7.5			205
210																7.2			210
																		2.9	205
																		2.7	210

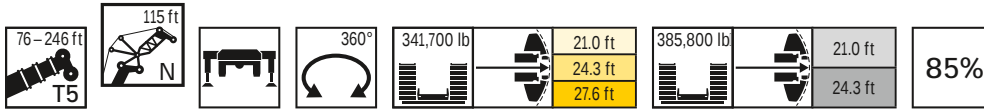
* adapter - piece d'adaptateur

Maxtab_lbft_t_275_503_00301_00_000_00303_00_000

Lifting capacities

Forces de levage

T5N 115 ft



	76 ft + 13 ft*			95 ft + 13 ft*			114 ft + 13 ft*			133 ft + 13 ft*			
	84/83°	76°	66°	84/83°	76°	66°	84/83°	76°	66°	84/83°	76°	66°	
55	161.5			151.3									55
60	158.4			148.8			131.6						60
65	153.6			145.6			131.2			112.5			65
70	148.9			142.3			129.4			112.5			70
75	144.6			139			127.2			112.5			75
80	140.2	140.8		135.7			125.1			112.1			80
85	136.1	136.1		132.7	132.9		123			110.9			85
90	132.4	131.1		130.1	129.3		121			109.7			90
95	129.7	126.4		127.7	125.9		119.4	118.3		108.2			95
100	127.8	122.3		125.8	122.6		117.9	115.8		107.1	104.1		100
105	126.7	118.9		124.3	119.5		116.8	112.3		106.2	100.4		105
110	124.2	116.1		122.5	114.5		115.2	108.1		105.3	96.8		110
115	117.8	112.6	104.1	117	109.5		112.2	104.1		102.3	93.5		115
120	111.3	107.2	99	111.4	104.2	93.2	108.5	100.3		99.2	90.2		120
125	100.9	102.1	94.4	106.1	99.4	90.2	104.4	96		96.2	87.2		125
130		97.5	90.1	100.6	94.8	86	99.6	91.6		80.4	84.3		130
135		93.2	86.1		90.6	82.1		87.6	76.8	91.6	81.6		135
140			82.4		86.7	78.5		83.8	73.4		79	66.7	140
145			78.9			75.2		80.2	70.1		76.2	63.8	145
150			75.5			71.9			67		72.9	61.5	150
155						68.9			64.1			59.4	155
160						65.9			61.5			57.4	160
165									58.9			55.7	165
170												53.9	170
175												51.7	175

* adapter - piece d'adaptateur

Maxtab_lbft_t_275_503_00401_00_000_00403_00_000

	152 ft + 13 ft*			171 ft + 13 ft*			190 ft + 13 ft*			208 ft + 13 ft*			227 ft + 13 ft*			246 ft + 13 ft*		
	84/83°	76°	66°	84/83°	76°	66°	84/83°	76°	66°	84/83°	76°	66°	84/83°	76°	66°	84/83°	76°	
65	92																	65
70	92.1			70.9														70
75	92.2			70.7			53.9			39.2								75
80	92.3			70.4			53.6			39			25.7			14		80
85	92.1			70			53.4			38.8			25.9			14.1		85
90	91.5			69.4			53.1			38.6			26			14.2		90
95	90			68.3			52.7			38.3			26.1			14.2		95
100	88.5			67.6			52			38.1			25.9			14.3		100
105	86.9	76.7		67.3			51.1			37.6			25.7			14.4		105
110	85.3	78		67.1			50.2			37			25.5			14.5		110
115	82.5	75.7		66.7	60.8		49.3			36.3			25.2			14.6		115
120	81	73.3		65.9	59.4		48.5			35.6			24.8			14.7		120
125	79.6	71.4		65	57.8		47.6	42.3		35			24.3			14.9		125
130	78.4	69.6		64.2	56.1		46.8	41.1		34.3	29		23.9			15.1		130
135	77.5	67.8		63.6	54.5		46.1	39.8		33.7	28		23.4			15.3		135
140		66.2			52.9		44.4	38.5		33.1	27.1		22.9	17.8		15.3		140
145		64.8			51.5			37.3			26.2		21.9	17.2		14.6		145
150		63.7	43.9		50.1			36.2			25.3			16.6			10.2	150
155		63	55		48.9			35.1			24.4			16			9.9	155
160			52.9		47.9	31.5		34.2			23.6			15.4			9.6	160
165			50.7			37.9		33.3			22.8			14.8			9.2	165
170			48.6			36.4					22.2			14.2			8.9	170
175			46.7			35.1								13.8			8.6	175
180			44.8			33.8											8.3	180
185						32.7												185
190						31.7												190
195																		195
200																		200
205																		205
210																		210

* adapter - piece d'adaptateur

Maxtab_lbft_t_275_503_00401_00_000_00403_00_000

Lifting capacities

Forces de levage

T5N 126 ft



	76 ft + 13 ft*			95 ft + 13 ft*			114 ft + 13 ft*			133 ft + 13 ft*			
	84/83°	76°	66°	84/83°	76°	66°	84/83°	76°	66°	84/83°	76°	66°	
55	149.4												55
60	146			135									60
65	142.2			133.5			118.1			102.1			65
70	138.6			131			117.5			102			70
75	135.1			128.4			116.6			101.8			75
80	131.8			125.9			114.9			101.7			80
85	128.2	127.7		123.3			113.3			101.3			85
90	125.2	124		120.9	120.3		111.7			100.5			90
95	122.5	120.4		118.8	117.5		110.1			99.5			95
100	120.2	116.9		116.9	114.7		108.7	107.2		98.3			100
105	118.4	113.5		115.4	112.2		107.4	105.3		97.4	95.6		105
110	117.2	110.5		114.4	109.8		106.5	103.4		96.6	92.9		110
115	116.8	108		113.7	107.3		105.9	100.2		96	89.8		115
120	112.2	105.9	98.3	110.9	103.2		104.2	96.7		95	86.8		120
125	106.4	101.5	93.6	106	99		100.9	93.4		92.2	84		125
130	99.9	96.9	89.4	101.2	94.5	85.5	97.9	90.2		89.5	81.3		130
135	91.8	92.7	85.4	96.7	90.4	81.7	94.7	86.9		87.1	78.7		135
140		88.7	81.7	91.9	86.5	78.1	90.7	83.2	72.6	84.8	76.2		140
145		85	78.2		82.9	74.7		79.7	69.3	82.9	73.9		145
150		81.4	75		79.5	71.6		76.4	66.3		71.8	60.5	150
155			71.9			68.5		73.3	63.5		69.7	57.8	155
160			68.9			65.7			60.8		66.7	55.9	160
165						63			58.3			54.2	165
170						60.5			56			52.5	170
175									53.7			51.1	175
180									51.6			49.1	180
185												47.2	185

* adapter - piece d'adaptateur

Maxtab_lbf_t_275_503_00501_00_000_00503_00_000

	152 ft + 13 ft*			171 ft + 13 ft*			190 ft + 13 ft*			208 ft + 13 ft*			227 ft + 13 ft*			246 ft + 13 ft*		
	84/83°	76°	66°	84/83°	76°	66°	84/83°	76°	66°	84/83°	76°	66°	84/83°	76°	66°	84/83°	76°	
70	83.4																	70
75	83.4																	75
80	83.4			64.4			48.9											80
85	83.4			64.3			48.7			35.2			18.7					85
90	83.4			64			48.6			35			22.4			11.3		90
95	83.4			63.6			48.4			34.8			22.5			11.4		95
100	82.4			63.2			48.1			34.6			22.6			11.4		100
105	81.3			62.5			47.9			34.4			22.7			11.5		105
110	81.3			61.6			47.4			34.2			22.9			11.5		110
115	80	69.2		60.7			46.8			33.9			22.8			11.6		115
120	78.8	71.9		60.5			46			33.6			22.7			11.7		120
125	76.4	70.2		60.3	55.8		45.2			33			22.4			11.8		125
130	75.1	68.2		60.1	54.6		44.5			32.4			22.2			11.9		130
135	73.9	66.2		59.8	53.4		43.8	38.8		31.8			21.9			12		135
140	72.9	64.6		59	52.1		43	37.8		31.3			21.5			12.2		140
145	72	63.2		58.4	50.7		42.4	36.8		30.7	25.5		21.1			12.3		145
150	71.4	61.8		58	49.3		41.8	35.7		30.2	24.7		20.6	15.9		12.5		150
155		60.6		56.3	48.1		41.4	34.6		29.7	23.9		20.2	15.4		12.7		155
160		59.5			46.9			33.6		28.3	23.1		19.2	14.8		12.8	9	160
165		58.7	51		45.8			32.6			22.3			14.2		12	8.7	165
170		58.2	49.5		44.8			31.7			21.5			13.7			8.4	170
175			47.9		43.9	35.4		30.9			20.9			13.1			8.1	175
180			46			34		30.2			20.2			12.6			7.7	180
185			44.1			32.8					19.5			12.1			7.4	185
190			42.4			31.7								11.6			7.2	190
195			40.8			30.6											6.9	195
200			39.2			29.7												195
205						28.8												200
210																		205
215																		210
220																		215
225																		220
230																		225

* adapter - piece d'adaptateur

Maxtab_lbf_t_275_503_00501_00_000_00503_00_000

Lifting capacities

Forces de levage

T5N 138 ft

	76 ft + 13 ft*			95 ft + 13 ft*			114 ft + 13 ft*			133 ft + 13 ft*			
	84/83°	76°	66°	84/83°	76°	66°	84/83°	76°	66°	84/83°	76°	66°	
60	133.8												60
65	131.3			120.4			106.3						65
70	128.4			119.5			105.7			91.9			70
75	125.4			118.1			105.1			91.8			75
80	122.5			116.2			104.6			91.5			80
85	119.8			114.1			103.9			91.2			85
90	117.2	116.3		112.1			102.7			90.9			90
95	114.8	113.2		110.2	109.2		101.5			90.6			95
100	112	110.1		108.1	106.9		100.2			90			100
105	110	107.4		106.5	104.7		98.7	97.4		89.4			105
110	108.4	104.7		105	102.5		97.7	95.9		88.7	86.3		110
115	107.1	102.1		103.9	100.4		96.8	94.4		87.7	86		115
120	106.1	99.8		103.1	98.5		96.1	93		87.1	84.9		120
125	104.9	97.7	92.5	102.6	96.6		95.6	91.4		86.7	82.7		125
130	100.5	95.7	88.5	101	93.4		95.2	89.5		86.4	80.2		130
135	95.8	92.1	84.7	96.5	89.4	80.5	93.6	85.7		85.3	77.8		135
140	90.8	88.1	81	92.1	85.6	77	90.4	81.7		83	75.4		140
145	81	84.5	77.5	88	82	73.7	86.3	78.8	68.6	80.9	73.2		145
150	71	81	74.3	81.7	78.7	70.5	83	75.9	65.6	79	70.5		150
155		77.8	71.2		75.5	67.5	79.6	72.8	62.7	76.7	67.4	56.7	155
160		74.7	68.3		72.6	64.7		69.8	60.1		64.7	54.3	160
165			65.5		69.7	62.1		67	57.6		63	52.4	165
170			62.9			59.6		64.2	55.3		60.7	50.7	170
175			60.4			57.3			53.1		58.3	49.2	175
180						55.1			51.1			47.8	180
185									49.1			46.7	185
190									47.2			44.9	190
195												43.2	195

* adapter - piece d'adaptateur

Maxtab_lbft_t_275_503_00601_00_000_00603_00_000

	152 ft + 13 ft*			171 ft + 13 ft*			190 ft + 13 ft*			208 ft + 13 ft*			227 ft + 13 ft*			246 ft + 13 ft*		
	84/83°	76°	66°	84/83°	76°	66°	84/83°	76°	66°	84/83°	76°	66°	84/83°	76°	66°	84/83°	76°	
75	75.4			55.5														75
80	75.4			58.2			43.8											80
85	75.3			58.1			43.8			31.2			18.7			8.2		85
90	75.3			57.9			43.7			31.1			18.8			8.2		90
95	75.3			57.6			43.5			30.9			18.9			8.2		95
100	75.3			57.3			43.4			30.8			18.9			8.2		100
105	75			57			43.1			30.6			19.1			8.2		105
110	74.6			56.2			42.8			30.4			19.2			8.2		110
115	73.7	62.4		55.4			42.3			30.2			19.3			8.2		115
120	72.6	66.6		54.5			41.8			30			19.5			8.2		120
125	71.5	65.1		54.2	51.1		41.2			29.6			19.5			8.2		125
130	70.5	63.5		54	50.2		40.5			29.1			19.4			8.2		130
135	68.4	61.9		53.9	49.2		39.9	35.3		28.6			19.2			8.2		135
140	67.4	60.2		53.8	48.1		39.3	34.4		28.1			18.9			8.2		140
145	66.5	58.6		53.4	47		38.7	33.6		27.6	22.8		18.5			8.2		145
150	65.8	57.2		52.9	45.9		38.1	32.6		27.1	22.1		18.1	13.7		8.2		150
155	65.3	56.1		52.5	44.7		37.6	31.7		26.6	21.3		17.8	13.2		8.2		155
160	65.1	55		51.1	43.6		37.2	30.8		26.2	20.6		17.4	12.7		8.2	7.5	160
165		54.2	47.4		42.6		35.8	29.9		25	19.9		17.1	12.2		8.2	7.2	165
170		53.4	45.5		41.6			29.1			19.2			11.7		8.2	6.9	170
175		53	44.2		40.8	25.9		28.3			18.6			11.3			6.6	175
180		53	42.8		40	31.9		27.5			18			10.8			6.3	180
185			41.4			30.8		26.9			17.4			10.5			6.1	185
190			39.8			29.7					16.8			10.1			5.8	190
195			38.3			28.6					19.2			9.8			5.5	195
200			36.8			27.7					18.4						5.2	200
205			35.4			26.9					17.7			9.4				205
210						26.1					17			9				210
215											16.4			8.6			3.7	215
220											15.8			8.2			3.5	220
225														7.8			3.2	225
230																	3	230
235																	2.7	235

* adapter - piece d'adaptateur

Maxtab_lbft_t_275_503_00601_00_000_00603_00_000

Lifting capacities

Forces de levage

T5N 149 ft

	76 ft + 13 ft*			95 ft + 13 ft*			114 ft + 13 ft*			133 ft + 13 ft*			
	84/83°	76°	66°	84/83°	76°	66°	84/83°	76°	66°	84/83°	76°	66°	
	N 149 ft												
65	120.1			109.2			96						65
70	118.3			108.6			95.6						70
75	116			108			95.3			82.7			75
80	113.6			106.9			95			82.7			80
85	111.2			105.3			94.4			82.6			85
90	109			103.6			93.3			82.3			90
95	106.9	106		102			92.3			82			95
100	104.9	103.5		100.5	99.3		91.3			81.5			100
105	102.5	101		98.9	97.5		90.4	88.5		80.9	77.9		105
110	100.8	98.6		97.2	95.7		89.1	87.5		80.3	78.3		110
115	99.4	96.4		96	93.9		88.2	86.2		79.4	77.6		115
120	98.3	94.3		95	92.2		87.6	85		79	76.6		120
125	97.5	92.5		94.2	90.6		87.1	83.9		78.7	74.8		125
130	96.5	90.7		93.6	89.1		86.8	82.6		78.4	72.6		130
135	94.5	89.2	83.4	93.4	87.8		86.5	81		77.6	70.6		135
140	90.4	87.2	80.1	91.7	84.5		85	77.5		75.7	68.6		140
145	86.2	83.9	76.9	88	81.6	73.2	82.2	74.1	55.5				145
150	82.2	80.5	73.7	84.4	78.5	70.2	78.8	71.6	62				150
155	74.1	77.3	70.6	81.1	75.4	67.2	76.3	69.4	59.4				155
160	67.7	74.3	67.7	75.1	72.4	64.4	73.3	66.6	57				160
165		71.5	65		69.6	61.8		64	54.7				165
170		68.7	62.5		66.9	59.4		61.5	52.5				170
175			60		64.3	57		59.1	50.5				175
180			57.7			54.9			48.6				180
185			55.6			52.8			46.8				185
190						50.9			45				190
195						48.9			43.4				195
200													200
205													205
210													210

* adapter - piece d'adaptateur

Maxtab_lbf_t_275_503_00701_00_000_00703_00_000

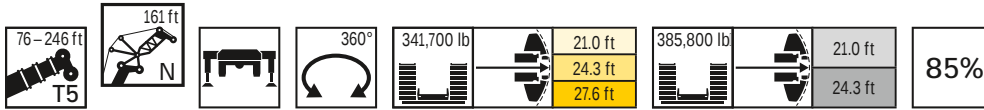
	152 ft + 13 ft*			171 ft + 13 ft*			190 ft + 13 ft*			208 ft + 13 ft*			227 ft + 13 ft*			246 ft + 13 ft*		
	84/83°	76°	66°	84/83°	76°	66°	84/83°	76°	66°	84/83°	76°	66°	84/83°	76°	66°	84/83°	76°	
	N 149 ft																	
75	68.3																	75
80	68.2			53														80
85	68.2			53.1			39.5			27.8								85
90	68.2			52.9			39.5			27.7			16			6.2		90
95	68.2			52.8			39.4			27.5			16.1			6.2		95
100	68.2			52.5			39.4			27.4			16.2			6.2		100
105	68.1			52.3			39.3			27.2			16.3			6.3		105
110	68.1			52			39.1			27.1			16.4			6.3		110
115	68.1			51.5			38.9			26.9			16.6			6.4		115
120	67.7	56.5		51			38.6			26.8			16.7			6.5		120
125	67	61.7		50.3			38.2			26.6			16.9			6.6		125
130	66.2	60.4		49.5	47		37.7			26.4			17			6.7		130
135	65.3	59.1		49.1	46.3		37.2			26.1			17.1			6.8		135
140	64.3	57.8		48.9	45.5		36.6	32.4		25.7			17			6.8		140
145	62.5	56.5		48.8	44.6		36.1	31.6		25.2			16.8			7		145
150	61.7	55.1		48.8	43.7		35.5	30.9		24.8	20.4		16.5			7.1		150
155	61	53.6		48.7	42.7		35	30.1		24.4	19.9		16.2	12		7.2		155
160	60.4	52.3		48.4	41.8		34.5	29.3		23.9	19.3		15.9	11.6		7.4		160
165	60	51.2		48	40.8		34.1	28.5		23.5	18.6		15.5	11.2		7.5		165
170	59.9	50.4		47.9	39.9		33.8	27.7		23.2	18		15.2	10.8		7.7	6.1	170
175		49.7	42.9		39		32.5	26.9		22.1	17.4		15	10.4		7.9	5.8	175
180		49.1	41.2		38.1			26.2			16.8		14	10.1		7.9	5.6	180
185		48.8	39.9		37.4	29.9		25.5			16.3			9.7			5.3	185
190		48.7	38.7		36.7	28.9		24.8			15.7			9.4			5.1	190
195			37.6		36.2	27.9		24.2	18.3		15.2			9			4.8	195
200			36.2			26.9		23.7			14.7			8.7			4.6	200
205			34.9			26					14.3			8.4			4.3	205
210			33.6			25.1											4.1	210
215			32.3			24.4												215
220						23.7												220
225						23.1												225
230														2.5				230
235																		235
240																		240

* adapter - piece d'adaptateur

Maxtab_lbf_t_275_503_00701_00_000_00703_00_000

Lifting capacities Forces de levage

T5N 161 ft



	76 ft + 13 ft*			95 ft + 13 ft*			114 ft + 13 ft*			133 ft + 13 ft*			
	84/83°	76°	66°	84/83°	76°	66°	84/83°	76°	66°	84/83°	76°	66°	
	N 161 ft												
70	107.9			98.2									70
75	106.9			97.7			86.4			75			75
80	105.1			97.2			86.1			74.9			80
85	103.1			96.5			85.8			74.8			85
90	101.1			95.5			85.5			74.7			90
95	99.1			94.1			85.1			74.6			95
100	97.3	96.6		92.8			84.6			74.4			100
105	95.6	94.4		91.4	90		83.8			74.3			105
110	93.9	92.4		90.1	88.8		82.9			74.1			110
115	92.1	90.3		88.8	87.3		82.1	80.1		73.8			115
120	90.7	88.4		87.5	85.7		81.1	79.4		73.5	69.8		120
125	89.6	86.7		86.5	84.3		80.2	78.5		73	70.5		125
130	88.8	85		85.7	82.9		79.6	77.5		72.2	70.5		130
135	88.1	83.5		85.1	81.6		79.1	76.5		71.8	69.9		135
140	87.8	82.2	78.5	84.7	80.4		78.8	75.5		71.4	69.1		140
145	85.9	81	75.5	84.5	79		78.6	74.5		71.2	67.2		145
150	82.2	79.5	72.7	83	76.6	68.5	78.3	72.9		71	65.3		150
155	78.5	76.7	69.9	80	74	66	76.9	70		70.1	63.5		155
160	75.2	73.8	67.1	77.2	71.5	63.4	74.8	67.1	58.3	68.5	61.8		160
165	69.1	71	64.4	74.1	68.8	60.8	71.8	64.7	55.9	66.9	60.1		165
170	64.5	68.3	61.8	69	66.1	58.4	69.4	62.9	53.6	65.4	58.5	47.9	170
175		65.7	59.4	63.1	63.6	56.1	67.3	60.7	51.5	64.1	56.2	46.4	175
180		63.2	57.2		61.2	53.9		58.3	49.5	62.1	54.1	44.6	180
185			55		58.8	51.9		56.1	47.6		52.2	43.2	185
190			53			50		54	45.8		50.9	42	190
195			51.1			48.2			44.1		49.3	40.9	195
200						46.4			42.5			39.9	200
205						44.7			40.9			38.7	205
210									39.4			37.3	210
215												35.9	215
220												34.6	220

* adapter - piece d'adaptateur

Maxtab_lbf_t_275_503_00801_00_000_00803_00_000

	152 ft + 13 ft*			171 ft + 13 ft*			190 ft + 13 ft*			208 ft + 13 ft*			227 ft + 13 ft*		246 ft + 13 ft*		
	84/83°	76°	66°	84/83°	76°	66°	84/83°	76°	66°	84/83°	76°	66°	84/83°	76°	84/83°	76°	
	N 161 ft																
80	61.6																80
85	61.6			47.9			35.3										85
90	61.5			48			35.3			24.1			12.7				90
95	61.5			47.9			35.3			24.2			12.8		3.4		95
100	61.5			47.8			35.2			24.3			12.8		3.4		100
105	61.5			47.6			35.2			24.2			12.9		3.5		105
110	61.5			47.4			35.1			24.1			13		3.5		110
115	61.5			47.1			35			24			13.1		3.6		115
120	61.5			46.8			34.9			23.8			13.2		3.7		120
125	61.4	50.9		46.4			34.7			23.7			13.4		3.7		125
130	61.2	56.7		45.9			34.5			23.5			13.5		3.8		130
135	60.7	55.7		45.3	42.3		34.1			23.4			13.7		3.9		135
140	60	54.6		44.6	42.2		33.6			23.2			13.8		3.9		140
145	59.3	53.4		44	41.6		33.2	29.2		22.9			14		4		145
150	57.9	52.3		44	40.8		32.7	28.5		22.5			14.1		4.2		150
155	56.8	51.1		44	40		32.2	27.9		22.2	18		14.1		4.3		155
160	56.2	49.9		43.9	39.3		31.7	27.2		21.8	17.5		14		4.4		160
165	55.6	48.7		43.9	38.5		31.2	26.5		21.4	17		13.7	9.9	4.5		165
170	55.1	47.5		43.8	37.6		30.9	25.9		21	16.5		13.4	9.6	4.7		170
175	54.7	46.4		43.5	36.8		30.5	25.1		20.7	15.9		13.1	9.2	4.8	3.9	175
180	54.6	45.6	40.5	43.4	36		30.2	24.4		20.4	15.3		12.8	8.9	5	4.1	180
185		45	38.9	42.2	35.2		29	23.7		20	14.8		12.5	8.6	5.2	4.1	185
190		44.5	37.4		34.4	27.6		23.1		19.1	14.3		11.7	8.3	5.3	4	190
195		44.2	35.9		33.8	26.6		22.4			13.8			7.9		3.7	195
200		44.1	34.7		33.2	25.7		21.9	10.5		13.3			7.6		3.5	200
205			33.7		32.7	24.8		21.3	15.6		12.8			7.3		3.2	205
210			32.8			23.9		20.9	14.9		12.4			7		2.9	210
215			31.8			23.1			14.2		12	7.2		6.7		2.7	215
220			30.6			22.3			13.6					6.6		2.4	220
225			29.4			21.6			13					6.5		2.2	225
230						21			12.5					6.2			230
235						20.4			12					5.8			235
240									11.6					5.5			240
245									6.9					5.2			245
250														5			250

* adapter - piece d'adaptateur

Maxtab_lbf_t_275_503_00801_00_000_00803_00_000

Lifting capacities Forces de levage

T5N 172 ft

	76 ft + 13 ft*			95 ft + 13 ft*			114 ft + 13 ft*			133 ft + 13 ft*			
	84/83°	76°	66°	84/83°	76°	66°	84/83°	76°	66°	84/83°	76°	66°	
70	98.3												70
75	97.7			89			78.6						75
80	96.9			88.5			78.4			68.1			80
85	95.6			88.1			78.2			68			85
90	94			87.6			78			67.8			90
95	92.4			87			77.7			67.7			95
100	90.9			85.9			77.4			67.6			100
105	89.4	88.1		84.8			77.1			67.5			105
110	88	86.4		83.8			76.6			67.4			110
115	86.8	84.7		82.8	81		76			67.3			115
120	85.6	83.1		81.9	79.8		75.3	73		67.2			120
125	84	81.5		80.6	78.6		74.7	72.6		67.1	63.3		125
130	83	80.1		79.8	77.4		74.1	71.9		66.8	63.4		130
135	82.3	78.7		79.1	76.3		73.3	71.1		66.6	63.6		135
140	81.8	77.5		78.6	75.2		72.9	70.3		66.2	63.7		140
145	81.4	76.4	73.9	78.2	74.3		72.6	69.5		65.6	63.5		145
150	81	75.6	71.5	78	73.4		72.4	68.8		65.4	62.6		150
155	78.9	74.8	68.8	78	72.5	64.7	72.3	68		65.3	61		155
160	75.5	73	66.3	76.1	70	62.4	71.8	66.7		65.1	59.4		160
165	72.4	70.5	63.9	73.5	67.8	60.1	70.5	64.5	55.3	64.1	57.8		165
170	68.4	68	61.5	71.2	65.5	57.9	68.8	62	53.6	62.6	56.3		170
175	61.7	65.4	59.1	68	63.3	55.7	66.5	59.5	51.5	61.3	54.9	44.9	175
180	57.9	63	56.8	62.8	60.9	53.5	63.9	57.8	49.5	60	53.5	43.4	180
185	46.1	60.7	54.7	57.1	58.6	51.5	62.4	56.2	47.6	58.9	51.7	42.1	185
190		58.5	52.7		56.5	49.6	54.9	54.2	45.8	57.5	49.8	40.8	190
195		56.3	50.8		54.5	47.8		52.2	44.1		48	39.6	195
200			49		52.5	46.1		50.3	42.5		46.7	38.7	200
205			47.3			44.5		48.5	41		45.6	37.8	205
210			45.6			42.9			39.5			36.9	210
215						41.4			38.1			35.6	215
220									36.8			34.4	220
225									35.5			33.1	225
230												32	230

* adapter - piece d'adaptateur

Maxtab_lbf_t_275_503_00901_00_000_00903_00_000

	152 ft + 13 ft*			171 ft + 13 ft*			190 ft + 13 ft*			208 ft + 13 ft*			227 ft + 13 ft*		
	84/83°	76°	66°	84/83°	76°	66°	84/83°	76°	66°	84/83°	76°	66°	84/83°	76°	
85	55.9			41.4											85
90	55.9			43.8			32								90
95	55.9			43.8			31.9			21.2			10.5		95
100	55.9			43.8			31.9			21.3			10.6		100
105	55.9			43.7			31.8			21.5			10.6		105
110	55.8			43.5			31.8			21.6			10.7		110
115	55.8			43.4			31.7			21.7			10.8		115
120	55.8			43.1			31.7			21.6			10.9		120
125	55.8			42.9			31.6			21.5			11		125
130	55.8	46.2		42.7			31.5			21.3			11.1		130
135	55.8	52		42.4			31.4			21.2			11.2		135
140	55.7	51.4		41.8	38.3		31.1			21.1			11.3		140
145	55.4	50.5		41.3	38.2		30.8			20.9			11.4		145
150	54.9	49.5		40.7	38.1		30.4	26.7		20.7			11.6		150
155	54.2	48.6		40.2	37.7		30	26.1		20.5			11.8		155
160	52.9	47.6		39.9	37		29.6	25.6		20.2	16.3		11.9		160
165	52.3	46.7		39.8	36.4		29.1	25		19.8	15.9		12.1		165
170	51.8	45.7		39.8	35.7		28.8	24.4		19.5	15.4		12.1	8.9	170
175	51.4	44.7		39.8	35		28.4	23.8		19.2	14.9		11.8	8.6	175
180	51	43.8		39.8	34.3		28	23.2		18.9	14.5		11.6	8.3	180
185	50.8	42.9	29.9	39.8	33.7		27.8	22.6		18.6	14		11.4	8	185
190	50.6	42.1	36.9	39.8	33		27.5	22		18.2	13.5		11.1	7.7	190
195		41.7	35.6	38.9	32.3		27.4	21.4		18	13		10.9	7.4	195
200		41.4	34.2		31.7	24.8		20.8		17.1	12.5		10.3	7.1	200
205		41.2	32.9		31.1	23.9		20.3			12.1			6.8	205
210		40.9	31.7		30.6	23.1		19.8	14.2		11.7			6.6	210
215			30.6		30.3	22.3		19.4	13.6		11.3			6.3	215
220			29.7			21.6		19	13		11			6	220
225			29			20.9			12.4		10.7			5.8	225
230			28.1			20.3			11.9					5.5	230
235			27.1			19.7			11.4					5.5	235
240			26.1			19.2			11					5.2	240
245						18.7			10.6					4.8	245
250									10.3					4.6	250
255									10					4.3	255
260														4.1	260

* adapter - piece d'adaptateur

Maxtab_lbf_t_275_503_00901_00_000_00903_00_000

Lifting capacities

Forces de levage

T5N 184 ft

	76 ft + 13 ft*			95 ft + 13 ft*			114 ft + 13 ft*			133 ft + 13 ft*			
	84/83°	76°	66°	84/83°	76°	66°	84/83°	76°	66°	84/83°	76°	66°	
75	88.5												75
80	87.9			80.3			70.9						80
85	87.3			79.8			70.7			61.4			85
90	86.6			79.4			70.5			61.3			90
95	85.2			79			70.3			61.2			95
100	83.9			78.6			70			61.1			100
105	82.6			78			69.7			61			105
110	81.4	80.1		77.2			69.5			60.9			110
115	80.2	78.6		76.3	74.2		69.3			60.7			115
120	79	77.2		75.4	73.7		68.8			60.6			120
125	78	75.8		74.5	72.8		68.4	65.6		60.6			125
130	76.6	74.5		73.8	71.7		67.9	65.6		60.5	56.8		130
135	75.7	73.2		72.7	70.7		67.4	65.3		60.4	57		135
140	75	72.1		72.1	69.8		66.7	64.8		60.3	57.1		140
145	74.4	71		71.5	68.8		66.2	64		60.1	57.2		145
150	74.1	70		71.1	68		65.8	63.4		59.7	57.3		150
155	73.8	69.2	66.6	70.9	67.2		65.6	62.8		59.3	57.1		155
160	73.8	68.5	64.5	70.8	66.5		65.5	62.1		59.2	56.3		160
165	71.4	67.8	62.2	70.8	65.6	58.9	65.5	61.4		59.1	54.9		165
170	68.5	66.3	60	69.8	63.6	56.8	65.1	60.2		59	53.4		170
175	65.7	64.2	58	67.4	61.8	54.8	63.9	58.5	49.6	58	52.1		175
180	62.5	62.1	55.9	65.4	60	52.9	62.5	56.4	48.2	56.7	50.8		180
185	56.7	59.9	53.8	62.9	58.1	50.9	60.9	54.3	46.6	55.5	49.5	40.3	185
190	53.9	57.7	51.8	58	56.1	49	58.7	52.3	44.8	54.4	48.2	38.7	190
195	45.3	55.7	49.9	54.6	54	47.2	56.8	51	43.1	53.4	47.1	37.7	195
200		53.7	48.1		52.1	45.5	53	49.6	41.6	52.4	45.4	36.7	200
205		51.8	46.5		50.3	43.9		47.8	40		43.8	35.8	205
210			44.9		48.5	42.4		46.2	38.6		42.2	35	210
215			43.3			40.9		44.5	37.2		41.3	34.2	215
220			41.8			39.5			35.9		40.2	33.5	220
225						38.1			34.6			32.6	225
230									33.4			31.5	230
235									32.2			30.3	235
240												29.3	240

* adapter - piece d'adaptateur

Mxatab_lbrft_t_275_503_01001_00_000_01003_00_000

	152 ft + 13 ft*			171 ft + 13 ft*			190 ft + 13 ft*			208 ft + 13 ft*			227 ft + 13 ft*		
	84/83°	76°	66°	84/83°	76°	66°	84/83°	76°	66°	84/83°	76°	66°	84/83°	76°	
85	50.7														85
90	50.7			39.3											90
95	50.7			39.4			28.4			17.7					95
100	50.6			39.4			28.3			17.7			7.6		100
105	50.6			39.4			28.3			17.8			7.6		105
110	50.6			39.4			28.3			18			7.7		110
115	50.5			39.3			28.2			18.1			7.8		115
120	50.5			39.1			28.2			18.2			7.8		120
125	50.5			38.9			28.1			18.4			7.9		125
130	50.5			38.8			28.1			18.5			8		130
135	50.5	41.6		38.6			28			18.6			8.1		135
140	50.5	47.2		38.4			27.9			18.5			8.2		140
145	50.5	47.1		38	34.2		27.8			18.4			8.3		145
150	50.5	46.6		37.5	34.2		27.5			18.3			8.5		150
155	50.3	45.8		37.1	34.1		27.3	23.8		18.1			8.6		155
160	50	44.9		36.6	34		26.9	23.3		18			8.7		160
165	49.5	44.1		36.1	33.7		26.6	22.8		17.8	14.1		8.9		165
170	48.3	43.3		35.7	33.1		26.2	22.3		17.5	13.7		9		170
175	47.8	42.5		35.6	32.5		25.9	21.8		17.2	13.3		9.2	7.3	175
180	47.3	41.7		35.6	31.9		25.5	21.2		16.9	12.9		9.4	7.1	180
185	46.9	40.8		35.6	31.4		25.2	20.7		16.6	12.4		9.6	6.8	185
190	46.6	40		35.6	30.8		24.9	20.2		16.3	12		9.6	6.6	190
195	46.4	39.2	33.6	35.6	30.2		24.6	19.7		16	11.6		9.5	6.3	195
200	45.9	38.5	32.7	35.6	29.6		24.4	19.1		15.8	11.2		9.4	6	200
205	45.3	37.8	31.8	35.1	29	22.6	24.2	18.6		15.5	10.8		9.2	5.8	205
210		37.5	30.6		28.5	21.8	23.3	18.1		14.7	10.5		9	5.5	210
215		37.4	29.5		28	21		17.6			10.1		8.4	5.3	215
220		36.8	28.3		27.6	20.3		17.2	11.7		9.8		8	5	220
225		36.1	27.3		27.2	19.6		16.8	11.2		9.6			4.8	225
230			26.3		27	18.9		16.4	10.7		9.3			4.5	230
235			25.5			18.3		16	10.3		9	4.5		4.2	235
240			24.9			17.7		15.8	10			4.1		4	240
245			24.2			17.2		15.6	9.6			3.8			245
250			23.3			16.7		15.4	9.2			3.5			250
255						16.2		15.2	8.9			3.2			255
260						15.9		15	8.6			2.9			260
265								14.8	8.3			2.6			265
270								14.6				2.3			270

* adapter - piece d'adaptateur

Mxatab_lbrft_t_275_503_01001_00_000_01003_00_000

Lifting capacities

Forces de levage

T5N 195 ft

	76 ft + 13 ft*			95 ft + 13 ft*			114 ft + 13 ft*			133 ft + 13 ft*			152 ft + 13 ft*			171 ft + 13 ft*			190 ft + 13 ft*			208 ft + 13 ft*			
	84/83°	76°	66°	84/83°	76°	66°	84/83°	76°	66°	84/83°	76°	66°	84/83°	76°	66°	84/83°	76°	66°	84/83°	76°	66°	84/83°	76°	66°	
80	80			73.1																					80
85	79.5			72.8			64.2			55.5															85
90	79			72.3			64			55.5			46.3												90
95	78.5			72			63.8			55.5			46.2			35.8			25.8						95
100	77.6			71.7			63.7			55.5			46.2			35.8			25.8			15.3			100
105	76.5			71.4			63.5			55.5			46.1			35.9			25.7			15.4			105
110	75.4			71			63.3			55.5			46.1			35.9			25.7			15.5			110
115	74.4	73.2		70.3			63			55.5			46.1			35.9			25.6			15.6			115
120	73.4	72.1		69.6	67.1		62.9			55.4			46			35.9			25.6			15.8			120
125	72.4	70.9		68.9	66.9		62.6			55.3			46			35.8			25.5			15.9			125
130	71.5	69.7		68.2	66.5		62.3	59.2		55.2			46			35.7			25.5			16			130
135	70.7	68.6		67.5	65.8		62.1	59.2		55.1	51.9		46			35.5			25.4			16.1			135
140	70	67.5		66.9	64.9		61.7	59.2		55.1	51.9		46	37.8		35.4			25.4			16.3			140
145	68.8	66.4		66	64		61.3	59.2		55	52		46	42.8		35.2			25.4			16.4			145
150	68.3	65.5		65.6	63.2		60.9	58.7		54.9	52.1		46	42.9		35	31.1		25.3			16.4			150
155	67.9	64.6		65.2	62.5		60.3	58.2		54.8	52.3		46	43		34.6	31.4		25.1			16.4			155
160	67.6	63.8	62.2	64.9	61.8		60.1	57.6		54.7	52.4		46	42.7		34.3	31		24.9	21.9		16.3			160
165	67.5	63.2	60.9	64.7	61.2		59.9	57.1		54.2	52.1		46	41.9		33.9	30.9		24.7	21.5		16.2			165
170	67.3	62.6	59.3	64.6	60.7	55.9	59.8	56.7		54.1	51.5		45.9	41.2		33.4	30.9		24.4	21		16.1	12.7		170
175	65.9	62.2	57.5	64.6	60.3	53.9	59.8	56.1		54.1	50.3		45.5	40.5		33.1	30.7		24.1	20.6		15.8	12.3		175
180	63.7	61.5	55.6	64.5	58.6	52.1	59.5	55.1	47.1	54.1	49.1		44.4	39.8		32.7	30.2		23.8	20.1		15.6	12		180
185	61.2	59.6	53.8	62.2	56.9	50.4	58.7	53.8	45.3	53.4	47.9		44	39.1		32.4	29.7		23.5	19.7		15.4	11.6		185
190	58.4	57.8	52	60.2	55.3	48.7	57.5	52.1	44	52.3	46.7	38.9	43.6	38.4		32.4	29.2		23.2	19.2		15.1	11.3		190
195	53.5	55.9	50.1	58.1	53.8	47	56.3	50.3	42.8	51.2	45.6	37.4	43.3	37.7		32.4	28.7		22.9	18.7		14.8	10.9		195
200	50.9	53.9	48.3	54.1	52	45.3	54.6	48.5	41.3	50.3	44.5	36	43.1	37	31.3	32.4	28.2		22.6	18.3		14.6	10.6		200
205	44.3	52.1	46.6	51.6	50.2	43.7	52.7	47	39.8	49.4	43.5	34.6	42.9	36.3	30.5	32.4	27.7		22.4	17.8		14.3	10.3		205
210		50.3	45	42.9	48.5	42.2	50.9	45.9	38.4	48.5	42.4	33.8	42.2	35.7	29.7	32.4	27.2	15.4	22.2	17.4		14.1	10		210
215		48.3	43.5		46.9	40.7		44.6	37	47.8	41.1	33	41.6	35.1	28.9	32.4	26.7	20.5	22	16.9		13.9	9.7		215
220			42		45.3	39.3		43	35.7		39.6	32.3		34.7	28.1		26.2	19.8	21.2	16.5		13.7	9.3		220
225			40.6			38		41.6	34.5		38.3	31.5		34.4	27.1		25.8	19.1		16	11.1		9.1		225
230			39.2			36.7			33.3		37.6	30.7		33.8	26.1		25.4	18.4		15.7	10.6		8.8		230
235						35.5			32.2			30		33.2	25.1		25.1	17.8		15.3	10.2		8.5		235
240						34.3			31.1			29.2			24.2		24.9	17.2		15	9.9		8.2	3.7	240
245									30			28.1			23.3			16.6		14.8	9.5		8	3.3	245
250												27.2			22.6			16.1			9.2		7.8	3	250
255												26.2			22.1			15.6			8.8			2.8	255
260															21.5			15.1			8.5			2.5	260
265																		14.8			8.2				265
270																		14.4			7.9				270
275																					7.7				275

* adapter - piece d'adaptateur

Maxtab_lbf_t_275_503_01101_00_000_01103_00_000

Lifting capacities

Forces de levage

T5N 207 ft

	76 ft + 13 ft*			95 ft + 13 ft*			114 ft + 13 ft*			133 ft + 13 ft*			152 ft + 13 ft*			171 ft + 13 ft*			190 ft + 13 ft*			208 ft + 13 ft*		
	84/83°	76°	66°	84/83°	76°	66°	84/83°	76°	66°	84/83°	76°	66°	84/83°	76°	66°	84/83°	76°	66°	84/83°	76°	66°	84/83°	76°	
80	72.8																							80
85	72.2			66			58.1																	85
90	71.8			65.7			58			50.7														90
95	71.3			65.4			57.8			50.6			41.6			30.2								95
100	70.8			65			57.6			50.5			41.6			32			22.6					100
105	70.3			64.7			57.4			50.4			41.6			32			22.7			12.3		105
110	69.5			64.4			57.2			50.3			41.6			32.1			22.7			12.3		110
115	68.6			64.1			57.1			50.2			41.5			32.1			22.7			12.4		115
120	67.7	66.2		63.8			56.9			50.1			41.5			32.1			22.6			12.5		120
125	66.9	65.6		63.3	60.4		56.7			50			41.5			32.1			22.6			12.7		125
130	66	64.6		62.7	60.4		56.5			49.9			41.4			32.1			22.6			12.8		130
135	65.2	63.6		62.1	60.2		56.4	53.2		49.8			41.4			32			22.5			12.9		135
140	64.4	62.6		61.5	59.8		56.2	53.2		49.7	46.6		41.4			31.9			22.5			13		140
145	63.8	61.7		60.9	59.1		55.8	53.2		49.6	46.6		41.4	33.9		31.8			22.4			13.1		145
150	62.8	60.8		60.4	58.4		55.6	53.2		49.6	46.6		41.4	38.3		31.6			22.4			13.3		150
155	62.3	60		59.6	57.7		55.4	53.2		49.6	46.6		41.4	38.5		31.5	27.6		22.3			13.5		155
160	61.8	59.2		59.3	57.1		54.8	52.9		49.5	46.6		41.4	38.5		31.2	28.4		22.3			13.6		160
165	61.5	58.4	57	59	56.5		54.5	52.4		49.5	46.6		41.4	38.6		31	27.9		22.2	19.4		13.7		165
170	61.3	57.8	56	58.7	55.9		54.4	52		49.4	46.6		41.4	38.3		30.7	27.5		22.1	19		13.7		170
175	61.2	57.3	54.9	58.6	55.4	51.9	54.3	51.6		49.1	46.6		41.4	37.7		30.3	27.4		21.8	18.6		13.7	10.8	175
180	61	56.9	53.6	58.6	55	50.5	54.2	51.1		49	46.3		41.4	37.1		30	27.4		21.5	18.2		13.6	10.5	180
185	59.9	56.5	52.2	58.6	54.6	48.6	54.2	50.7	44.2	49	45.3		41.2	36.5		29.6	27.2		21.2	17.8		13.4	10.2	185
190	57.9	56	50.5	58.4	53.5	47.1	53.9	49.8	42.4	48.9	44.2		40.2	35.9		29.3	26.8		20.9	17.4		13.2	9.9	190
195	55.7	54.5	48.9	56.9	52	45.6	53.3	48.6	40.8	48.3	43.1	36.1	39.9	35.3		28.9	26.4		20.7	17		13	9.7	195
200	53.3	52.8	47.3	55	50.2	44.2	52.2	47.4	39.4	47.4	42.1	34.9	39.6	34.7		28.9	26		20.4	16.6		12.7	9.4	200
205	49.3	51.2	45.7	53	49	42.7	51.2	45.9	38.3	46.4	41.1	33.6	39.3	34.1		28.9	25.5		20.2	16.2		12.5	9.1	205
210	46.5	49.6	44.1	49.8	47.7	41.3	50.1	44.3	37.3	45.6	40.1	32.3	39.1	33.5	27.5	28.9	25.1		19.9	15.8		12.3	8.8	210
215	41.8	47.9	42.6	47.6	46.1	39.8	48.5	42.8	36.1	44.8	39.2	31.1	38.7	32.9	26.8	28.9	24.7		19.7	15.4		12.1	8.5	215
220		46.3	41.2	41	44.5	38.4	46.9	41.5	34.8	44	38.4	30.3	38.1	32.1	26.1	28.9	24.2	18.4	19.5	14.9		11.9	8.3	220
225		44.8	39.8		43.1	37.1		40.7	33.6	43.4	37.5	29.7	37.5	31.5	25.4	28.9	23.8	17.8	19.4	14.5		11.7	8	225
230		41.2	38.4		41.6	35.9		39.5	32.4		36.2	29		31.3	24.7	28.7	23.3	17.1	19.3	14.1	5.6	11.5	7.7	230
235			37.2		40.2	34.6		38.1	31.3		35	28.4		30.8	24		23	16.5		13.7	9.2	10.9	7.5	235
240												33.8		27.3			22.6	15.9		13.4	8.8		7.2	240
245														26.6			22.4	15.3		13	8.5		6.9	245
250														29.6			22.3						6.7	250
255																	22.2	14.8		12.7	8.2		6.5	255
260																		14.2		12.5	7.8		6.3	260
265																								265
270																								270
275																								275
280																								280
285																								285
290																								290

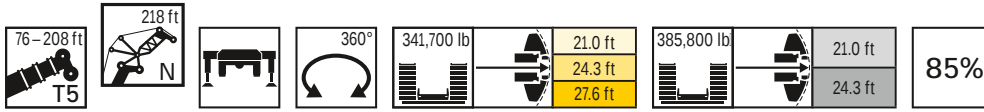
* adapter - piece d'adaptateur

Mxxtab_lbf_t_275_503_01201_00_000_01203_00_000

Lifting capacities

Forces de levage

T5N 218 ft



	76 ft + 13 ft*			95 ft + 13 ft*			114 ft + 13 ft*			133 ft + 13 ft*			152 ft + 13 ft*			171 ft + 13 ft*			190 ft + 13 ft*			208 ft + 13 ft**			
	N 218 ft																								
	84/83°	76°	66°	84/83°	76°	66°	84/83°	76°	66°	84/83°	76°	66°	84/83°	76°	66°	84/83°	76°	66°	84/83°	76°	66°	84/83°	76°		
85	65.7																								85
90	65.1			59.6			52.8																		90
95	64.7			59.3			52.7			45.8			37.5												95
100	64.2			58.9			52.5			45.8			37.6			28.6									100
105	63.7			58.5			52.3			45.7			37.6			28.6			19.5				7		105
110	63.3			58.2			52.1			45.6			37.6			28.7			19.6				7.1		110
115	62.9			57.9			51.9			45.5			37.5			28.7			19.7				7.1		115
120	62.3			57.5			51.7			45.3			37.5			28.8			19.8				7.2		120
125	61.6	59.8		57.2			51.4			45.2			37.4			28.8			19.9				7.2		125
130	60.8	59.5		56.9	54.4		51.2			45.1			37.4			28.7			20				7.3		130
135	60.1	58.8		56.6	54.4		50.9			45.1			37.4			28.7			20				7.4		135
140	59.4	58		56.2	54.3		50.8	48.3		45			37.3			28.7			19.9				7.5		140
145	58.7	57.2		55.9	54.1		50.6	48.2		44.9	42		37.3			28.7			19.9				7.6		145
150	58.2	56.4		55.4	53.8		50.5	48.2		44.8	42		37.3	30.4		28.6			19.9				7.7		150
155	57.6	55.6		55	53.3		50.3	48.2		44.7	42		37.3	34.5		28.5			19.8				7.8		155
160	57.2	54.8		54.6	52.6		50.1	48.2		44.6	42		37.3	34.5		28.4	24.7		19.8				7.9		160
165	56.4	54.1		54	52.1		50	48.1		44.6	42.1		37.3	34.6		28.2	25.7		19.8				8.1		165
170	56	53.5		53.6	51.6		49.9	47.9		44.5	42.2		37.3	34.6		28.1	25.3		19.7	17.3			8.2		170
175	55.7	52.9	51.4	53.4	51		49.4	47.5		44.5	42.4		37.3	34.7		27.9	24.8		19.7	16.9			8.3		175
180	55.6	52.4	50.5	53.2	50.6		49.3	47.2		44.4	42.6		37.3	34.6		27.5	24.6		19.5	16.6			8.5	7.1	180
185	55.5	52	49.7	53.2	50.1	46.9	49.2	46.8		44.3	42.5		37.3	34.1		27.2	24.5		19.3	16.2			8.7	6.9	185
190	55.4	51.6	48.6	53.2	49.8	46	49.2	46.4		44.3	41.8		37.3	33.6		26.9	24.4		19.1	15.9			8.8	6.7	190
195	54.7	51.4	47.6	53.2	49.5	44.3	49.2	46.1	40.5	44.3	40.9		37.1	33.1		26.6	24.4		18.8	15.5			9	6.4	195
200	52.9	50.9	46.1	53	48.9	42.7	49.1	45.4	39	44.3	40		36.7	32.5		26.3	24.1		18.5	15.1			8.9	6.1	200
205	51	50	44.7	52	47.6	41.6	48.7	44.4	37.6	44	39	32.3	36.3	31.9		26	23.8		18.3	14.7			8.9	5.8	205
210	48.9	48.5	43.3	50.3	46.1	40.3	47.8	43.3	36.2	43.1	38.1	31.4	36.1	31.4		25.8	23.4		18.1	14.4			8.8	5.4	210
215	45.6	47.1	41.9	48.5	44.7	39	46.9	42.3	34.9	42.2	37.2	30.4	35.8	30.9	25	25.8	23		17.9	14			8.6	5.1	215
220	41.2	45.7	40.5	45.9	43.6	37.7	46	41.1	33.9	41.5	36.3	29.2	35.6	30.2	24.3	25.8	22.6		17.6	13.7			8.4	4.8	220
225	39.4	44.2	39.1	41.7	42.5	36.5	45.2	39.7	33	40.8	35.5	28.1	35.1	29.5	23.6	25.8	22.2	17	17.4	13.3			8.3	4.5	225
230	32.3	42.8	37.8	39.2	41.1	35.2	43.2	38.4	32	40.2	34.7	27.4	34.5	28.8	23	25.8	21.9	16.4	17.3	12.9			8.1	4.2	230
235		41.4	36.6		39.8	34	38.7	37.2	31	39.6	34	26.8	34	28.4	22.4	25.8	21.5	15.8	17.2	12.5			7.9	3.9	235
240		39	35.4		38.5	32.9		36.5	29.9		33.2	26.3	33.6	28.2	21.8	25.6	21.2	15.2	17.1	12.2	8.2		7.8	3.6	240
245			34.2		37.2	31.8		35.5	28.9		32.1	25.7		27.6	21.2		20.8	14.7	16.4	11.9	7.8		7.2	3.4	245
250			33.1		30.7	34.3		34.3	27.9		31	24.8		27.1	20.6		20.5	14.2		11.5	7.5		3.1		250
255			32		29.7			26.9			30.6	23.9		26.6	19.9		20.2	13.7		11.2	7.1		2.9		255
260					28.7			26				23.1		26.2	19.2		20	13.2		11	6.8		2.7		260
265								25.1				22.6			18.4			12.7		10.8	6.5		2.5		265
270								24.2				22			17.7			12.2			6.2		2.3		270
275												21.4			17			11.8			5.9				275
280															16.3			11.5			5.7				280
285															15.9			11.2			5.4				285
290																		10.9			5.1				290
295																					4.9				295
300																					4.7				300

* adapter - piece d'adaptateur

Maxtab_lbf_t_275_503_01301_00_000_01303_00_000

Lifting capacities Forces de levage

T5N 230 ft



	76 ft + 13 ft*			95 ft + 13 ft*			114 ft + 13 ft*			133 ft + 13 ft*			152 ft + 13 ft*			171 ft + 13 ft*			190 ft + 13 ft*			208 ft + 13 ft**				
	N 230 ft																									
	84/83°	76°	66°	84/83°	76°	66°	84/83°	76°	66°	84/83°	76°	66°	84/83°	76°	66°	84/83°	76°	66°	84/83°	76°	66°	84/83°	76°			
90	59.3			54.2																					90	
95	58.9			53.9			47.6					41.3														95
100	58.5			53.7			47.5					41.2			33.6											100
105	58.1			53.4			47.3					41.2			33.6			25.6			16.1					105
110	57.7			53.1			47.1					41.1			33.7			25.7			16.2			4.3		110
115	57.3			52.7			46.9					41			33.6			25.7			16.3			4.4		115
120	56.9			52.4			46.8					40.9			33.6			25.8			16.4			4.4		120
125	56.4			52.1			46.6					40.8			33.5			25.8			16.5			4.5		125
130	55.9	53.9		51.8			46.4					40.7			33.5			25.7			16.7			4.6		130
135	55.3	53.7		51.5	49.1		46.2					40.6			33.5			25.7			16.8			4.7		135
140	54.6	53.3		51.3	49.1		46.1					40.5			33.4			25.7			17			4.7		140
145	54	52.8		51	49		45.9	43.3				40.4			33.4			25.7			17.1			4.8		145
150	53.4	52		50.8	48.9		45.8	43.2				40.4	37.5		33.4			25.7			17.2			4.9		150
155	52.8	51.3		50.4	48.7		45.6	43.2				40.3	37.5		33.4	27		25.6			17.2			5		155
160	52.3	50.6		50	48.5		45.5	43.2				40.2	37.5		33.3	30.7		25.5			17.2			5.1		160
165	51.9	50		49.6	47.9		45.4	43.2				40.2	37.5		33.3	30.7		25.4	21.7		17.2			5.2		165
170	51.4	49.3		49.3	47.4		45.2	43.2				40.2	37.5		33.3	30.7		25.3	23		17.1			5.3		170
175	50.9	48.7		48.8	47		45.1	43.2				40.1	37.5		33.3	30.8		25.2	22.7		17.1	14.9		5.5		175
180	50.6	48.2	46.8	48.5	46.5		44.9	43.1				40.1	37.5		33.3	30.9		25	22.3		17.1	14.6		5.6		180
185	50.4	47.7	46.2	48.3	46.1		44.6	42.8				40.1	37.5		33.3	31		24.8	21.9		17	14.3		5.7	4.6	185
190	50.3	47.3	45.4	48.2	45.7	44	44.5	42.5				40.1	37.5		33.3	30.8		24.6	21.6		16.9	14		5.9	4.7	190
195	50.3	46.9	44.7	48.1	45.4	42.7	44.5	42.2				39.9	37.5		33.3	30.5		24.3	21.5		16.7	13.7		6	4.8	195
200	50.3	46.6	44.1	48.1	45.1	41.7	44.5	41.9	37.3			39.9	37.5		33.3	30.1		24	21.5		16.5	13.4		6.2	4.6	200
205	49.8	46.5	43	48.1	44.9	40.6	44.5	41.6	36.3			39.9	36.6		33.2	29.6		23.7	21.4		16.3	13		6.4	4.3	205
210	48.2	46.3	41.8	48.1	44.7	39.1	44.5	40.9	35.2			39.9	35.7	29.3	33	29.2		23.4	21.2		16	12.7		6.6	4	210
215	46.5	45.5	40.5	47.9	43.7	37.6	44.1	40	33.9			39.6	34.9	28.5	32.8	28.7		23.2	21		15.8	12.4		6.7	3.7	215
220	44.6	44.3	39.3	46.6	42.6	36.6	43.3	39.1	32.6			38.8	34.1	27.7	32.5	28	22.1	23	20.6		15.6	12		6.8	3.4	220
225	41.8	43.1	38.1	45	41.1	35.7	42.5	38.2	31.4			38.1	33.3	26.9	32.3	27.3	21.6	22.8	20.3		15.4	11.7		6.9	3.1	225
230	37.8	41.9	36.9	42.9	39.8	34.7	41.7	37.3	30.3			37.4	32.5	26.1	31.9	26.7	21	22.8	19.9		15.2	11.4		6.9	2.9	230
235	36.3	40.6	35.7	38.9	38.8	33.5	41	36.3	29.3			36.8	31.8	25.1	31.4	26	20.4	22.8	19.6	14.5	15	11.1		6.7	2.6	235
240	30.9	39.3	34.5	37.5	38	32.4	39.1	35.1	28.5			36.2	31.1	24.4	30.9	25.4	19.8	22.8	19.3	14	14.9	10.8		6.6	2.3	240
245		38.1	33.4	29.8	36.8	31.2	37.2	33.9	27.8			35.7	30.4	23.9	30.4	25.3	19.2	22.8	19	13.4	14.8	10.6		6.4		245
250		35.1	32.3		35.6	30.2		32.8	27				29.8	23.4	30.1	24.9	18.7	22.8	18.6	12.9	14.7	10.3	6.4	6.3		250
255			31.2		34.4	29.2		32.3	26				29.2	22.9		24.4	18.2		18.3	12.4	14.1	10	6	6.2		255
260			30.2			28.2		31.4	25.1				28.2	22.1		23.9	17.6		18	11.9			9.8	5.7		260
265			29.2			27.2			24.2				27.5	21.3		23.5	17.2		17.8	11.4			9.6	5.3		265
270						26.3			23.4					20.5		23.1	16.7		17.6	11			9.4	5		270
275						25.4			22.6					19.7			16.1		17.5	10.7			9.2	4.7		275
280									21.8								15.4						9.1	4.4		280
285																	14.7							4.1		285
290																	14.1							3.8		290
295																	13.5							3.5		295
300																								3.3		300
305																								3		305
310																								2.8		310

* adapter - piece d'adaptateur

Maxtab_lbf_t_275_503_01401_00_000_01403_00_000

Lifting capacities Forces de levage

T5N 241 ft



	76 ft + 13 ft*			95 ft + 13 ft*			114 ft + 13 ft*			133 ft + 13 ft*			152 ft + 13 ft*			171 ft + 13 ft*			190 ft + 13 ft*				
	84/83°	76°	66°	84/83°	76°	66°	84/83°	76°	66°	84/83°	76°	66°	84/83°	76°	66°	84/83°	76°	66°	84/83°	76°			
90	53.6																				90		
95	53.1			48.6			42.7														95		
100	52.7			48.3			42.7			37											100		
105	52.3			48.1			42.5			37			30			21.4					105		
110	51.9			47.8			42.4			36.9			30.1			22.8				11.1	110		
115	51.5			47.6			42.2			36.8			30.1			22.9				11.2	115		
120	51.1			47.3			42			36.7			30			22.9				11.3	120		
125	50.7			47			41.9			36.6			30			22.9				11.3	125		
130	50.3			46.7			41.7			36.5			30			22.9				11.4	130		
135	50	48.3		46.5			41.6			36.4			29.9			22.9				11.5	135		
140	49.6	48.2		46.2	43.8		41.4			36.3			29.9			22.9				11.6	140		
145	49.2	47.9		46	43.8		41.3			36.3			29.9			22.9				11.7	145		
150	48.7	47.6		45.8	43.6		41.2	38.6		36.2			29.8			22.9				11.9	150		
155	48.3	47.2		45.5	43.5		41	38.5		36.1	33.5		29.8			22.9				12	155		
160	47.8	46.5		45.3	43.4		40.9	38.5		36	33.5		29.8	24.2		22.9				12.1	160		
165	47.4	45.9		45	43.4		40.7	38.4		36	33.4		29.8	27.2		22.8				12.2	165		
170	47	45.4		44.7	43.3		40.6	38.4		35.9	33.4		29.7	27.3		22.7			19	12.2	170		
175	46.6	44.8		44.5	43		40.5	38.4		35.9	33.4		29.7	27.3		22.6			20.4	12.3	175		
180	46.3	44.3		44.2	42.5		40.4	38.4		35.8	33.4		29.7	27.3		22.5			20.4	12.2	10.2	180	
185	45.8	43.8		43.9	42.1		40.3	38.4		35.8	33.4		29.7	27.4		22.4			20.1	12.1	9.9	185	
190	45.5	43.4	42.1	43.5	41.7		40.2	38.4		35.8	33.4		29.7	27.4		22.3			19.7	12	9.7	190	
195	45.3	43	41.5	43.4	41.4	39	40	38.3		35.8	33.4		29.7	27.5		22.1			19.4	11.9	9.4	195	
200	45.2	42.6	40.9	43.3	41	39.2	40	38.1		35.7	33.4		29.7	27.6		21.9			19	11.8	9.1	200	
205	45.1	42.3	40.3	43.2	40.7	38.8	39.9	37.9	33.8	35.6	33.4		29.7	27.4		21.7			19	11.7	8.9	205	
210	45.1	42.1	39.7	43.2	40.5	37.7	39.8	37.6	33.3	35.6	33.3		29.7	27		21.4			18.9	11.5	8.6	210	
215	45.1	41.9	39.2	43.1	40.4	36.9	39.7	37.4	32.6	35.6	32.9	26.8	29.7	26.6		21.2			18.8	11.3	8.3	215	
220	44.9	41.9	38.6	43.1	40.3	35.7	39.7	37.1	31.7	35.6	32.2	26	29.6	26.2		20.9			18.8	11.1	8	220	
225	43.3	41.9	37.5	42.9	40.1	34.4	39.6	36.2	30.8	35.6	31.4	25.3	29.6	25.6		20.7			18.6	10.9	7.7	225	
230	41.7	41.2	36.4	42.4	39.1	33.2	39.4	35.4	29.7	35.2	30.7	24.6	29.4	24.9	19.7	20.5			18.3	10.7	7.4	230	
235	39.4	40	35.3	41.2	37.9	32.2	38.7	34.6	28.6	34.5	30	23.9	29.2	24.3	19.2	20.3			18	10.6	7.1	235	
240	35.8	38.9	34.3	39.4	36.7	31.4	38	33.9	27.5	34	29.3	23.2	28.8	23.7	18.6	20.2			17.7	12.8	10.4	6.8	240
245	33.7	37.9	33.2	36.2	35.5	30.6	37.4	33.2	26.6	33.4	28.6	22.5	28.3	23.2	18.1	20.2			17.4	12.3	10.3	6.5	245
250	30.1	36.7	32.1	34.9	34.7	29.7	36.3	32.3	25.6	32.9	28	21.8	27.8	22.7	17.6	20.2			17.1	11.9	10.2	6.2	250
255		35.5	31	29.4	33.9	28.7	34.9	31.2	24.9	32.5	27.4	21.4	27.4	22.6	17.1	20.2			16.8	11.5	10.1	5.9	255
260		33.2	30		32.9	27.7		30.2	24.3	32	26.9	21	27.1	22.4	16.6	20.2			16.6	11.1	10	5.6	260
265			29		31.8	26.7		29.3	23.6		26.4	20.5		21.9	16.1	20			16.3	10.7	9.4	5.4	265
270			28.1			25.8		28.9	22.9		25.9	19.9			15.7				16.1	10.4		5.2	270
275			27.1			25			22.1		25	19.2			15.2				15.8	10		4.9	275
280						24.1			21.3			18.5			14.7				15.7	9.7		4.8	280
285						23.3			20.5			17.8			14.3				15.6	9.4		4.6	285
290									19.8			17.1			13.9					9.1		4.5	290
295												16.5			13.4					8.8			295
300												16.2			12.8					8.3			300
305															12.2					7.8			305
310																				7.4			310
315																				7			315

* adapter - piece d'adaptateur

Maxtab_lbf_t_275_503_01501_00_000_01503_00_000

Lifting capacities Forces de levage

T5N 253 ft



	76 ft + 13 ft*			95 ft + 13 ft*			114 ft + 13 ft*			133 ft + 13 ft*			152 ft + 13 ft*			171 ft + 13 ft*			190 ft + 13 ft*			
	84/83°	76°	66°	84/83°	76°	66°	84/83°	76°	66°	84/83°	76°	66°	84/83°	76°	66°	84/83°	76°	66°	84/83°	76°		
	N 253 ft																					
95	48.3																				95	
100	47.9			43.7			38.4														100	
105	47.6			43.5			38.3			33			23.7								105	
110	47.3			43.2			38.2			33			27			20					110	
115	46.9			43			38			33			27			20				8.3	115	
120	46.6			42.8			37.9			32.9			27			20				8.4	120	
125	46.2			42.5			37.7			32.8			27			20.1				8.4	125	
130	45.9			42.3			37.6			32.7			26.9			20.1				8.5	130	
135	45.5			42			37.4			32.6			26.9			20.1				8.6	135	
140	45.3	43.3		41.8			37.3			32.5			26.8			20.1				8.7	140	
145	44.9	43.1		41.6	39.2		37.1			32.5			26.8			20.1				8.8	145	
150	44.6	42.9		41.3	39.1		37			32.4			26.8			20.1				8.9	150	
155	44.1	42.7		41.1	39		36.9	34.5		32.3			26.7			20.1				9	155	
160	43.7	42.5		41	38.9		36.7	34.4		32.2	29.8		26.7			20.1				9.1	160	
165	43.3	42.1		40.8	38.8		36.6	34.3		32.2	29.7		26.7	21.2		20				9.2	165	
170	42.9	41.6		40.6	38.8		36.5	34.2		32.1	29.7		26.6	24.4		20				9.4	170	
175	42.5	41.1		40.4	38.7		36.4	34.2		32	29.7		26.6	24.5		20	16.3			9.5	175	
180	42.2	40.6		40.2	38.6		36.2	34.2		32	29.7		26.6	24.4		20	17.7			9.6	180	
185	41.9	40.2		39.9	38.4		36.2	34.2		31.9	29.7		26.6	24.4		19.9	17.8			9.8	8.4	185
190	41.6	39.7		39.7	38.1		36.1	34.2		31.9	29.7		26.6	24.4		19.8	17.7			9.9	8.3	190
195	41.2	39.3	38.1	39.5	37.7		36	34.2		31.9	29.7		26.6	24.4		19.7	17.4			10	8.1	195
200	40.9	38.9	37.7	39.2	37.4		35.9	34.2		31.9	29.7		26.6	24.4		19.5	17			10	7.9	200
205	40.7	38.6	37.1	39	37.1	34.9	35.8	34.2		31.9	29.7		26.6	24.4		19.4	16.7			10	7.6	205
210	40.7	38.3	36.6	38.9	36.8	34.9	35.7	34.1		31.9	29.7		26.6	24.4		19.2	16.4			9.9	7.3	210
215	40.7	38.1	36.1	38.9	36.6	34.6	35.6	33.9	29.9	31.8	29.7		26.6	24.4		19	16.4			9.8	7	215
220	40.7	37.9	35.7	38.8	36.4	33.9	35.5	33.7	29.6	31.7	29.6		26.6	24.2		18.8	16.3			9.7	6.7	220
225	40.5	37.8	35.2	38.7	36.3	33.2	35.4	33.5	28.8	31.7	29.2	23.3	26.6	23.7		18.6	16.3			9.5	6.4	225
230	40.2	37.8	34.6	38.5	36.2	32.3	35.3	33.2	28.1	31.6	28.5	22.6	26.6	23.2		18.4	16.3			9.4	6	230
235	39.3	37.8	34	38.2	36.2	31.1	35.3	32.4	27.3	31.6	27.8	22	26.5	22.6	17.2	18.1	16.1			9.2	5.7	235
240	37.9	37.5	33	37.8	35.5	30	35.2	31.7	26.5	31.4	27.2	21.3	26.4	22	16.7	18	15.8			9.1	5.4	240
245	36	36.6	32	37.3	34.6	28.9	34.9	31	25.6	30.9	26.5	20.7	26.2	21.5	16.3	17.8	15.5	7.2		8.9	5.1	245
250	32.8	35.6	31.1	35.9	33.5	28	34.2	30.3	24.7	30.4	25.9	20.1	25.7	21	15.8	17.7	15.3	10.3		8.8	4.8	250
255	30.3	34.6	30.2	33.3	32.4	27.3	33.7	29.6	23.7	29.9	25.4	19.6	25.2	20.5	15.3	17.6	15	10		8.6	4.5	255
260	28.1	33.6	29.2	31.6	31.4	26.6	33	29	22.9	29.4	24.8	19.2	24.8	20	14.8	17.5	14.7	9.7		8.5	4.3	260
265	22	32.6	28.2	27.9	30.6	25.9	32.3	28.4	22	29.1	24.3	18.9	24.5	19.9	14.4	17.5	14.5	9.4		8.4	4	265
270		30.8	27.2		30.1	25	26.7	27.5	21.2	28.6	23.7	18.5	24.1	19.5	13.9	17.5	14.3	9		8.4	3.8	270
275		28.7	26.3		29.1	24.1		26.5	20.7		23.3	18		19.1	13.5	17.4	14	8.7		8.2	3.5	275
280			25.5		28.1	23.3		25.7	20.2		22.9	17.5		18.7	13		13.8	8.4			3.3	280
285			24.6			22.5		25.4	19.6		22.5	17.1		18.4	12.6		13.6	8.1			3.1	285
290			23.7			21.7			18.9			16.6		18	12.2		13.3	7.8			2.9	290
295						20.9			18.2			15.9			11.9		13	7.5			2.8	295
300									17.5			15.3			11.5			7			2.7	300
305									16.9			14.6			11.2			6.6				305
310												14			10.8			6.1				310
315															10.3			5.7				315
320															9.7			5.4				320
325																		5.2				325

* adapter - piece d'adaptateur

Maxtab_lbf_t_275_503_01601_00_000_01603_00_000

Lifting capacities Forces de levage

T5N 264 ft



	76 ft + 13 ft*			95 ft + 13 ft*			114 ft + 13 ft*			133 ft + 13 ft*			152 ft + 13 ft*			171 ft + 13 ft*			
	84/83°	76°	66°	84/83°	76°	66°	84/83°	76°	66°	84/83°	76°	66°	84/83°	76°	66°	84/83°	76°	66°	
	N 264 ft																		
100	43.5			39.5															100
105	43.2			39.3															105
110	42.8			39.1									23.1						110
115	42.5			38.9									23.1			14.7			115
120	42.1			38.7									23.1			14.8			120
125	41.7			38.5									23.1			14.9			125
130	41.4			38.2									23.1			15			130
135	41.1			37.9									23.1			15.1			135
140	40.8			37.6									23			15.2			140
145	40.4	38.8		37.4									23			15.2			145
150	40.1	38.6		37.1	35.1								22.9			15.2			150
155	39.7	38.4		36.9	35.1								22.9			15.2			155
160	39.4	38.2		36.6	34.9								22.9			15.1			160
165	39	38.1		36.3	34.8								22.8	26.5		15.1			165
170	38.6	37.9		36.1	34.6								22.8	26.4	18.6	15			170
175	38.2	37.8		35.7	34.6								22.8	26.4	20.6	14.9			175
180	37.8	37.3		35.4	34.5								22.7	26.4		14.9	13.1		180
185	37.4	36.9		35	34.5								22.7	26.3		14.8	13.3		185
190	37	36.5		34.6	34.3								22.7	26.3		14.8	13.4		190
195	36.6	36.1		34.3	34.1								22.6	26.3		14.7	13.1		195
200	36.2	35.7	34.1	33.9	33.8								22.5	26.3		14.7	12.8		200
205	35.8	35.4	34.2	33.6	33.5								22.2	26.3		14.7	12.5		205
210	35.4	35.1	33.8	33.3	33.2	30.9							22	26.3		14.6	12.2		210
215	35.1	34.8	33.3	33	32.9	31							21.7	26.3		14.6	11.9		215
220	34.8	34.5	32.9	32.7	32.6	31							21.4	26.3		14.4	11.6		220
225	34.5	34.3	32.4	32.5	32.3	31							21.2	26.3		14.3	11.3		225
230	34.2	34	32.1	32.2	32.1	30.5							20.9	26.3	21.1	14.1	11		230
235	33.9	33.8	31.7	32	31.9	29.8							20.7	26.1	20.5	13.9	10.7		235
240	33.7	33.5	31.4	31.8	31.7	29.3							20.5	26.5	25.5	17.9	15.2		240
245	33.5	33.3	30.8	31.6	31.5	28.5							20.3	26.3	24.9	17.8	14.9		245
250	33.3	33.1	30.2	31.5	31.3	27.5							20.1	26.2	24.3	17.8	14.5		250
255	32.6	32.9	29.3	31.4	31.1	26.5							20	26.2	23.8	18.2	14		255
260	30.4	32.6	28.5	31.3	30.6	25.5							19.9	26.2	23.2	17.8	13.6		260
265	27.8	31.9	27.6	30.4	29.9	24.6							19.8	26.2	22.7	17.5	13.1		265
270	26.4	31	26.8	28.4	29	23.9							19.8	26.2	22.2	17.1	12.7		270
275	21.6	30.2	25.9	26.5	28	23.3							19.2	26.2	21.7	16.7	12.3		275
280		28.9	25.1		27.3	22.8							19.2	26.2	21.3	16.3	11.9		280
285		26.5	24.2		26.9	22.1							19.1	26.2	20.8	15.8	11.5		285
290			23.4		26	21.3							19.1	26.2	20.4	15.4	11.2		290
295			22.6			20.6							19.1	26.2	20.1	15	10.8		295
300			21.9			19.8							19.9	26.2	17	14.6	10.5		300
305						19.1								26.2	16.5	14.2	10.2		305
310														26.2	15.9	13.7	9.9		310
315														26.2	15.2	13.1	9.7		315
320																12.5	9.3		320
325																11.9	8.8		325
330																	8.4		330

* adapter - piece d'adaptateur

Maxtab_lbf_t_275_503_01701_00_000_01703_00_000

Lifting capacities Forces de levage

T5N 276 ft



	76 ft + 13 ft*			95 ft + 13 ft*			114 ft + 13 ft*			133 ft + 13 ft*			152 ft + 13 ft*			171 ft + 13 ft*			
	84/83°	76°	66°	84/83°	76°	66°	84/83°	76°	66°	84/83°	76°	66°	84/83°	76°	66°	84/83°	76°	66°	
105	39			35.3															105
110	38.7			35.2															110
115	38.4			35									20.2			11.7			115
120	38.1			34.7									20.3			11.8			120
125	37.9			34.6									20.3			11.9			125
130	37.6			34.4									20.3			12			130
135	37.3			34.2									20.3			12.1			135
140	37			34									20.2			12.2			140
145	36.7			33.8									20.2			12.2			145
150	36.4	34.6		33.6									20.2			12.3			150
155	36.1	34.4		33.3	31.2								20.1			12.4			155
160	35.9	34.2		33.1	31.1								20.1			12.5			160
165	35.6	34		32.9	31								20			12.6			165
170	35.4	33.9		32.7	30.9								20			12.6			170
175	35.1	33.8		32.5	30.8								20	16		12.6			175
180	34.7	33.7		32.3	30.7								19.9	17.9		12.6			180
185	34.4	33.5		32	30.6								19.9	18		12.6	10.8		185
190	34	33.2		31.7	30.6								19.9	18		12.5	11		190
195	33.7	32.9		31.4	30.6								19.9	18		12.5	11.2		195
200	33.4	32.5		31.1	30.6								19.9	17.9		12.4	11.1		200
205	33.1	32.1		30.9	30.4								19.8	17.5		12.4	10.8		205
210	32.8	31.8	30.3	30.6	30.3								19.7	17.2		12.4	10.6		210
215	32.5	31.5	30.2	30.4	30.1	27.1							19.5	16.8		12.3	10.4		215
220	32.2	31.2	30	30.1	29.9	27.3							19.2	16.5		12.3	10.2		220
225	32	31	29.6	29.9	29.6	27.3							19	16.1		12.2	9.9		225
230	31.7	30.7	29.2	29.7	29.4	27.2							18.8	15.8		12.1	9.7		230
235	31.5	30.6	28.9	29.4	29.2	27.2							18.5	15.5		12	9.4		235
240	31.2	30.5	28.5	29.3	29	27.1							18.3	15.4	18.4	11.8	9.2		240
245	31.1	30.4	28.2	29.1	28.8	26.4							18.1	15.4		11.7	8.9		245
250	30.9	30.4	28	28.9	28.7	25.9							17.9	15.3	12.6	11.5	8.7		250
255	30.8	30.4	27.5	28.9	28.5	25.3							17.8	15.3	12.2	11.3	8.4		255
260	30.5	30.3	27	28.8	28.4	24.6							17.6	15.2	11.8	11.2	8.1	3.9	260
265	29.7	30.2	26.3	28.7	28.2	23.7							17.5	15.2	11.4	11.1	7.8	3.6	265
270	27.6	29.6	25.6	28.6	27.6	22.9							17.4	15.2	11	11	7.5	3.2	270
275	25.1	28.9	24.9	27.6	26.9	22							17.3	15.2	10.7	10.9	7.2	2.9	275
280	23.9	28.2	24.1	25.6	26.3	21.3							16.8	15.2	10.4	10.8	7	2.5	280
285	20.3	27.4	23.4	24.5	25.4	20.5							16.7	15	10.1	10.8	6.8		285
290		26.6	22.6	19.4	24.6	19.9							16.7	14.7	9.8	10.8	6.6		290
295		23.6	21.8		24	19.4							16.5	14.3	9.5	10.8	6.4		295
300			21.1		23.7	19							14	9.2	10.1	10.1	6.2		300
305			20.3			18.3											6.1		305
310			19.6			17.6											6		310
315						17											5.9		315
320						16.3											5.9		320
325																	7.6		325
330																	7.2		330
335																	6.8		335
340																	6.4		340

* adapter - piece d'adaptateur

Maxtab_lbf_t_275_503_01801_00_000_01803_00_000

Lifting capacities

Forces de levage

T5N 287 ft



	76 ft + 13 ft*			95 ft + 13 ft*			114 ft + 13 ft*			133 ft + 13 ft*			152 ft + 13 ft*			171 ft + 13 ft*		
	84/83°	76°	66°	84/83°	76°	66°	84/83°	76°	66°	84/83°	76°	66°	84/83°	76°	66°	84/83°	76°	
105	34.4																	105
110	34			31.4			27.7											110
115	33.6			31.1			27.7			23.8			16.2					115
120	33.2			30.8			27.6			23.8			17.9			8.3		120
125	32.9			30.5			27.5			23.7			17.9			8.3		125
130	32.5			30.2			27.3			23.7			17.9			8.4		130
135	32.2			29.9			27.1			23.6			17.9			8.5		135
140	31.8			29.6			26.9			23.5			17.9			8.6		140
145	31.5			29.4			26.6			23.4			17.9			8.6		145
150	31.1			29.1			26.4			23.3			17.9			8.7		150
155	30.8	30.5		28.8			26.2			23.2			17.9			8.8		155
160	30.5	30.3		28.5	27.7		26			23.2			17.8			8.9		160
165	30.2	30		28.3	27.6		25.8			23			17.8			9		165
170	29.9	29.7		28	27.5		25.5	24.5		22.9			17.7			9.1		170
175	29.7	29.4		27.8	27.3		25.3	24.5		22.8	21		17.7			9.2		175
180	29.4	29.2		27.6	27.2		25.1	24.4		22.6	21		17.7	13.8		9.3		180
185	29.1	28.9		27.3	27.1		24.8	24.3		22.4	21		17.6	15.6		9.4		185
190	28.8	28.7		27.1	26.9		24.6	24.2		22.2	20.9		17.6	15.8		9.5	8.4	190
195	28.4	28.4		26.8	26.7		24.3	24.1		22	20.9		17.6	15.8		9.6	8.5	195
200	28.1	28.1		26.5	26.4		24.1	23.9		21.8	20.8		17.5	15.8		9.7	8.6	200
205	27.8	27.8		26.2	26.2		23.9	23.8		21.6	20.8		17.5	15.7		9.6	8.6	205
210	27.5	27.5		26	25.9		23.7	23.6		21.5	20.8		17.5	15.6		9.6	8.5	210
215	27.2	27.2	26.6	25.7	25.7		23.5	23.4		21.3	20.8		17.5	15.4		9.5	8.3	215
220	27	27	26.5	25.5	25.5		23.3	23.2		21.1	20.8		17.4	15.1		9.4	8.1	220
225	26.8	26.7	26.3	25.3	25.2	23.9	23.1	23		21	20.8		17.3	14.8		9.3	7.8	225
230	26.5	26.5	26.1	25.1	25	23.9	22.9	22.8		20.9	20.7		17.1	14.5		9.3	7.4	230
235	26.3	26.2	25.9	24.9	24.8	23.9	22.8	22.7	21	20.7	20.6		16.9	14.2		9.2	7.1	235
240	26.1	26	25.7	24.7	24.6	23.9	22.6	22.5	21.1	20.6	20.5		16.7	13.9		9.1	6.8	240
245	25.9	25.8	25.5	24.5	24.5	23.8	22.5	22.4	21.1	20.5	20.4	16.7	16.5	13.6		9	6.5	245
250	25.8	25.7	25.3	24.4	24.3	23.8	22.4	22.3	20.9	20.4	20.3	16.2	16.3	13.5		8.9	6.1	250
255	25.6	25.5	25.1	24.3	24.1	23.6	22.3	22.1	20.3	20.3	20.1	15.7	16.1	13.5	11	8.9	5.8	255
260	25.5	25.4	24.9	24.2	24	23.1	22.2	22	19.8	20.2	20.1	15.2	16	13.4	10.8	8.8	5.5	260
265	25.4	25.2	24.7	24.1	23.9	22.6	22.1	21.9	19.3	20.2	19.8	14.7	15.8	13.4	10.5	8.7	5.2	265
270	25.3	25.1	24.4	24.1	23.8	22.2	22	21.9	18.7	20.1	19.3	14.2	15.7	13.3	10.2	8.6	4.9	270
275	25.3	25.1	24	24	23.8	21.6	22	21.8	18.2	20.1	18.9	13.8	15.6	13.3	9.9	8.5	4.6	275
280	24.8	25	23.2	24	23.7	21	22	21.7	17.7	20.1	18.4	13.4	15.6	13.3	9.6	8.3	4.4	280
285	23.1	25	22.7	23.9	23.7	20.2	22	21.6	17.2	20.1	18	13.1	15.5	13.3	9.3	8.2	4.1	285
290	21.9	25	22.1	23.2	23.7	19.5	22	21.2	16.7	20.1	17.6	12.7	15.1	13.3	9	8.2	3.9	290
295	19.3	25	21.5	22.9	23.3	18.8	22	20.7	16.3	20.1	17.1	12.3	14.9	13.1	8.7	8.1	3.7	295
300		24.5	20.8	19	22.8	18.1	22	20.3	15.8	20.1	16.8	11.9	14.9	12.8	8.4	8.1	3.5	300
305		21.8	20.1		22	17.4		19.9	15.2	20.1	16.4	11.5	14.9	12.5	8.1	7.9	3.3	305
310		20	19.4		21.5	17		19.6	14.5		16.1	11.2		12.2	7.9	7.2	3.1	310
315			18.7		21.2	16.6		19.3	13.9		15.8	10.9		12	7.6		2.9	315
320			18.1			16.2			13.3		15.6	10.6		11.7	7.4		2.8	320
325						15.6			12.8			10.4		11.5	7.1		2.8	325
330						15			12.3			10.1			6.8		2.7	330
335									12.1			9.8			6.4			335
340									11.7			9.4			5.9			340
345												8.9			5.6			345
350															5.2			350
355															5.1			355

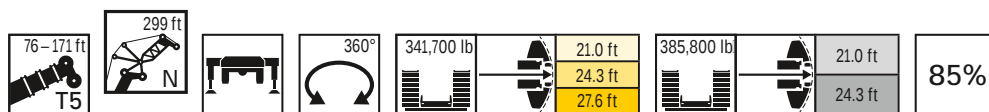
* adapter - piece d'adaptateur

Maxtab_lbf_t_275_503_01901_00_000_01903_00_000

Lifting capacities

Forces de levage

T5N 299 ft



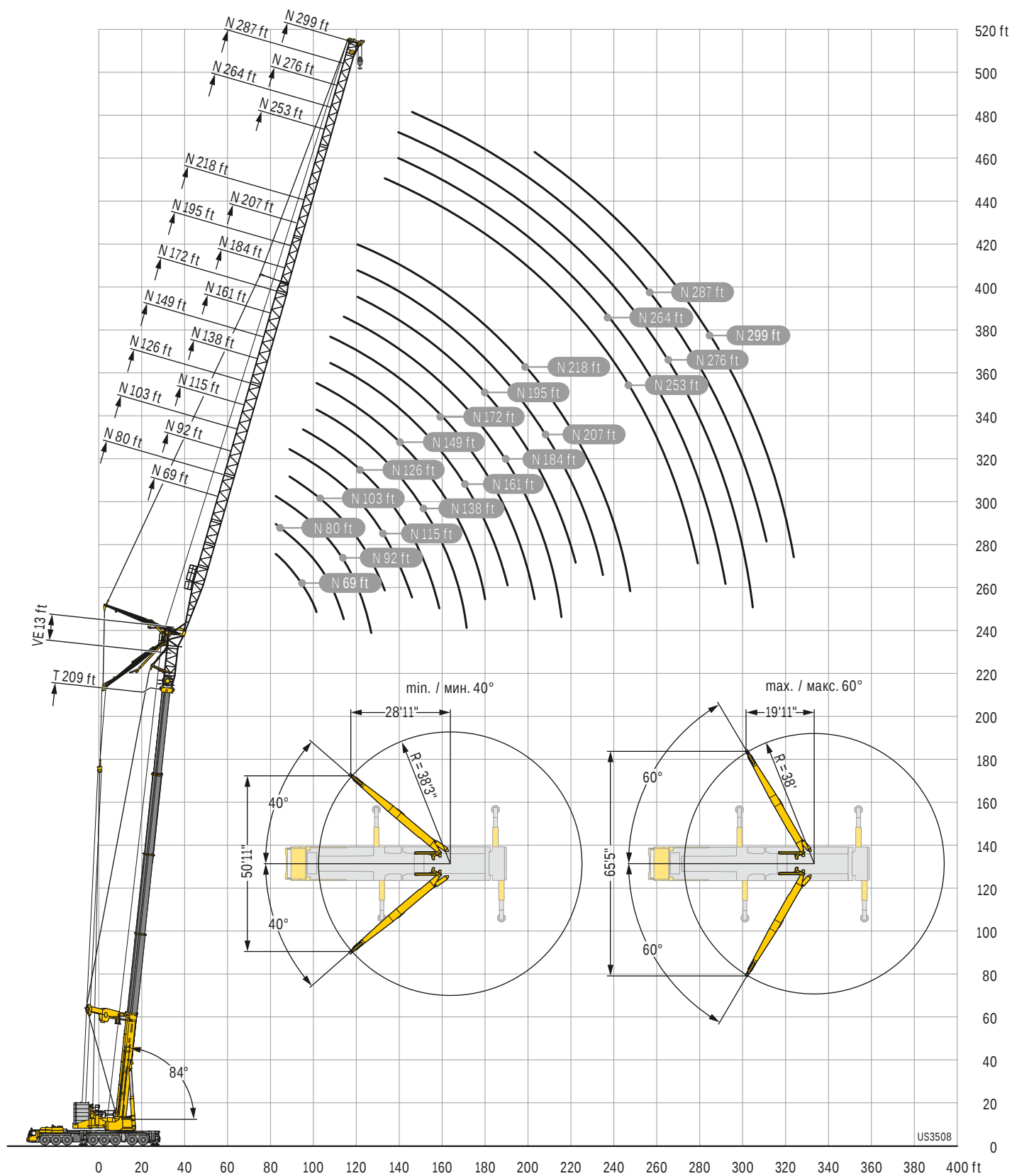
	76 ft + 13 ft*			95 ft + 13 ft*			114 ft + 13 ft*			133 ft + 13 ft*			152 ft + 13 ft*			171 ft + 13 ft*		
	84/83°	76°	66°	84/83°	76°	66°	84/83°	76°	66°	84/83°	76°	66°	84/83°	76°	66°	84/83°	76°	
110	30.9			28														110
115	30.6			28			24.5											115
120	30.3			27.9			24.4			20.8			15.2					120
125	29.9			27.7			24.4			20.8			15.3			5.6		125
130	29.6			27.4			24.3			20.8			15.3			5.6		130
135	29.3			27.1			24.2			20.8			15.4			5.7		135
140	29			26.7			24			20.7			15.4			5.7		140
145	28.6			26.4			23.9			20.6			15.4			5.8		145
150	28.3			26.1			23.7			20.5			15.4			5.9		150
155	27.9			25.7			23.4			20.4			15.3			5.9		155
160	27.5	27		25.4			23.2			20.3			15.3			6		160
165	27.2	26.9		25.1	24.6		22.9			20.2			15.3			6.1		165
170	26.8	26.6		24.8	24.6		22.7			20.1			15.2			6.2		170
175	26.5	26.4		24.5	24.4		22.4	21.4		20			15.2			6.2		175
180	26.1	26.1		24.2	24.2		22.2	21.4		19.8	18.2		15.1			6.3		180
185	25.8	25.7		23.9	23.9		21.9	21.3		19.7	18.2		15.1	11.4		6.4		185
190	25.5	25.4		23.6	23.6		21.7	21.2		19.5	18.1		15.1	13.1		6.6		190
195	25.2	25.1		23.4	23.3		21.5	21.1		19.3	18.1		15.1	13.3		6.7	5.6	195
200	24.9	24.8		23.1	23.1		21.3	21		19.1	18		15	13.3		6.8	5.7	200
205	24.6	24.5		22.9	22.8		21	20.9		18.9	18		14.9	13.3		6.9	5.8	205
210	24.3	24.3		22.6	22.6		20.8	20.7		18.8	18		14.9	13.3		7	6	210
215	24	24		22.4	22.4		20.6	20.5		18.6	18		14.8	13.2		7.1	6.1	215
220	23.8	23.7	23	22.2	22.1		20.4	20.3		18.4	18		14.7	13.2		7.3	6.2	220
225	23.5	23.5	23.1	21.9	21.9		20.3	20.2		18.2	18		14.6	13		7.4	6.3	225
230	23.3	23.3	22.9	21.7	21.7	21	20.1	20		18	17.9		14.4	12.7		7.4	6	230
235	23.1	23	22.7	21.6	21.5	21	19.9	19.8		17.9	17.8		14.3	12.4		7.5	5.7	235
240	22.9	22.8	22.5	21.4	21.4	20.9	19.7	19.7	18.1	17.7	17.6		14.2	12.1		7.5	5.4	240
245	22.7	22.6	22.3	21.2	21.2	20.8	19.4	19.5	18.2	17.5	17.5		14.1	11.8		7.5	5.1	245
250	22.5	22.4	22.1	20.9	21	20.6	19.2	19.3	18.1	17.3	17.3	14.4	13.9	11.6		7.4	4.8	250
255	22.4	22.3	21.9	20.7	20.7	20.4	19	19.1	18.1	17.1	17.1	13.9	13.8	11.3		7.3	4.5	255
260	22.2	22.1	21.8	20.5	20.5	20.2	18.8	18.9	17.8	17	17	13.4	13.7	11.2		7.2	4.2	260
265	22.1	22	21.6	20.3	20.3	19.9	18.6	18.7	17.4	16.8	16.8	13	13.6	11.2	9	7.1	3.9	265
270	22	21.8	21.5	20.1	20.1	19.7	18.5	18.5	16.9	16.7	16.7	12.5	13.5	11.2	8.7	7	3.6	270
275	21.9	21.7	21.3	19.9	19.9	19.5	18.3	18.4	16.4	16.5	16.5	12.1	13.4	11.1	8.5	6.8	3.3	275
280	21.9	21.6	21.2	19.7	19.7	19.2	18.2	18.2	15.9	16.4	16.4	11.7	13.3	11.1	8.2	6.7	3.1	280
285	21.8	21.6	21	19.6	19.5	18.8	18.1	18.1	15.5	16.3	16.1	11.3	13.3	11.1	7.9	6.6	2.8	285
290	21.8	21.5	20.7	19.6	19.4	18.5	18	17.9	15	16.3	15.7	11	13.2	11.1	7.6	6.4	2.5	290
295	20.6	21.4	20	19.6	19.3	18	18	17.8	14.6	16.2	15.3	10.7	13.2	11	7.4	6.3	2.3	295
300	19.5	21.4	19.4	19.6	19.2	17.6	18	17.7	14.1	16.2	14.9	10.4	12.9	11	7.1	6.3		300
305	17.7	21.4	18.9	19.6	19.2	17	18	17.7	13.7	16.2	14.6	10.1	12.7	10.8	6.8	6.2		305
310	13.5	21.3	18.5	18.5	19.2	16.3	18	17.6	13.3	16.2	14.2	9.8	12.7	10.6	6.6	6.2		310
315		20	17.9		19.2	15.7	17.8	17.3	12.9	16.2	13.9	9.5	12.7	10.3	6.3	6.2		315
320		18.7	17.3		19.1	15.1		17	12.5		13.6	9.3	12.1	10.1	6.1	5.3		320
325			16.7		18.7	14.5			16.8	12		13.3	9	9.9	5.8			325
330			16			14.1		16.6	11.4		13.1	8.8		9.7	5.5			330
335			15.4			13.8			10.9		13	8.5		9.6	5.1			335
340						13.3			10.4			8.3		9.5	4.8			340
345									10.1			8			4.4			345
350									9.9			7.6			4			350
355												7.1			3.7			355
360															3.6			360
365															3.4			365

* adapter - piece d'adaptateur

Maxtab_lbf_t_275.503.02001.00.000.02003.00.000

Lifting heights Hauteurs de levage

T5YVEN



Lifting capacities Forces de levage

T5YVEN 103 – 126 ft

	115 ft + 26 ft*			132 ft + 26 ft*			151 ft + 26 ft*			170 ft + 26 ft*			190 ft + 26 ft*			209 ft + 26 ft*			227 ft + 26 ft*		246 ft + 26 ft*		
	84/83°	76°	66°	84/83°	76°	66°	84/83°	76°	66°	84/83°	76°	66°	84/83°	76°	66°	84/83°	76°	66°	84/83°	76°	84/83°	76°	
N 103 ft																							
60	156.9																						60
70	150.1			147.1			147.3																70
80	136.6			134.3			135.2			124.4			110.5			105.6			98.7				80
90	124.8			122.7			123.7			119.1			101.1			96.9			89.9				90
100	114.4	116.7		112.6	108.1		113.6			110.1			92.7			88.9			82.1		75.8		100
110	104.6	107.4		103.3	99.6		104.6	95.3		102.1			85.4			81.9			75.2		69.3		110
120	93.9	99.4		94.3	92.2		96.2	87		94.4	77.6		78.7	79.7		75.6			69.1		62.4		120
130		92.3			85.1			79.9			72.1		72.1	74.3		69.7	66.7		63.3	61.7	54.8		130
140			74.5		78.6	60.6		73.9			66.6			68.9			62.1			57.1			140
150			68.3			56					61.7			63.9			57.6			52.8		4.6	150
160			62.9			51.7			46.9								53			49.2		5.6	160
170									43.6			35.4				38.5						5.6	170
180												32.8				35.8							180
190																33.3				29.7			190
200																				27.6			200
																				25.6			200

* adapter - piece d'adaptateur

Maxtab_lbf_t_275_504_00301_00_000_00303_00_000

	115 ft + 26 ft*			132 ft + 26 ft*			151 ft + 26 ft*			170 ft + 26 ft*			190 ft + 26 ft*			209 ft + 26 ft*			227 ft + 26 ft*		246 ft + 26 ft*			
	84/83°	76°	66°	84/83°	76°	66°	84/83°	76°	66°	84/83°	76°	66°	84/83°	76°	66°	84/83°	76°	66°	84/83°	76°	84/83°	76°		
N 115 ft																								
70	142.3			134.6																			70	
80	129.6			130.7						123.7			110.6			101.8							80	
90	118.6			120.3			117.7			114.5			102.8			101.2			88				90	
100	109	112.3		110.6			108.5			106.2			94.9			94.4			80.8		73.8		100	
110	100.2	104.1		102.1	96.9		100.2			98.1			87.9			88.2			74.2		67.7		110	
120	91.9	96.6		94.1	89.8		92.6	86.2		90.9			81.4	75.8		82.7			68.2		62.3		120	
130	82.9	89.7		86.3	82.9		85.5	79.1		84.2	70.5		75	72		78	63.6		62.9		57.3		130	
140		83	72		76.5			73		77.6	65.5		68.2	66.4		74.2	60.4		57.8	54.8			140	
150		75.5	66.5		71	54.1		67.9			60.7			61.5			56.2			50.7		48.2	12	150
160			61.3			50.1		64.1	46.1		56.4			57.3			52.4			47		13.5	160	
170			56.7			46.4			42.8			34.1					49.1			43.9		13.5	170	
180						42.7			39.9						33.7							12.3	180	
190													29.3										190	
200																				25.9			200	
210																				24			210	
220																				22.2			220	
																					4.5		210	
																					5.4		220	

* adapter - piece d'adaptateur

Maxtab_lbf_t_275_504_00401_00_000_00403_00_000

	115 ft + 26 ft*			132 ft + 26 ft*			151 ft + 26 ft*			170 ft + 26 ft*			190 ft + 26 ft*			209 ft + 26 ft*			227 ft + 26 ft*					
	84/83°	76°	66°	84/83°	76°	66°	84/83°	76°	66°	84/83°	76°	66°	84/83°	76°	66°	84/83°	76°	66°	84/83°	76°				
N 126 ft																								
70	132																						70	
80	123.1			122.8						122.3						99.1							80	
90	112.6			113.2						112.8			111.8			99.5			89.8				90	
100	103.5			104.7						104.7			103.8			91.8			83.1		77.2		100	
110	95.3	98.3		96.7						97.1			96.6			84.6			76.9		71.2		110	
120	87.8	91.2		89.4	87.8					89.9	83.7		89.6			78			71.2		65.6		120	
130	80.6	84.7		82.7	81.6					83.4	76.7		83.2	68.7		72.3	66.9		65.9		60.5		130	
140	72.7	78.7		76	75.3					77.1	70.8		77.3	64		66.9	65.1		61.3	59.2		55.8	140	
150		72.9	66.3		69.8					69.7	66		71.4	59.2		61.4	60.3		56.8	54.8		51.4	49.4	150
160		66.6	61		65	49					61.9			55			56			50.9		45.8	160	
170			56.4			45.5				45.5	40.9			51.2					47.6		42.6		170	
180			52.3			42.3					38.1				30.3				44.6		39.8		180	
190						39					35.5				28.1						37.2		190	
200											33.1				26.1								200	
210																				30.4			210	
220																				28.3			220	
																					26.4		210	
																					21.3		220	
																					19.7		220	

* adapter - piece d'adaptateur

Maxtab_lbf_t_275_504_00501_00_000_00503_00_000

Lifting capacities Forces de levage

T5YVEN 138 – 161 ft

	115 ft + 26 ft*			132 ft + 26 ft*			151 ft + 26 ft*			170 ft + 26 ft*			190 ft + 26 ft*			209 ft + 26 ft*			227 ft + 26 ft*			
	84/83°	76°	66°	84/83°	76°	66°	84/83°	76°	66°	84/83°	76°	66°	84/83°	76°	66°	84/83°	76°	66°	84/83°	76°		
N 138 ft																						
70	114.5																				70	
80	119.8			116.4			116.1														80	
90	113.5			108.2			108.2			106.5			91			87.4					90	
100	105.3			100.3			100.4			98.8			84.8			87.1				73.4	100	
110	97.5	98.5		93.3			93.5			92.1			78.6			82.2				68.2	110	
120	90.1	91.5		86.4	85.4		87.3			86.2			73.2			78				63.1	120	
130	83.3	85.3		79.8	79.5		81.1	75		80.4	67.5		68.2			73.7				58.3	130	
140	76.8	79.5		73.2	73.6		75.4	69		74.9	62.3		63.4	63.9		69.4				53.9	140	
150	70.1	74.1		66.1	68.1		69.7	64.2		69.7	58		58.9	59.1		63.9	52.8			49.8	47.2	150
160		68.2	59.8		63.3		63.6	60.2		64.6	54.2		54.4	54.9		58	48.9			45.8	43.9	160
170		63.1	55.3		59.4	43.8		56.3			50.6			51.1			45.5			41.8	41	170
180			51.2			40.8		52.7	36.5		47.2			47.7			42.5			38.1	38.1	180
190			47.5			38			34			27.2			44.7	29.1				35.4	35.4	190
200						35.1			31.7			25.3				27.1				32.6	32.6	200
210									29.6			23.4				25.2				19.6	19.6	210
220																23.4				18.1	18.1	220
230																				16.7	16.7	230

* adapter - piece d'adaptateur

Maxtab.lbft.t_275.504.00601.00.000.00603.00.000

	115 ft + 26 ft*			132 ft + 26 ft*			151 ft + 26 ft*			170 ft + 26 ft*			190 ft + 26 ft*			209 ft + 26 ft*			227 ft + 26 ft*			
	84/83°	76°	66°	84/83°	76°	66°	84/83°	76°	66°	84/83°	76°	66°	84/83°	76°	66°	84/83°	76°	66°	84/83°	76°		
N 149 ft																						
80	109.1			105.9			103.9			99.7			84.8								80	
90	102.6			101.5			96.6			93.4			85.9			76.6				70.3	100	
100	95.1			94.4			90.1			86.8			79.8			71.4				65.2	110	
110	88			87.9			84.4			81.3			74.4			66.7				60.7	120	
120	81.5	83.1		82	76		78.9	74.4		76.3			69.3			62.6				56.4	130	
130	75.5	77.5		76.2	76		73.5	68.5		71.6	60.3		64.4	52.5		58.6				52.3	140	
140	70	72.5		70.5	71.2		68.3	63.4		66.9	56.2		59.9	57.1		54.7	50.3			48.4	150	
150	64.6	67.8		64.8	66.7		63.2	59.2		62.5	52.5		55.8	53		50.9	47			44.7	41.6	160
160	59	63.3	57.9	58.5	62.2		57.9	55.5		58.1	48.9		51.5	49.3		47.5	43.9			41.2	39.1	170
170		58.9	54.8	51	58	42.8		52.2	36.1		45.6			46		44.3	41.9			37.7	36.5	180
180		54.2	50.8		54.8	39.8		52.2	36.1		42.7			43		44.3	41.9			37.7	36.5	180
190			47.1			37.1		49	33.5		25.7			43		40.4	38.2			33.9	33.9	190
200			43.8			34.7			31.3		23.8			40.4			35.5			31.1	31.1	200
210						32.1			29.2		22									27.9	27.9	210
220									27.3		20.4									19.8	19.8	220
230											19									18.2	18.2	230
240																				16.9	16.9	240
																				15.6	15.6	240

* adapter - piece d'adaptateur

Maxtab.lbft.t_275.504.00701.00.000.00703.00.000

	115 ft + 26 ft*			132 ft + 26 ft*			151 ft + 26 ft*			170 ft + 26 ft*			190 ft + 26 ft*			209 ft + 26 ft*			227 ft + 26 ft*			
	84/83°	76°	66°	84/83°	76°	66°	84/83°	76°	66°	84/83°	76°	66°	84/83°	76°	66°	84/83°	76°	66°	84/83°	76°		
N 161 ft																						
80	97.1																				80	
90	98.5			96.9			96.2			91.5			81.2								90	
100	92.1			91.3			89.5			88.3			81.5			71.3				66	100	
110	85.8			85.2			83.4			82.4			76.7			66.3				61.1	110	
120	79.8	80.3		79.5			78.1			76.8			71.6			62				56.9	120	
130	74.1	75.3		74.4	73.1		73.1			72.1			66.9			58.1				53	130	
140	68.9	70.5		69.4	69		68.3	66.4		67.8	59.2		62.6			54.6				49.4	140	
150	64	66		64.3	64.9		63.5	61.4		63.8	54.6		58.4	56		51.4				45.8	150	
160	59.2	61.8		59.2	60.5		59.1	56.9		59.8	50.6		54.5	51.9		48.1	43.8			42.4	29	160
170	54.3	57.8	52.5	53.7	56.3		54.9	53.2		55.9	47.2		50.8	48.3		44.9	41			39.2	30.5	170
180	48.5	53.9	49.6	47.5	53	38.1		49.9		51.9	44.2		47	45		41.9	38.5			36	30.7	180
190		49.8	46		50.2	35.5		47	31.7		41.5		47	42.1		39	36.1			32.9	28.8	190
200			42.7		45.5	33.1		44.4	29.5		39.1	22.6		39.4	23.6		33.5			26.5	26.5	200
210			39.7			30.9			27.4		36.7	20.9		37	22.7		30.9			24.2	24.2	210
220						28.8			25.6			19.3								16.3	16.3	220
230									23.9			17.8								14.9	14.9	230
240												16.5								13.7	13.7	240
250																				12.5	12.5	250

* adapter - piece d'adaptateur

Maxtab.lbft.t_275.504.00801.00.000.00803.00.000

Lifting capacities Forces de levage

T5YVEN 172 – 184 ft

	115 ft + 26 ft*			132 ft + 26 ft*			151 ft + 26 ft*			170 ft + 26 ft*			190 ft + 26 ft*			209 ft + 26 ft*			
	84/83°	76°	66°	84/83°	76°	66°	84/83°	76°	66°	84/83°	76°	66°	84/83°	76°	66°	84/83°	76°		
	N 172 ft																		
80	86.8																	80	
90	90.4			87.7			87.1											90	
100	89.2			89.6			88.6			84.7			73.2				71.4	100	
110	83.4			83.6			82.8			79.1			68.1				66.8	110	
120	77.8			78.2			77.4			73.7			63.7				62.4	120	
130	72.6	74.8		73.2			72.5			69			59.7				58.5	130	
140	67.8	70.2		68.7	67.6		68.1	65.1		64.9			56.1				54.9	140	
150	63.1	65.7		64	63.8		64.1	60.2		61.2	52.6		52.8				51.7	150	
160	58.5	61.5		59.2	59.5		59.8	55.7		57.7	48.6		49.7	47.8			48.7	41.5	160
170	53.7	57.6		54.4	55.4		55.7	51.8		54.3	45.4		46.5	45.1			45.7	39.3	170
180	48.9	53.8	48.8	49.2	51.7		51.8	48.5		50.9	42.5		43.5	42.3			42.6	36.8	180
190	42.5	50.1	45.6	43.6	48.8	34.7	47.5	45.6		47.5	39.9		40.6	39.5			38.9	34.2	190
200		46.2	42.3		46.1	32.3		43	28.6		37.4		36.6	36.9			34.7	31.6	200
210			39.3		41.9	30.1		40.7	26.5		35	19.5		34.6				29	210
220			36.6			28.2			24.7		32.9	17.9		32.5	18.1			26.1	220
230			34.1			26.3			23			16.5			16.6			22.7	230
240									21.5			15.2			15.3				240
250												14			14.1				250
260															13				260

* adapter - piece d'adaptateur

Maxtab_lbf_t_275_504_00901_00_000_00903_00_000

	115 ft + 26 ft*			132 ft + 26 ft*			151 ft + 26 ft*			170 ft + 26 ft*			190 ft + 26 ft*			209 ft + 26 ft*				
	84/83°	76°	66°	84/83°	76°	66°	84/83°	76°	66°	84/83°	76°	66°	84/83°	76°	66°	84/83°	76°			
	N 184 ft																			
90	81.5			78.6														90		
100	78.8			77.3			82.3			78.9								100		
110	73.9			72.5			77.8			74.8			65.5				62.2	110		
120	69.2			67.9			72.6			70			61.2				58.1	120		
130	64.7	68		63.7			68.1			65.8			57.4				54.4	130		
140	60.6	64		59.4	59.9		63.8			61.5			53.9				51	140		
150	56.6	60.1		55.3	56.4		59.9	58.2		58			50.8				48	150		
160	52.7	56.3		51.4	53.2		56.1	54.8		54.8	48.2		47.8	45.6			45.3	160		
170	48.8	52.8		47.5	50		52.4	51.3		51.8	44.7		45.2	43			42.8	37.6	170	
180	44.6	49.5	44.8	43.5	46.9		48.8	47.8		48.9	41.5		42.5	40.7			40.1	34.8	180	
190	40.8	46.3	44.7	39.4	43.8	33.9	45.3	44.7		45.8	38.7		39.6	37.9			37.6	32.3	190	
200	36.2	43.2	41.9	34.9	40.7	31.5	41.5	41.8	28	42.8	36.2		37	35.4			35.1	30	200	
210		39.9	38.9		37.3	29.3		39.3	26	38.9	34.1	18.9	33.3	33.1			32.7	28	210	
220			36.2		33.1	27.4		37	24.1		32.1	17.4		31	16.5			26.1	220	
230			33.8			25.6			22.5		30.4	15.9		29.1	15.1			24.3	8.8	230
240			31.5			23.9			20.9			14.6			13.8			22.7	7.7	240
250									19.5			13.4			12.7				6.8	250
260												12.3			11.6				5.9	260
270															10.5				5	270
280																			4.2	280

* adapter - piece d'adaptateur

Maxtab_lbf_t_275_504_01001_00_000_01003_00_000

Lifting capacities Forces de levage

T5YVEN 195 – 207 ft

	115 ft + 26 ft*			132 ft + 26 ft*			151 ft + 26 ft*			170 ft + 26 ft*			190 ft + 26 ft*			209 ft + 26 ft*				
	84/83°	76°	66°	84/83°	76°	66°	84/83°	76°	66°	84/83°	76°	66°	84/83°	76°	66°	84/83°	76°	66°		
	N 195 ft																			
90	73.5																		90	
100	71.6			66.8			75												100	
110	71.8			62.4			73.3			71.7			63				60.4		110	
120	73.8			58.5			69.2			68.8			58.9				56.5		120	
130	74.6			54.8			64.8			64.7			55.3				52.9		130	
140	71.4	70		51.3			60.8			60.6			52				49.7		140	
150	67.2	66.2		47.7	47.9		57.1	55.6		57.2			48.9				46.8		150	
160	63.1	62.6		44.3	45		53.7	52.4		54	47.2		46.1	43.6			44.1		160	
170	59.1	59.3		41.1	42.3		50	49.5		51.1	43.8		43.6	41.2			41.7	36.9	170	
180	55.2	55.9		37.9	39.7		45.9	46.6		48.5	40.7		41.2	38.9			39.5	34.2	180	
190	51.4	52.3	40.5	34.6	37.1		41.4	43.7		45.9	37.9		38.8	36.8			37	31.7	190	
200	47.4	48.7	37.8	31.2	34.6	31	36.6	41.1		43.2	35.3		36.3	34.8			34.8	29.5	200	
210	42.4	45.9	35.4	27.6	31.9	28.9	32.3	38.5	25.6	40.5	33.1		33.9	32.7			32.6	27.4	210	
220		42.9	33.5		29.2	27		36.1	23.8	36.9	31.1	16.7	30.4	30.8			30.4	25.5	220	
230		39.7	31.7		25.8	25.2		32.6	22.1		29.3	15.3		29	15.1			23.8	230	
240			29.9			23.5		26.5	20.6		27.7	14		27.2	13.8			22.2	7.2	240
250			28.1			22			19.2			12.8			12.6			20.8	6.3	250
260						20.5			17.9			11.7			11.6				5.4	260
270												10.7			10.5				4.6	270
280															9.6					280

* adapter - piece d'adaptateur

Maxtab_lbf_t_275_504_01101_00_000_01103_00_000

	115 ft + 26 ft*			132 ft + 26 ft*			151 ft + 26 ft*			170 ft + 26 ft*			190 ft + 26 ft*			209 ft + 26 ft*			
	84/83°	76°	66°	84/83°	76°	66°	84/83°	76°	66°	84/83°	76°	66°	84/83°	76°	66°	84/83°	76°		
	N 207 ft																		
90	61.9																	90	
100	68.3			63.9			65.3											100	
110	65.9			59.9			68.5			65.6			57.2				54.9	110	
120	66.6			56.1			66.5			64.9			53.3				53.3	120	
130	63.5			52.7			62.4			61.3			49.9				50.1	130	
140	59.8	61.4		49.5			58.6			57.7			46.8				47	140	
150	56.2	58.3		46.3	45.5		55.1			54.2			44				44.3	150	
160	52.7	55.4		43.2	43.1		51.8	50.2		51.1			41.4				41.8	160	
170	49.4	52.4		40.1	40.5		48.8	47.3		48.3	42.7		39.1	31.8			39.5	31.1	170
180	46.1	49.5		37.2	38.1		45.6	44.8		45.8	39.6		37	30			37.4	29.5	180
190	42.8	46.7		34.2	35.8		41.8	42.2		43.3	36.8		34	28.3			35.4	27.8	190
200	39.6	44	36.8	31.2	33.4		37.7	39.7		39.9	34.3		30.6	26.4			33.5	26.3	200
210	36	41.3	34.4	28.1	31.1	27.4	33.3	37.3		35.6	32		27.3	24.4			31.2	24.5	210
220	30.9	38.5	32.2	24.9	28.7	25.5	29.2	35	22.3	31	29.9		24	22.5			27.5	22.7	220
230		35.4	30		26.2	23.7	24.4	32.7	20.6	29	28	14.1	22.4	20.4			25.6	20.8	230
240		31.1	28.1		23.2	22.1		29.7	19.1		26.2	12.8		18.3				18.9	240
250			26.5			20.6		24	17.7		24.1	11.7		16				16.9	250
260			24.9			19.3			16.5			10.6		13.1	5.5			14.6	260
270						18			15.3			9.6			6.1				270
280									14.2			8.7			5.5				280

* adapter - piece d'adaptateur

Maxtab_lbf_t_275_504_01201_00_000_01203_00_000

Lifting capacities Forces de levage

T5YVEN 218 – 230 ft

	115 ft + 26 ft*			132 ft + 26 ft*			151 ft + 26 ft*			170 ft + 26 ft*			190 ft + 26 ft*			209 ft + 26 ft*		
	84/83°	76°	66°	84/83°	76°	66°	84/83°	76°	66°	84/83°	76°	66°	84/83°	76°	66°	84/83°	76°	
N 218 ft																		
100	59.3			54.7														100
110	62.3			55.1			60.3				53.3				54.7			110
120	58.3			51.4			61.9				58.9				51.4		48.7	120
130	59.1			48.3			60.3				59.1				48.2		45.7	130
140	60.3			45.3			56.7				55.8				45.2		42.8	140
150	60.7	59.6		42.5			53.4				52.6				42.6		40.3	150
160	59.7	57.3		39.7	38.2		50.3	48.2			49.3				40.2		38	160
170	56.3	54.5		37	36.1		47.3	45.5			46.7	41			37.9	34	35.8	170
180	53.2	51.7		34.3	33.9		44.5	43.1			44.2	38.4			35.8	32.4	33.5	180
190	50.1	49		31.7	31.8		41.7	40.6			41.9	35.7			33.9	30.9	31.1	190
200	46.8	46.4	34.4	29.1	29.6		38.2	38.4			39.6	33.2			32.2	29.3	28.7	200
210	43.7	43.7	32.8	26.6	27.6	25.6	34.5	36.2			36.4	30.9			30.4	27.5	26.1	210
220	40.5	40.8	30.9	23.9	25.6	24.4	30.5	34	21.2		32.5	28.8			28.2	25.7	23.3	220
230	36.6	38.1	29.3	20.9	23.6	23	26.5	31.9	19.6		28.4	26.9			24.9	23.6	20.5	230
240		36.2	27.7		21.4	21.4	23	29.8	18.1		25.3	25.2	11.8		23.5	21.5	12	240
250		34	26.2		18.9	19.9		27.2	16.7			23.6	10.6			19.3	10.9	250
260			24.7			18.6		22.3	15.4			21.9	9.6			17	9.8	260
270			23.2			17.3			14.3				8.6			14.3	8.8	270
280						15.7			13.2				7.7				7.9	280
290									12.2				6.8				7	290
300																6.2		300

* adapter - piece d'adaptateur

Maxtab_lbf_t_275_504_01301_00_000_01303_00_000

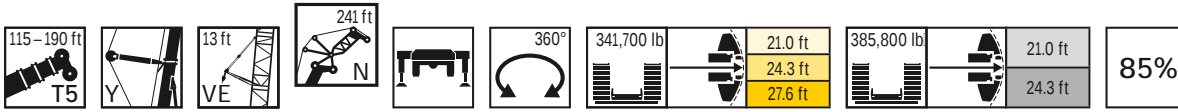
	115 ft + 26 ft*			132 ft + 26 ft*			151 ft + 26 ft*			170 ft + 26 ft*			190 ft + 26 ft*						
	84/83°	76°	66°	84/83°	76°	66°	84/83°	76°	66°	84/83°	76°	66°	84/83°	76°	66°				
N 230 ft																			
100	52.4			44.1												100			
110	56.2			49.6			51.9									110			
120	55.2			51			55.2						50.1		48	120			
130	51.8			48.1			55.8						54		46.6	130			
140	53.1			45.2			54.6						53.3		43.7	140			
150	54.2	53		42.5			51.3						50.4		41.1	150			
160	54.6	53.8		40	38.6		48.2						47.6		38.8	160			
170	54.4	51.7		37.6	36.7		45.4	43.4					44.7		36.6	170			
180	51.8	49.3		35.1	34.8		42.8	41					42.4	36.8	34.6	31.6	180		
190	49	46.9		32.6	32.8		40.3	38.7					40.3	34.6	32.7	29.8	190		
200	46.1	44.5		30.2	30.8		37.7	36.6					38.2	32.5	31	28.2	200		
210	43.2	42.2	31.5	27.8	28.9		34.6	34.6					36	30.3	29.4	26.7	210		
220	40.4	40	29.6	25.3	27	23.7	31.1	32.6					33	28.2	27.8	25.3	220		
230	37.5	37.7	27.8	22.8	25.1	21.9	27.4	30.5	18.1				29.5	26.3	26.1	23.9	230		
240	34.1	35.2	26	19.9	23.1	20.3	23.6	28.6	16.6				25.7	24.5	11.1	24.3	22.5	240	
250		32.9	24.4	16.2	21.1	18.8	21.2	26.9	15.3				23.1	22.9	9.9	22.5	21.1	9.1	250
260		31.4	23		18.6	17.5		24.4	14					21.4	8.9		19.8	8.1	260
270			21.7		15.9	16.2		20.1	12.9					19.7	7.9		18.5	7.1	270
280			20.3			15			11.8						6.9		17.2	6.2	280
290						13.9			10.8						6.1			5.4	290
300									9.9						5.3			4.6	300
310															4.5				310

* adapter - piece d'adaptateur

Maxtab_lbf_t_275_504_01401_00_000_01403_00_000

Lifting capacities Forces de levage

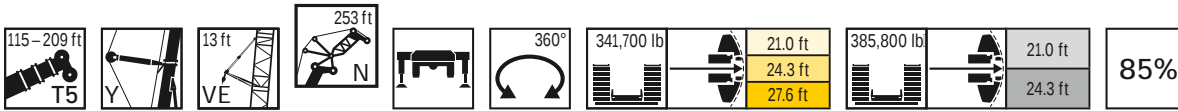
T5YVEN 241 – 253 ft



	115 ft + 26 ft*			132 ft + 26 ft*			151 ft + 26 ft*			170 ft + 26 ft*			190 ft + 26 ft*			
	N 241 ft															
	84/83°	76°	66°	84/83°	76°	66°	84/83°	76°	66°	84/83°	76°	66°	84/83°	76°	66°	
100	43.4															100
110	48.1			39.7			44.7									110
120	50.8			44.7			47.9			41.9			42.9			120
130	49.7			46.2			50.4			46.4			43.8			130
140	46.7			43.5			50.2			48.8			41.9			140
150	47.6			41			49.1			48.1			39.4			150
160	48.5	47.9		38.6			46.6			46.1			37.2			160
170	49.1	48.3		36.3	34.9		43.9	41.8		43.6			35			170
180	49.1	46.9		34.1	33.2		41.4	39.5		41	35.1		33.1	25.4		180
190	47.2	44.7		31.9	31.6		39.2	37.3		38.9	33		31.3	28.3		190
200	44.7	42.6		29.6	29.7		36.8	35.4		36.9	31		29.6	26.7		200
210	42.1	40.5		27.4	27.9		34.3	33.5		35.1	29		28	25.2		210
220	39.6	38.4	28.2	25.2	26.2		31.4	31.7		32.9	27.2		26.5	23.9		220
230	36.9	36.5	26.5	23	24.4	21	28.4	29.9		30.2	25.3		25.1	22.6		230
240	34.3	34.6	24.9	20.6	22.6	19.4	25.1	28.1	16.5	26.9	23.6		23.7	21.4		240
250	31.3	32.4	23.5	17.9	20.8	17.9	21.5	26.4	15.1	23.5	22	9	22.1	20.1		250
260	27.1	30.3	22.2	14.9	18.9	16.6	19.3	24.6	13.8	20.7	20.5	8	19.9	18.9	9.3	260
270		28.7	21		16.8	15.3		22.3	12.7		19.2	7		17.6	8.3	270
280			19.7		14.2	14.2		18.5	11.6		17.7	6.1		15.8	7.3	280
290			18.5			13.1			10.6		14.3	5.3		13.2	6.4	290
300						12.1			9.6			4.4			5.6	300
310									8.7						4.8	310
320															4.1	320

* adapter - piece d'adaptateur

Maxtab_lbf_t_275_504_01501_00_000_01503_00_000



	115 ft + 26 ft*			132 ft + 26 ft*			151 ft + 26 ft*			170 ft + 26 ft*			190 ft + 26 ft*			209 ft + 26 ft*		
	N 253 ft																	
	84/83°	76°	66°	84/83°	76°	66°	84/83°	76°	66°	84/83°	76°	66°	84/83°	76°	66°	84/83°	76°	
110	39.1			33.3													110	
120	44.1			37.4			41.2			37.9			26.1				120	
130	46.5			40.7			43.8			38.3			38.5			36.4	130	
140	44.9			39.4			45.3			36.2			38.6			37.6	140	
150	43.2			37.1			45.2			34.1			39.3			35.5	150	
160	40.8	41.2		34.9			44.3			32.1			37			33.3	160	
170	38.6	39.5		32.7	30.3		42.1			30.3			34.9			31.4	170	
180	36.5	37.7		30.6	28.8		39.7	37.5		28.4			33			29.6	180	
190	34.4	36		28.6	27.2		37.5	35.5		26.4	19.6		31.1	25		27.9	190	
200	32.2	34.2		26.7	25.7		35.3	33.6		24.4	18.5		29.4	23.6		26.3	22.6	200
210	30.1	32.4		24.7	24.1		33.3	31.7		22.4	17.4		27.9	22.4		24.8	21.1	210
220	28.1	30.6	27	22.7	22.5		31	30		20.3	16.2		26.4	21.1		23.5	19.6	220
230	26.2	28.8	25.1	20.7	20.9		28.4	28.2		18	14.9		24.8	19.8		22.3	18.2	230
240	24.3	27.1	23.5	18.8	19.3	17.5	25.5	26.6		15.7	13.6		22.6	18.4		21	16.8	240
250	22.3	25.3	22.3	16.7	17.8	16.5	22.5	25	13.7	13.5	12.2		19.8	17.1		19.6	15.5	250
260	19	23.4	21	14.4	16.3	15.5	19	23.6	12.5	11.2	10.9	5.3	17.2	16.2	6	18.3	14.2	260
270	14.4	21.3	19.8	11.9	14.5	14.3	16.8	22	11.3	10.9	9.7	5	16.6	15.3	6.6	17	13	270
280		18.8	18.6		12.7	13.2	19.8	10.3			8.3	4.6	14.1	13.9	5.6	15	11.9	280
290			17.5		10.7	12.1		16.5	9.3		6.9	4		12.4	4.8		10.9	290
300			16.2			11.1			8.3		4.9			10.8	4		9.7	300
310			14.8						7.4								8.2	310
320									6.6									320

* adapter - piece d'adaptateur

Maxtab_lbf_t_275_504_01601_00_000_01603_00_000

Lifting capacities Forces de levage

T5YVEN 264 – 276 ft

	115 ft + 26 ft*			132 ft + 26 ft*			151 ft + 26 ft*			170 ft + 26 ft*		190 ft + 26 ft*			209 ft + 26 ft*		
	N 264 ft																
	84/83°	76°	66°	84/83°	76°	66°	84/83°	76°	66°	84/83°	76°	84/83°	76°	66°	84/83°	76°	
110	34.2																110
120	36.3			29.8			36.6			32.1		17.3					120
130	40.4			33.4			38.8			34.9		34.1			33.1		130
140	41.9			36.9			37.9			34.6		33.9			34.5		140
150	40.8			35.6			36.2			32.5		31.6			33.8		150
160	38.4			33.5			34.3			30.7		33.3			31.7		160
170	38.9	39		31.5			32.4			29		34.8			29.9		170
180	39.8	39.6		29.6	27.3		30.6	27.4		27.2		33.3			28.1		180
190	39.7	39.1		27.7	25.9		28.7	26.5		25.4	18.1	31.5	26.8		26.5		190
200	37.7	37.2		25.9	24.5		26.9	25.4		23.7	17.2	29.8	25.5		25	13.7	200
210	35.6	35.4		24.1	23.1		24.9	24.3		21.9	16.2	28.2	24.2		23.6	14.4	210
220	33.6	33.6		22.2	21.7		22.9	23		20	15.2	26.8	23		22.3	14.3	220
230	31.7	31.8	23.9	20.4	20.2		20.7	21.7		18	14.1	25.3	21.5		21	13.3	230
240	29.7	30.2	22.4	18.6	18.7	16.2	18.6	20.3		15.9	12.9	23.8	20.1		19.9	12.3	240
250	27.6	28.4	21.3	16.8	17.2	15.4	16.4	18.7	13.2	13.8	11.8	22.5	18.8		18.2	11.3	250
260	25.4	26.7	20.2	14.8	15.8	14.5	14	17.2	11.9	11.8	10.6	20.6	17.5		16.2	10.3	260
270	23.2	24.9	19.1	12.8	14.3	13.5	11.4	15.5	10.8	9.8	9.5	17.9	16.2	6.1	13.9	9.3	270
280	19.9	23.1	17.9	10.7	12.8	12.4	10.2	13.5	9.7	8.5	8.4	15.3	14.5	5.2	11.6	8.3	280
290		21.2	16.8		11.2	11.4		11.5	8.7	7.5	7.1	14.6	12.8	4.4	11.1	7.3	290
300		6.3	15.7		9.5	10.4		9.4	7.8		5.7		11.1		6.2		300
310			14.5			9.4			6.9				9.5		5		310
320			13.3			8.6			6.1								320
330						7.6			5.3								330

* adapter - piece d'adaptateur

Maxtab_lbf_t_275_504_01701_00_000_01703_00_000

	115 ft + 26 ft*			132 ft + 26 ft*			151 ft + 26 ft*			170 ft + 26 ft*		190 ft + 26 ft*		209 ft + 26 ft*		227 ft + 26 ft*		
	N 276 ft																	
	84/83°	76°	66°	84/83°	76°	66°	84/83°	76°	66°	84/83°	76°	84/83°	76°	84/83°	76°	84/83°	76°	
110	30																110	
120	30.2						23.3										120	
130	33.6			24.5			28.1			25.1		19.5		20.3			130	
140	36.5			27.2			32.6			29.8		23.1		28			140	
150	37.9			30.9			35.1			32.2		28		30.9		23.1	150	
160	36.7			34.9			36.3			34.6		28		30.1		22.1	160	
170	34.6	33.4		34.7			36.3			35.3		28		28.3		20.7	170	
180	34.6	34.3		32.7	30.2		35.9			34.9		27.6		26.6		19.5	180	
190	35.3	34.8		30.8	28.7		35.4	31.8		34.2		26.7		25		18.3	190	
200	35.5	35		29	27.2		33.8	30		32.4	25.6	25.4	22.3	23.6		17.1	200	
210	35.4	34.4		27.2	25.9		31.8	28.2		30.8	23.9	24	21	22.2	16	16.1	210	
220	34.6	32.7		25.4	24.5		30.1	26.6		29.3	22.4	22.7	19.9	20.9	15	15.1	220	
230	32.7	31.1		23.7	23.2		28.4	25		27.8	20.9	21.5	18.8	19.7	14	14.2	230	
240	30.8	29.5	21.3	21.9	21.8		26.8	23.5		26.4	19.5	20.3	17.7	18.6	13	13.4	240	
250	28.9	28	19.7	20.1	20.3	14.2	25.2	22		24.4	18.1	19.2	16.7	17.5	12	12.7	250	
260	26.9	26.6	18.7	18.2	18.9	13	23.6	20.7	10.3	22.1	16.8	18.1	15.7	16.5	11	12.1	260	
270	24.9	25.3	17.8	16.3	17.4	11.9	22	19.4	9.2	19.5	15.6	17.4	14.8	15.2	10.1	11.2	270	
280	22.6	24.1	16.6	14.2	15.9	10.9	20.2	18.2	8.1	16.7	14.5	16	13.7	13.8	9.1	10.2	280	
290	18.9	22.6	15.5	12.1	14.3	10	17.7	17.1	7.1	13.7	13.5	14.7	12.6	11.6	8.1	9.3	290	
300		20.7	14.4		12.7	9		16.1	6.2	13	12.4	12.6	11.7	10.6	7.3	8.1	300	
310		17.9	13.4		10.8	8.1		15.1	5.4		11.4		10.9		6.4		310	
320			12.4			7.2		13.5	4.6		9.6		10.1		5.5		320	
330			11.2			6.4									4.7		330	
340						5.7											340	

* adapter - piece d'adaptateur

Mxatab_lbf_t_275_504_01801_00_000_01803_00_000

Lifting capacities Forces de levage

T5YVEN 287 – 299 ft

	115 ft + 26 ft*			132 ft + 26 ft*			151 ft + 26 ft*			170 ft + 26 ft*		190 ft + 26 ft*		209 ft + 26 ft*		227 ft + 26 ft*		
	84/83°	76°	66°	84/83°	76°	66°	84/83°	76°	66°	84/83°	76°	84/83°	76°	84/83°	76°	84/83°		
120	26.4			18.2													120	
130	26.5			18.5			14.7					17.1					130	
140	29.4			19.1			17.7					23.2			15.9		140	
150	32			20			22.2					26.9			22.5		150	
160	32.3			21.5			27.6					28.9			26.9		160	
170	31.9			24			30.2					30.4			27		170	
180	31.3	30		26.9			30.4					30			25.7		180	
190	29.9	30.3		28.8	30		30.2	28.8				29.7		25.5	24.2		190	
200	29.8	30.2		29.9	29.8		29.8	28.3				29.2	24.3	26.2	22.9		200	
210	29.6	29.9		29.5	28.9		29.3	26.8				28.7	22.7	26.3	21.6		210	
220	29.2	29.4		29	27.4		28.8	25.2				28.2	21.2	25.8	19.5	20.4	16.2	220
230	28.8	28.9		28.5	25.9		28.3	23.7				26.8	19.8	24.7	18.2	19.2	14.9	230
240	28.1	28.1		28.1	24.5		27.5	22.2				25.2	18.5	23.5	16.9	18.2	13.7	240
250	26.4	26.6	19	27.7	23.1		26	20.9				23.6	17.2	22.2	16.9	17.2	12.6	250
260	24.5	25.2	17.9	26	21.8	12.1	24.5	19.6				22.1	15.9	20.9	15.7	16.2	11.5	260
270	22.6	23.7	17	24	20.5	11.1	23.1	18.4	8.4			20.1	14.8	19.7	14.6	15.2	10.6	270
280	20.5	22.3	16	22	19.4	10.2	21.6	17.2	7.3			17.7	13.7	18.4	13.5	14	9.8	280
290	18.2	20.7	15	19.7	18.3	9.3	19.9	16.1	6.4			15.2	12.7	17.1	12.5	13.1	9	290
300	14.8	19.2	13.9	17.4	17.3	8.3	18.2	15.1	5.5			12.4	11.7	15.7	11.6	12.1	8	300
310		17.5	12.9		16.4	7.4	15.8	14.2	4.6			11.5	10.9	14.2	10.7	11.1	7.1	310
320		15.2	11.9		15.5	6.5		13.3					9.9		10		6.3	320
330			11			5.7		12.4					8.7		9.3		5.5	330
340			10.2			5								8.7		4.8		340
350						4.3												350

* adapter - piece d'adaptateur

Maxtab_lbf_t_275_504_01901_00_000_01903_00_000

	115 ft + 26 ft*			132 ft + 26 ft*			151 ft + 26 ft*			170 ft + 26 ft*		190 ft + 26 ft*		209 ft + 26 ft*				
	84/83°	76°	66°	84/83°	76°	66°	84/83°	76°	66°	84/83°	76°	84/83°	76°	84/83°	76°			
120	22.4																120	
130	22.4			15.3			10.6					10.9					130	
140	22.6			15.4			12.3					15.1					140	
150	26.2			15.6			15					20.3					150	
160	28.6			16			18.6					24.5					160	
170	28.8			16.7			23					26.1					170	
180	28.2	27.2		17.8			25.9					26.7					180	
190	27.5	26.8		19.6	23.8		26.5					26.3					190	
200	26.5	25.3		21.8	25.8		26.2	25.7				25.7		23.8		21.5	200	
210	25.1	25.5		23.6	25.8		25.6	25.1				25.3	21.2	22.4		20.4	210	
220	25.2	25.9		25	25.3		25.2	23.6				24.8	19.9	21.2		19.2	220	
230	25.1	25.6		24.8	24.2		24.8	22.2				24.4	18.5	20	16.7	18.1	12.8	230
240	24.9	25.2		24.5	22.9		24.4	20.9				23.7	17.3	18.9	15.5	17.1	11.8	240
250	24.7	24.4	17.3	24.2	21.6		24	19.6				22.2	16	17.8	14.3	16.1	10.8	250
260	24.4	23.2	16.3	23.8	20.4	11.4	23	18.4				20.7	14.9	16.8	13.2	15	9.9	260
270	23.8	22	15.4	23.6	19.2	10.2	21.7	17.2				19.3	13.8	15.6	12.1	13.8	9.1	270
280	22.2	20.9	14.6	23.2	18.1	9.4	20.4	16.1	6.9			17.5	12.7	14.7	11.2	13	8.1	280
290	20.4	19.8	13.6	22.3	17	8.7	19	15	5.9			15.4	11.8	13.9	10.3	12.2	7.1	290
300	18.6	18.8	12.6	20.4	16	7.7	17.5	14	5			13.2	10.9	13	9.6	11.4	6.1	300
310	16.1	17.8	11.7	18.2	15.1	6.8	16	13.1	4.2			10.8	10.1	12	8.8	10.7	5.3	310
320		16.7	10.9		14.2	5.9	13.8	12.2				10	9.5	11	8.2	9.9	4.6	320
330		15	10.1		13.4	5.1		11.5					8.6		7.3		4	330
340			9.4			4.3		10.8					7.5		6.5			340
350			8.6											5.7				350

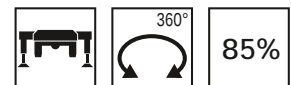
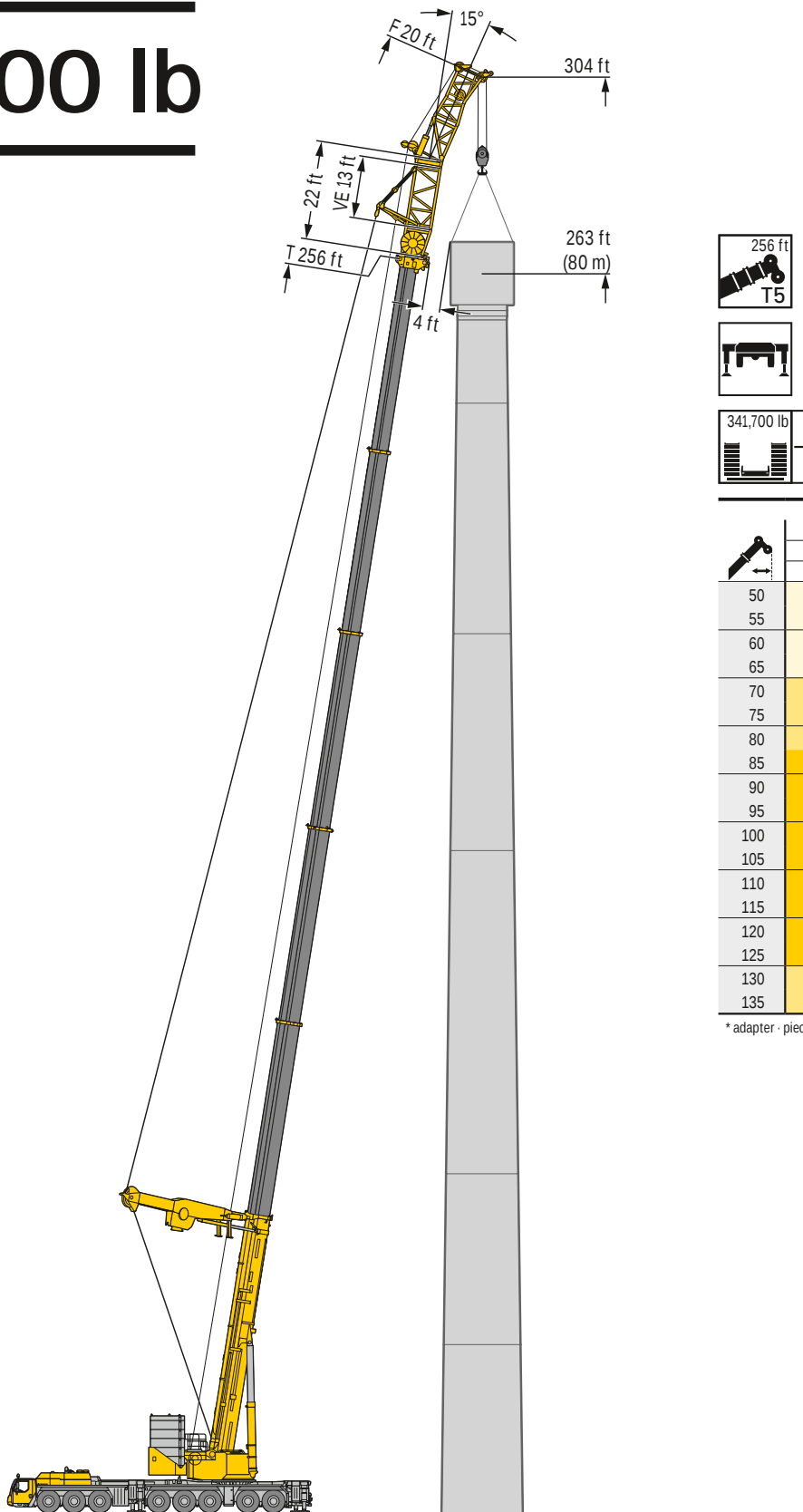
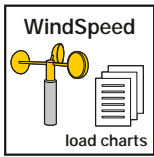
* adapter - piece d'adaptateur

Maxtab_lbf_t_275_504_02001_00_000_02003_00_000

Wind power applications Applications de centrale éolienne

T5YVENZF+

126,600 lb



341,700 lb	21.0 ft
	24.3 ft
	27.6 ft

256 ft + 22 ft* NZF+ 20 ft	15°
	50
55	121.7
60	117.1
65	112.6
70	108.3
75	104.2
80	100.4
85	96.7
90	93.1
95	89.8
100	85.7
105	80.4
110	73.3
115	65
120	56.6
125	48.2
130	40
135	31.7

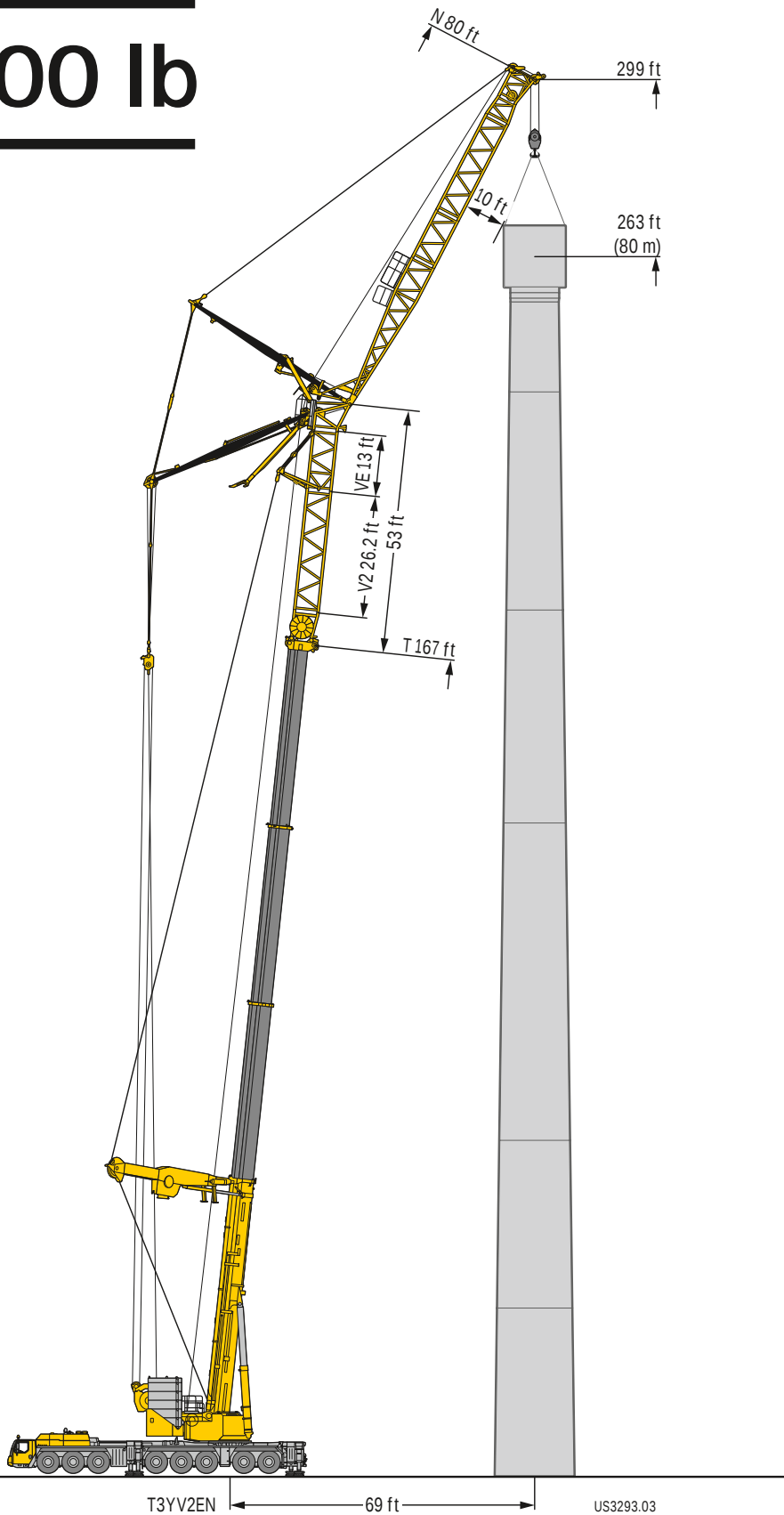
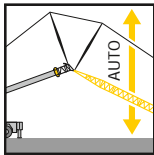
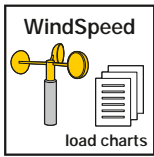
* adapter · piece d'adaptateur

T5YVENZF ← 50 ft → US3287.02

Wind power applications

Applications de centrale éolienne

149,900 lb



Equipment

Crane carrier

Frame	Self-manufactured, torsion-resistant box-type design of high-tensile fine grained structural steel.
Outriggers	4-point supporting system, hydraulically telescopic into horizontal and vertical direction. Operation with remote control, automatic support leveling, electronic inclination display.
Engine	8-cylinder Diesel, make Liebherr, watercooled, output 505 kW (686 h.p.), max. torque 2263 lb-ft. Exhaust emissions acc. to (EU) 2016/1628, EPA/CARB or ECE-R.96. Fuel reservoir: 225 gallons.
Transmission	Automatic transmission system with torque converter and interarder, make ZF, 12 forward speeds and 2 reverse speeds, transfer case with transfer differential.
Axles	Low maintenance crane chassis axles, all 8 axles steered. Axles 2, 3, 4 and 5 are planetary axles. Axles 4 and 5 with transversal differential locks, axles 3 and 4 with longitudinal differential locks.
Suspension	All axles are mounted on hydropneumatic suspension – “Niveaumatik suspension” and are lockable hydraulically.
Tyres	16 tyres. Size of tyres: 445/95 R 25 (16.00 R 25).
Steering	2-circuit system with hydraulic servo steering. Active speed depending rear axle steering, special steering programs for various driving situations.
Brakes	Service brake: all-wheel servo-air brake, all axles are equipped with disc brakes, dual circuit. Additional brakes: exhaust flap brake, Telma Eddy current brake, interarder in gearbox. Hand brake: Spring-loaded, acting on all wheels of axles 3 to 7.
Driver's cab	Spacious corrosion resistant with comfort furnishings, mounted on rubber shock absorbers, safety glazing.
Electrical system	Modern data bus technique, 24 Volt DC.

Crane superstructure

Frame	Liebherr-manufactured, torsionally rigid steel construction made from high-tensile fine-grain steel. Triple-roller slewing rim.
Crane drive	Mechanical drive of the crane hydraulic from the chassis. Variable axial piston pumps with servo control and power regulation.
Control	Two self-centering control levers (joy-sticks). Pedal switches for telescoping. Infinitely variable crane motions through displacement control of the hydraulic pumps. Additional working speed control by variation of the Diesel engine speed.
Hoist gear	Axial piston variable displacement motor, hoist drum with integrated planetary gear and spring-loaded static brake. Actuation by closed regulated oil circuit.*
Luffing gear	2 differential rams with pilot-controlled brake valve.
Slewing gear	3 axial piston constant motors, planetary gear, spring loaded multiple disk brake. Actuation by closed regulated oil circuit.
Crane cab	Large screen area, compound glass, comfort furnishing, cabin tiltable approx. 20° to rear.
Safety devices	LICCON2 safe load indicator, test system, hoist limit switches, safety valves against rupture of pipes and hoses.
Telescopic boom	Variant T3: 1 base section and 3 telescopic sections. All telescopic sections extendable individually by means of the rapid-cycle telescoping system TELEMATIK. Boom length 55 ft to 177 ft. Variant T5: 1 base section and 5 telescopic sections. All telescopic sections extendable individually by means of the rapid-cycle telescoping system TELEMATIK. Boom length 57 ft to 263 ft.
Counterweight	341,700 lb

Additional equipment

F	Fixed lattice jib 20 ft – 203 ft Adjustment 0°; 10°; 20°; 40°
NZF	Fixed lattice jib 20 ft – 203 ft Hydraulic adjustment 0° – 38°
N	Luffing fly jib 69 ft – 299 ft
H	Auxiliary jib 5.5 ft
Y	Guying system for telescopic boom consisting of guying frames with stay ropes, tiltable hydraulically into transport position.
VE	Eccentric incl. 13 ft telescopic boom extension.
V2	Telescopic boom extension 26.2 ft
2 nd hoist gear	Axial piston variable displacement motor, hoist drum with integrated planetary gear and spring-loaded static brake. Actuation by closed regulated oil circuit.
3 rd hoist gear with luffing block	Variable axial piston motor, Liebherr hoist drum with built-in planetary gear and static brake, for adjusting luffing fly jib.
Additional support	Auxiliary support for setting up at the rear of the vehicle
Tyres	16 tyres, size 525/80 R 25 (20.5 R 25).
Additional counterweight	44,100 lb for a total counterweight of 385,800 lb.

Other items of equipment available on request.

* The hook block cannot be lowered to the ground when using winch 1 with certain boom configurations due to the hoist rope length. This can particularly apply to long boom systems and high reeving. The optional winch 2 with a longer hoist rope must be used if you wish to lower the hook block to the ground with these boom configurations.

Équipement

Châssis porteur

Cadre	Châssis résistant à la torsion de fabrication Liebherr, en acier à grains fins très résistant.
Calage	Dispositif de calage horizontal et vertical en 4 points, entièrement déployable hydrauliquement. Utilisation avec commande à distance, mise à niveau automatique du calage, inclinomètre électronique.
Moteur	Moteur diesel, 8 cylindres, fabriqué par Liebherr, à refroidissement par eau, de 505 kW (686 ch), couple max. 2263 lb-ft. Emissions des gaz d'échappement conformes au directive (EU) 2016/1628, EPA/CARB ou ECE-R.96. Capacité du réservoir à carburant: 225 gallons.
Boîte de vitesse	Boîte automatique avec convertisseur de couple et ralentisseur, marque ZF, 12 marches AV et 2 marches AR, boîte de transfert avec différentiel répartiteur.
Essieux	Grues automotrices à faible entretien, 8 essieux directeurs. Essieux 2, 3, 4 et 5 planétaires. Essieux 4 et 5 avec blocages de différentiels transversaux, essieux 3 et 4 avec blocages de différentiels longitudinaux.
Suspension	Suspension hydropneumatique «Niveumatik» – sur tous les essieux. Chaque essieu peut être bloqué hydrauliquement.
Pneumatiques	16 pneus. Taille: 445/95 R 25 (16.00 R 25).
Direction	2 circuits avec direction assistée hydraulique. Direction active des essieux arrière et dépendante de la vitesse, programmes de direction spéciaux pour les différents modes de déplacement.
Freins	Freins de service : servofrein à air comprimé, tous les essieux sont munis de freins à disque, à 2 circuits. Freins auxiliaire : par clapet sur échappement, frein Telma, ralentisseur monté sur boîte de vitesse. Frein de secours et frein à main : par cylindres à ressorts sur les essieux 3 à 7.
Cabine	Spacieuse cabine, traitement anticorrosion, équipement «grand confort», suspension par silentbloks, vitrage de sécurité.
Installation électrique	Technique moderne de transmission de données par BUS de données, courant continu 24 Volts.

Partie tournante

Cadre	Fabrication Liebherr, construction soudée indéformable, en acier à grain fin haute résistance. Couronne d'orientation à triple rangée de rouleaux.
Entraînement	Entraînement mécanique de l'hydraulique de la grue par le châssis de la grue. Pompes réglables à pistons axiaux avec servocommande et réglage de puissance.
Commande	2 leviers à 4 directions avec rappel automatique au point mort. Commande des mouvements progressive en continu par variation de l'inclinaison des pompes et augmentation du régime moteur.
Mécanisme de levage	Moteur hydraulique à cylindrée variable, treuil avec réducteur planétaire à frein d'arrêt à lamelles intégrées, en circuit hydraulique ferme.*
Mécanisme de relevage	2 vérin différentiel avec clapet de frein commandé.
Dispositif de rotation	3 moteur à débit constant et pistons axiaux, réducteur planétaire, frein d'arrêt à ressort commandé par ressort en circuit hydraulique ferme.
Cabine de grue	Large champ de vision, vitrage de sécurité, équipement pour un confort idéal, cabine inclinable de env. 20° vers l'arrière.
Dispositif de sécurité	Contrôleur de charge LICCON2, système test, fin de course crochet haut, clapets de sécurité en cas de ruptures de flexibles.
Flèche télescopique	Variante T3 : Un élément de base et de 3 télescopes. Chaque partie peut être télescopée individuellement à l'aide du système de télescopage séquentiel rapide TELEMATIK. Longueur de flèche: 55 ft – 177 ft. Variante T5 : Un élément de base et de 5 télescopes. Chaque partie peut être télescopée individuellement à l'aide du système de télescopage séquentiel rapide TELEMATIK. Longueur de flèche: 57 ft – 263 ft.
Contrepoids	341,700 lb

Équipement supplémentaire



































F	Flechette treillis fixe 20 ft – 203 ft. Positionnement 0°; 10°; 20°; 40°
NZF	Flechette treillis fixe 20 ft – 203 ft Positionnement hydraulique à 0° – 38°
N	Fléchette treillis à volée variable 69 ft – 299 ft
H	Fléchette auxiliaire 5.5 ft
Y	Haubanage de flèche composé du chevalet d'haubanage avec haubanage du câble, rabattable hydrauliquement en position de transport.
VE	Axe excentrique avec extension de flèche de 13 ft.
V2	Rallonge de flèche télescopique 26.2 ft
2ème mécanisme de levage	Moteur hydraulique à cylindrée variable, treuil avec réducteur planétaire à frein d'arrêt à lamelles intégrées, en circuit hydraulique ferme.
3ème treuil avec train de mouflage	Moteur à cylindrée variable et pistons axiaux, treuil à câble Liebherr avec réducteur planétaire intégré et frein d'arrêt commande par ressort, pour le déploiement de la flechette treillis à volée variable.
Support additionnel	Support auxiliaire pour équiper l'arrière d'un véhicule
Pneumatiques	16 pneus. Taille: 525/80 R 25 (20.5 R 25).
Contrepoids additionnel	44,100 lb pour un contrepoids total de 385,800 lb.

Autres équipements supplémentaires sur demande.

* En cas d'utilisation du treuil 1, le moufle à crochet ne peut pas être abaissé jusqu'au sol en raison de la longueur du câble de levage dans certaines configurations de la flèche. Cela peut notamment se produire en cas de systèmes de flèche longs et de mouflages hauts.
Si, dans ces configurations de flèche, le moufle à crochet doit être abaissé jusqu'au sol, il faut utiliser le treuil 2 en option avec un câble de levage plus long.

Description of symbols

Explication des symboles

	Max. capacity Capacité max.		Outriggers rear Calage arrière		Radius Portée
	Max. hoist height Hauteur de levage max.		Additional support at rear of vehicle Le support additionnel arrière de véhicule		Telescopic boom Flèche télescopique
	Max. radius Portée max.		Crane superstructure Partie tournante de la grue		Guying system for telescopic boom Y Haubanage de flèche Y
	Tyres Pneumatiques		infinitely variable en continu		Luffing fly jib Fléchette treillis à volée variable
	Hookblock / Capacity Moufle à crochet / Capacité de charge		Rope diameter Diamètre		Telescopic boom extension with eccentric Rallonge flèche télescopique avec axe excentrique
	No. of sheaves Poulies		Rope length Longueur du câble		Telescopic boom extension Rallonge flèche télescopique
	No. of lines Brins		Max. single line pull Effort au brin maxi.		Fixed / hydraulic lattice jib Fléchette treillis fixe / hydraulique
	Weight Poids		Hoist gear Treuil de levage		
	Crane carrier Châssis porteur		Slewing speeds Vitesses d'orientation		
	Driving speed Vitesse de translation		Boom length Longueur de la flèche		
	Gradability Aptitude à gravir les pentes		Boom position Position de la flèche		
	Transmission Boîte de vitesse		Counterweight Contrepoids		
	Gear Vitesse		Counterweight radius Rayon de contrepoids		
	Onroad gear Vitesse de route		Outriggers Calage		
	Max. supporting forces Forces d'appui max.		Slewing gear / Working area Mécanisme d'orientation / Plage de travail		
	Outriggers front Calage avant		Standard Norme		

Remarks

1. The lifting capacities do not exceed 85 % of the tipping load according to ASME B 30.5. The crane's structural steelwork is in accordance with EN 13000 and ASME B 30.5.
2. For the calculation of the load charts at least a wind speed of 30 ft/s (9 m/s, 20 mph) and regarding the load a sail area of 1 m² per ton load and a wind resistance coefficient of 1.2 on the load have been taken into account. For lifting of loads with large sail areas and/or high wind resistance coefficients the maximum wind speed as stated in the load charts has to be reduced.
3. The lifting capacities stated are valid for lifting operation only (corresponding with crane classification according to ISO 4301-1, crane group A1).
4. Lifting capacities are given in kip.
5. The weight of the hook blocks and hooks is part of the load and therefore it must be deducted from the lifting capacities.
6. Working radii are measured from the slewing centre.
7. The stated lengths of the telescopic boom are maximum values and may deviate slightly.
8. The lifting capacities given for the telescopic boom apply if the folding jib is removed.
9. Subject to modification of lifting capacities.
10. Lifting capacities above 527,600 lb only with additional special equipment.
11. The data of this brochure serves only for general information. All information is provided without warranty. Instructions for the correct commissioning of the crane please take from the operation manual and the load chart book.
12. The pictures contain also accessories and special equipment not included in the standard scope of delivery.

Remarques

1. La capacité de charge ne doit pas dépasser 85 % de la charge de basculement conformément à ASME B 30.5. La structure métallique de la grue est conforme à EN 13000 et ASME B 30.5.
2. Une vitesse de vent de 30 ft/s (9 m/s, 20 mph) minimum, une surface de prise au vent de 1 m² par tonne ainsi qu'un coefficient de résistance au vent de la charge 1,2 sont pris en compte pour le calcul des tableaux de charge. Lorsque des charges ayant une surface de prise au vent et/ou un coefficient de résistance au vent plus élevé(e)s sont levées, la vitesse de vent maximale indiquée dans les tableaux de charge doit être réduite.
3. Forces de levage pour application de grue de montage (correspond à la classification de grues selon ISO 4301-1, groupe de grues A1).
4. Les charges sont indiquées en kip.
5. Le poids du crochet de levage resp. de la moufle à crochet est une partie de la charge et doit donc être déduit de la capacité de charge.
6. Les portées sont calculées à partir de l'axe de rotation.
7. Les longueurs indiquées pour la flèche télescopique sont des valeurs maximales et peuvent légèrement varier dans la réalité.
8. Les charges indiquées pour la flèche télescopique sont valables lorsque la fléchette pliante est démontée.
9. Charges données sous réserve de modification.
10. Forces de levage plus de 527,600 lb seulement avec équipement supplémentaire.
11. Les données de cette brochure sont données à titre informatif. Ces renseignements sont sans garantie. Les consignes relatives à la bonne mise en service de la grue sont disponibles dans le manuel d'utilisation et le manuel de tableaux de charge.
12. Les figures contiennent également des accessoires et des équipements spéciaux non inclus de série dans la livraison.

MyLiebherr

Our MyLiebherr portal is the easy way for you to access Liebherr's digital service world.
Take advantage of extensive basic and additional services for your mobile and crawler cranes.

Avec notre portail MyLiebherr, accédez facilement à l'univers numérique du service de Liebherr.
Bénéficiez dès maintenant d'un service global et de prestations complémentaires pour vos grues mobiles et sur chenilles.



One portal, all services
MyLiebherr

Planning
Crane Finder

Operations
Performance

Planning
Crane Planner 2.0

Operations
Documents

Maintenance
Spare Parts Catalogue

Planning
LICCON Work Planner

Training
Digital Crane Operator

Maintenance
Parts Shop

Proposition 65



WARNING: This product can expose you to chemicals, including exhaust emissions, including lead and lead compounds, which are known to the State of California to cause cancer, birth defects or other reproductive harm.
For more information see: www.P65warnings.ca.gov/diesel

Subject to modification • Sous réserve de modifications

Liebherr-Werk Echingen GmbH • Postfach 1361 • 89582 Echingen, Germany
Phone +49 73 91 5 02-0 • www.liebherr.com

MyLiebherr



Printed in Germany (2)
lwe-td-275-06-us01-2023