



iShares MSCI EM Small Cap UCITS ETF  
U.S. Dollar (Distributing)  
iShares III plc



September 2025

Unless otherwise stated, Performance, Portfolio Breakdowns and Net Assets information as at: 30-Sep-2025. All other data as at 06-Oct-2025.

This document is marketing material. For Investors in Switzerland. Investors should read the KIID/PRIPs document and prospectus prior to investing, and should refer to the prospectus for the funds full list of risks.

FUND OVERVIEW

The Fund seeks to track the performance of an index composed of small cap companies from emerging markets countries.

KEY BENEFITS

- 1. Diversified emerging markets exposure
- 2. Direct investment in small capitalisation emerging markets companies
- 3. Emerging markets and small market capitalisation companies exposure

RISK INDICATOR

Lower Risk

Potentially Lower Rewards

Higher Risk

Potentially Higher Rewards



**CAPITAL AT RISK:** The value of investments and the income from them can fall as well as rise and are not guaranteed. Investors may not get back the amount originally invested.

KEY RISKS:

- Shares in smaller companies typically trade in less volume and experience greater price variations than larger companies.
- Emerging markets are generally more sensitive to economic and political conditions than developed markets. Other factors include greater 'Liquidity Risk', restrictions on investment or transfer of assets, failed/delayed delivery of securities or payments to the Fund and sustainability-related risks.
- Currency Risk: The Fund invests in other currencies. Changes in exchange rates will therefore affect the value of the investment.
- The value of equities and equity-related securities can be affected by daily stock market movements. Other influential factors include political, economic news, company earnings and significant corporate events.
- Counterparty Risk: The insolvency of any institutions providing services such as safekeeping of assets or acting as counterparty to derivatives or other instruments, may expose the Share Class to financial loss.
- Liquidity Risk: Lower liquidity means there are insufficient buyers or sellers to allow the Fund to sell or buy investments readily.

PRODUCT INFORMATION

ISIN : IE00B3F81G20  
Share Class Launch Date : 06-Mar-2009  
Share Class Currency : USD  
Total Expense Ratio : 0.74%  
Use of Income : Distributing  
Net Assets of Share Class (M) : 339.89 USD

KEY FACTS

Asset Class : Equity  
Benchmark : MSCI Emerging Markets Small Cap Index  
Fund Launch Date : 06-Mar-2009  
Distribution Frequency : Semi-Annual  
Net Assets of Fund (M) : 339.89 USD  
SFDR Classification : Other  
Domicile : Ireland  
Methodology : Optimised  
Issuing Company : iShares III plc  
Product Structure : Physical

PORTFOLIO CHARACTERISTICS

Price to Book Ratio : 1.57x  
Price to Earnings Ratio : 16.43x  
3y Beta : 1.00  
12m Trailing Yield : 1.71%  
Number of Holdings : 1,988

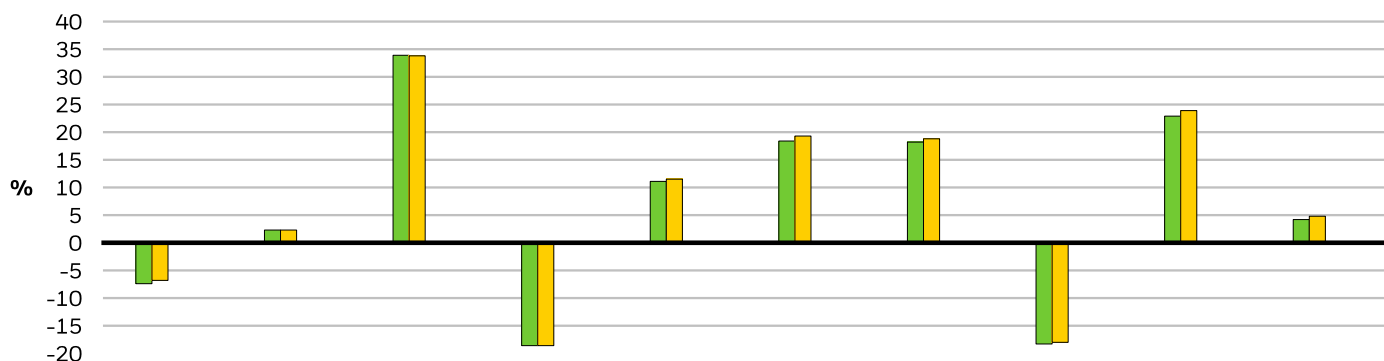
# iShares MSCI EM Small Cap UCITS ETF

## U.S. Dollar (Distributing)

### iShares III plc

**iShares**  
by BlackRock

#### CALENDAR YEAR PERFORMANCE



	2015	2016	2017	2018	2019	2020	2021	2022	2023	2024
Share Class	-7.43	2.31	33.89	-18.63	11.06	18.40	18.17	-18.28	22.89	4.21
Benchmark	-6.85	2.28	33.84	-18.59	11.50	19.29	18.75	-18.02	23.92	4.79

#### GROWTH OF HYPOTHETICAL 10,000 USD SINCE INCEPTION



#### CUMULATIVE & ANNUALISED PERFORMANCE

	CUMULATIVE (%)					ANNUALISED (% p.a.)		
	1m	3m	6m	YTD	1y	3y	5y	Since Inception
Share Class	1.95	5.18	23.18	16.46	7.86	17.27	11.87	10.72
Benchmark	2.00	5.36	23.46	16.67	8.28	17.91	12.51	11.08

The figures shown relate to past performance. Past performance is not a reliable indicator of current or future performance and should not be the sole factor of consideration when selecting a product or strategy. Share Class and Benchmark performance displayed in USD, hedged share class benchmark performance is displayed in USD. Performance is shown on a Net Asset Value (NAV) basis, with gross income reinvested where applicable. The return of your investment may increase or decrease as a result of currency fluctuations if your investment is made in a currency other than that used in the past performance calculation. **Source:** BlackRock

■ Share Class iShares MSCI EM Small Cap UCITS ETF U.S. Dollar (Distributing)  
■ Benchmark MSCI Emerging Markets Small Cap Index

#### Contact Us

For EMEA: +44-207-743-2030 • [www.blackrock.com](http://www.blackrock.com) • [investor.services@blackrock.com](mailto:investor.services@blackrock.com)

# iShares MSCI EM Small Cap UCITS ETF

## U.S. Dollar (Distributing)

### iShares III plc

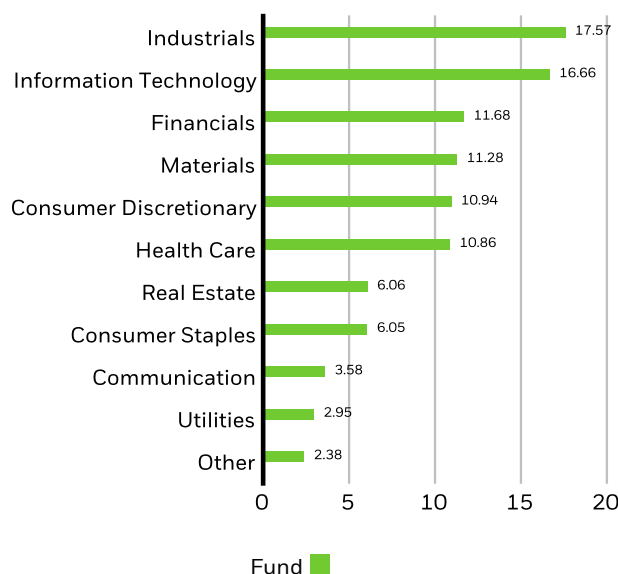
**iShares**  
by BlackRock

#### TOP 10 HOLDINGS (%)

CHROMA ATE INC	0.47%
KING YUAN ELECTRONICS LTD	0.40%
BIZLINK HOLDING INC	0.38%
NORTHAM PLATINUM HLDGS LTD	0.37%
COFORGE LTD	0.36%
FORTIS HEALTHCARE LTD	0.34%
UNITED INTEGRATED SERVICES LTD	0.33%
MAX FINANCIAL SERVICES LTD	0.32%
GOLD CIRCUIT ELECTRONICS LTD	0.31%
ASPEED TECHNOLOGY INC	0.31%
<b>Total of Portfolio</b>	<b>3.59%</b>

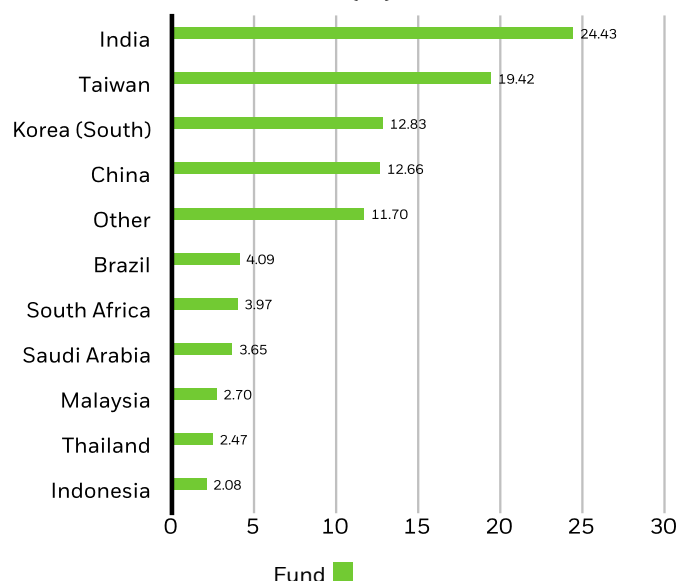
Holdings are subject to change.

#### SECTOR BREAKDOWN (%)



Allocations are subject to change. **Source:** BlackRock

#### GEOGRAPHIC BREAKDOWN (%)



Geographic exposure relates principally to the domicile of the issuers of the securities held in the product, added together and then expressed as a percentage of the product's total holdings. However, in some instances it can reflect the location where the issuer of the securities carries out much of their business.

#### TRADING INFORMATION

Exchange	SIX Swiss Exchange	London Stock Exchange	Deutsche Boerse Xetra
Ticker	IEMS	IEMS	EUNI
Bloomberg Ticker	IEMS SW	IEMS LN	EUNI GY
RIC	IEMS.S	IEMS.L	EUNI.DE
SEDOL	B55CLK2	B3F81G2	BVFZHT4
VALOR	10012776	10012776	-
Listing Currency	USD	USD	EUR

#### Contact Us

For EMEA: +44-207-743-2030 • [www.blackrock.com](http://www.blackrock.com) • [investor.services@blackrock.com](mailto:investor.services@blackrock.com)

# iShares MSCI EM Small Cap UCITS ETF

## U.S. Dollar (Distributing)

### iShares III plc



#### GLOSSARY

**SFDR Classification: Article 8:** Products that promote environmental or social characteristics and promote good governance practices.

**Article 9:** Products that have sustainable investments as an objective and follow good governance practices. **Other:** Products that do not meet the criteria to be classified as Article 8 or 9.

**Price to Earnings:** A valuation ratio of a company's current share price compared to its per-share earnings in the current forecast year, calculated as current share price divided by current earnings per share.

**Price to Book Ratio:** represents the ratio of the current closing price of the share to the latest quarter's book value per share.

#### IMPORTANT INFORMATION:

**In the UK and Non-European Economic Area (EEA) countries:** This is issued by BlackRock Advisors (UK) Limited, which is authorised and regulated by the Financial Conduct Authority. Registered office: 12 Throgmorton Avenue, London, EC2N 2DL, Tel: +44-207-743-2030. Registered in England and Wales No. 00796793. For your protection, calls are usually recorded. Please refer to the Financial Conduct Authority website for a list of authorised activities conducted by BlackRock.

iShares plc, iShares II plc, iShares III plc, iShares IV plc, iShares V plc, iShares VI plc and iShares VII plc (together 'the Companies') are open-ended investment companies with variable capital having segregated liability between their funds organised under the laws of Ireland and authorised by the Central Bank of Ireland.

Further information about the Fund and the Share Class, such as details of the key underlying investments of the Share Class and share prices, is available on the iShares website at [www.ishares.com](http://www.ishares.com) or by calling +44 (0)845 357 7000 or from your broker or financial adviser. The indicative intra-day net asset value of the Share Class is available at <http://deutsche-boerse.com> and/or <http://www.reuters.com>. A UCITS ETF's units / shares that have been acquired on the secondary market cannot usually be sold directly back to the UCITS ETF itself. Investors who are not Authorised Participants must buy and sell shares on a secondary market with the assistance of an intermediary (e.g. a stockbroker) and may incur fees and additional taxes in doing so. In addition, as the market price at which the Shares are traded on the secondary market may differ from the Net Asset Value per Share, investors may pay more than the then current Net Asset Value per Share when buying shares and may receive less than the current Net Asset Value per Share when selling them.

**For investors in Switzerland:** This document is marketing material. The iShares ETFs are domiciled in Ireland, Switzerland and Germany. BlackRock Asset Management Schweiz AG, Bahnhofstrasse 39, CH-8001 Zurich, is the Swiss Representative and State Street International GmbH, Munich, Zurich Branch, Beethovenstrasse 19, CH-8002 Zürich the Swiss Paying Agent for the foreign iShares ETFs registered in Switzerland. The Prospectus, the Prospectus with integrated fund contract, the Packaged Retail and Insurance-based Investment Products Key Information Document (PRIIPs KID) or equivalent, the general and particular conditions, the Articles of Incorporation, the latest and any previous annual and semi-annual reports of the iShares ETFs domiciled or registered in Switzerland are available free of charge from BlackRock Asset Management Schweiz AG. Investors should read the fund specific risks in the PRIIPs KID or equivalent and the Prospectus.

**Capital at risk:** Past performance is not a reliable indicator of current or future results and should not be the sole factor of consideration when selecting a product or strategy. Changes in the rates of exchange between currencies may cause the value of investments to diminish or increase. Fluctuation may be particularly marked in the case of a higher volatility fund and the value of an investment may fall suddenly and substantially. Levels and basis of taxation may change from time to time. BlackRock has not considered the suitability of this investment against your individual needs and risk tolerance. The data displayed provides summary information. Investment should be made on the basis of the relevant Prospectus which is available from the manager. The products mentioned in this document are intended for information purposes only and do not constitute investment advice or an offer to sell or a solicitation of an offer to buy the securities described within. This document may not be distributed without authorisation from BlackRock.

**Restricted Investors:** This document is not, and under no circumstances is to be construed as an advertisement or any other step in furtherance of a public offering of shares in the United States or Canada. This document is not aimed at persons who are resident in the United States, Canada or any province or territory thereof, where the companies/securities are not authorised or registered for distribution and where no prospectus has been filed with any securities commission or regulatory authority. The companies/securities may not be acquired or owned by, or acquired with the assets of, an ERISA Plan.

iShares funds are not sponsored, endorsed, or promoted by MSCI, and MSCI bears no liability with respect to any such funds or any index on which such funds are based. The Prospectus contains a more detailed description of the limited relationship that MSCI has with BlackRock and any related funds.

Any research in this document has been procured and may have been acted on by BlackRock for its own purpose. The results of such research are being made available only incidentally. The views expressed do not constitute investment or any other advice and are subject to change. They do not necessarily reflect the views of any company in the BlackRock Group or any part thereof and no assurances are made as to their accuracy.

© 2025 BlackRock, Inc. All Rights reserved. BLACKROCK, BLACKROCK SOLUTIONS and iSHARES are trademarks of BlackRock, Inc. or its subsidiaries in the United States and elsewhere. All other trademarks are those of their respective owners.

#### Contact Us

For EMEA: +44-207-743-2030 • [www.blackrock.com](http://www.blackrock.com) • [investor.services@blackrock.com](mailto:investor.services@blackrock.com)