MINI

DESIGN BY DT STUDIO

IL FANALE

CODES

208. 07 - 08 - 09





IT ISTRUZIONI DI INSTALLAZIONE ED IMPIEGO

EN INSTALLATION AND USE INSTRUCTIONS

CODES
208.07 - 08 - 09

1 x MAX 5W LED	GU5.3	12 V	IP 20

IT Il prodotto è regolabile con dimmer a taglio di fase IGBT o Triac. Utilizzare preferibilmente dimmer dei marchi più noti. **Nota: prima di acquistare la lampadina dimmerabile, verificare la compatibilità con il dimmer scelto.**

EN The product is dimmable with IGBT or triac phase cut dimmer. Preferably use dimmers of the best known brands. **Note: before buying the dimmable light bulb, check if it is compatible with the selected dimmer.**

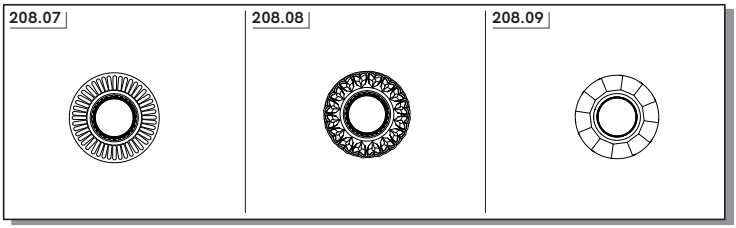

IT **ATTENZIONE!** - Prima di installare o fare manutenzione al prodotto è necessario visionare le **Avvertenze generali** utilizzando il **QR code** in copertina.

EN **WARNING!**- Before installing or maintaining the product it is necessary to read the **General Warnings** using the **QR code** on the cover.

IT **USARE TASSELLI E VITI APPROPRIATE (NON FORNITI)**

EN **USE APPROPRIATE DOWELS AND SCREWS (NOT SUPPLIED)**

1



A



B

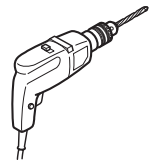

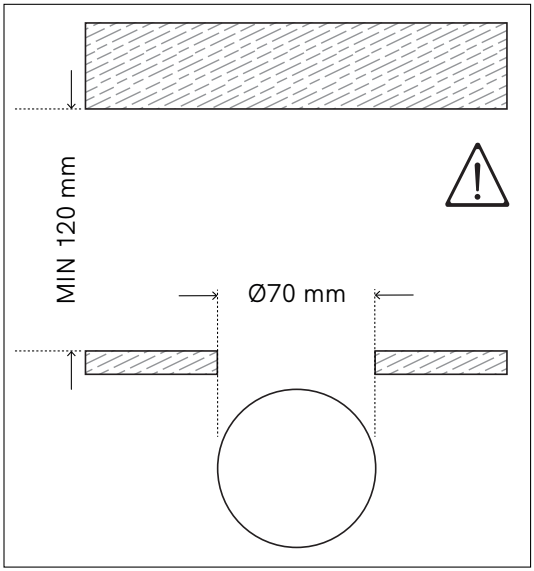

IT	+ = rosso	- = nero
EN	+ = red	- = black

C

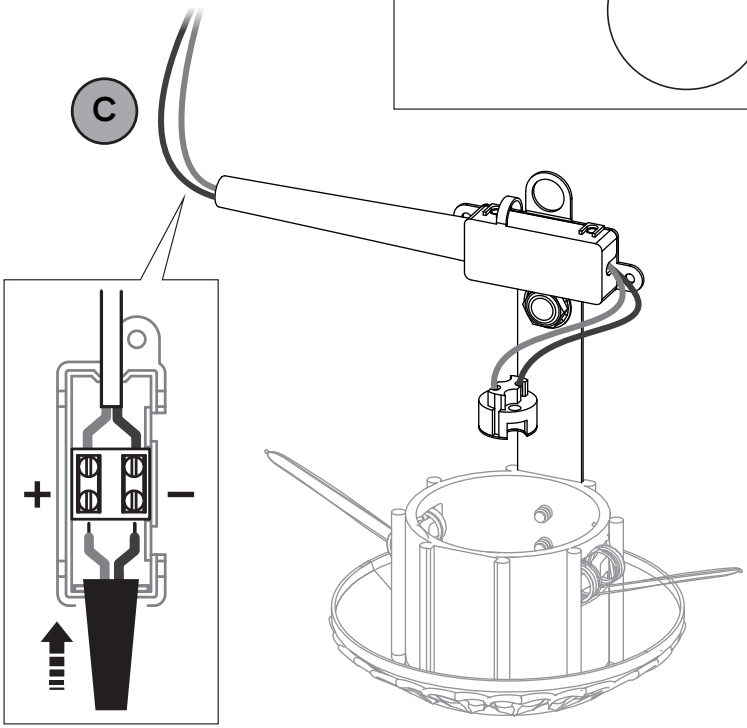

2

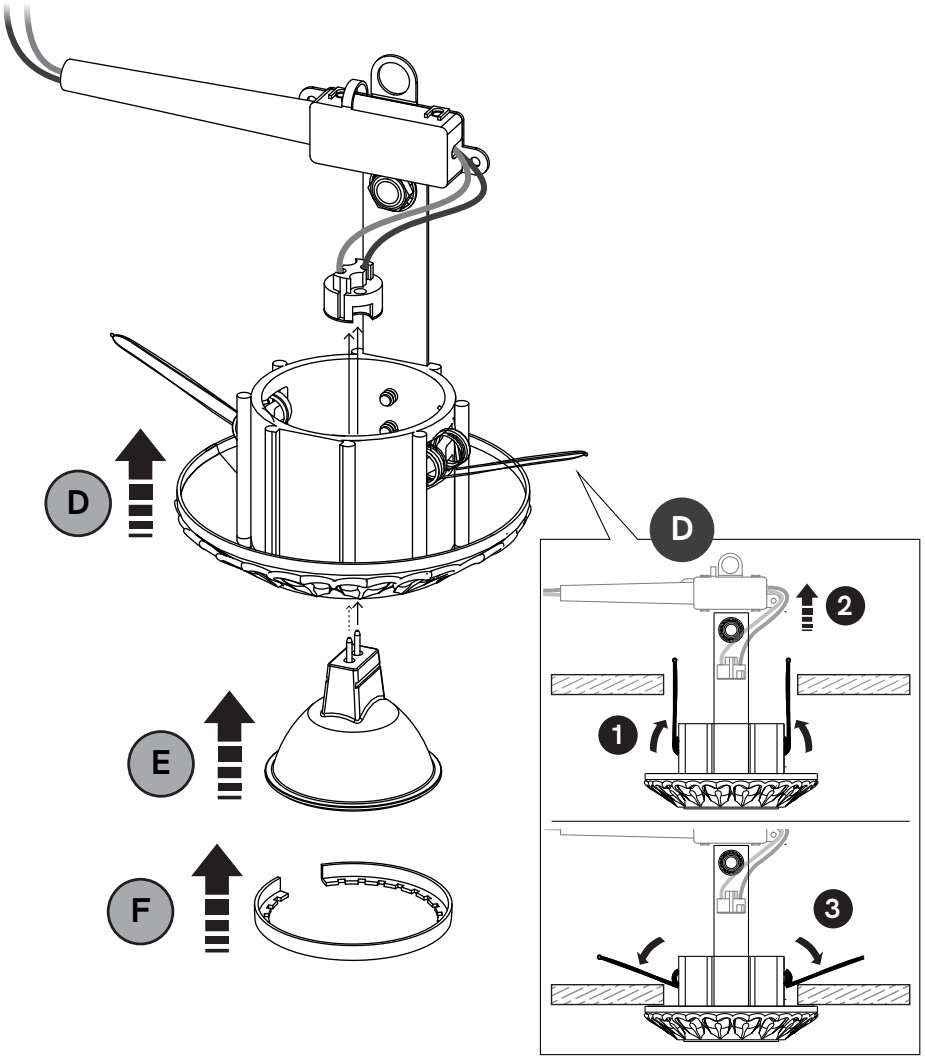

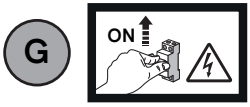

NOTES

NOTES

NOTES

IS.CE.R04

IL FANALE

Il Fanale Group S.r.l.
Via Olivo Bredariol, 15
31048 San Biagio di Callalta (TV) Italy
info@ilfanale.com
T +39 0422 895200

ilfanale.com