Amey

Waste Management Plan

Yanco Battery Energy Storage System

ACLE Services Pty Ltd
P005161 / WMP01 / Revision E

Issue Date: 30/10/2026



Document Control Sheet

REPORT TITLE:	Waste Management Plan
CLIENT REFERENCE:	WMP01
CLIENT NAME:	ACLE Services Pty Ltd
PROJECT NUMBER:	P005161

REVISION	REVISION DATE	DETAILS
A	21/09/2026	For client review
B	24/09/2026	For issue to Council for review
C	14/10/2026	Updated for Council review
D	21/10/2026	Updated for Council view
E	30/10/2026	For issue

PREPARED BY	REVIEWED BY	AUTHORISED BY
Name: Finn Scott Signature: 	Name: Annaliese Brennan Signature: 	Name: David Walker Signature: 

© Amey 2026

This report has been prepared by Amey Australia Pty Ltd (ABN 82 620 885 832) for ACLE Services Pty Ltd; may only be used and relied on by ACLE Services Pty Ltd; must not be copied to, used by, or relied on by any persons other than ACLE Services Pty Ltd without the prior written consent of Amey. If ACLE Services Pty Ltd wishes to provide this Report to a third party recipient to use and rely upon, the recipient agrees: to acknowledge that the basis on which this Report may be relied upon is consistent with the principles in this section of the Report; and to the maximum extent permitted by law, Amey shall not have, and the recipient forever releases Amey from, any liability to recipient for loss or damage howsoever in connection with, arising from or in the respect of this Report whether such liability arises in contract, tort including negligence.

Abbreviations

ABBREVIATIONS	ABBREVIATED TERM
ACLE	ACLE Services Pty Ltd
BESS	Battery Energy Storage System
BMP	Biodiversity Management Plan
C&D	Construction and Demolition
CoC	Conditions of Consent
DCCEEW	Department of Climate Change, Energy, the Environment and Water
DPHI	Department of Planning, Housing and Infrastructure
EIS	Environmental Impact Statement
EMS	Environmental Management Strategy
EPA	Environment Protection Authority (NSW)
EP&A Act	*Environmental Planning and Assessment Act 1979*
EPBC Act	*Environment Protection and Biodiversity Conservation Act 1999*
FRNSW	Fire and Rescue NSW
HBT	Habitat Tree
HSE	Health, Safety and Environment
IAPAR	Independent Audit Post Approval Requirements 2020
IoC	Instrument of Consent
JSA	Job Safety Analysis
LEP	Local Environmental Plan
LSC	Leeton Shire Council
MM	Mitigation Measure
MW	Megawatt
NE REZ	New England Renewable Energy Zone
NHVR	National Heavy Vehicle Regulator
O&M	Operations and Maintenance
PHA	Preliminary Hazard Assessment
POEO Act	*Protection of the Environment Operations Act 1997*
POEO Waste Regulation	*Protection of the Environment Operations (Waste) Regulation 2014*
RFS	NSW Rural Fire Service

ABBREVIATIONS	ABBREVIATED TERM
SSD	State Significant Development
SWMS	Safe Work Method Statement
t/MW	Tonnes per Megawatt
WHS	Work Health and Safety
WHS Act	*Work Health and Safety Act 2011*
WMP	Waste Management Plan

Contents

1. Introduction 1
1.1. Background 1
1.2. Applicant 1
1.3. Purpose 3
1.4. Scope 3
1.4.1. Consent Conditions 3
1.4.2. EIS Mitigation Measures 4
1.5. Term Definition 4
1.6. Consultation 5
1.7. Environmental Management Framework 5
1.8. Structure 7
2. Statutory Approvals 8
3. Environmental Management 9
3.1. Roles and Responsibilities 9
3.1.1. Applicant 9
3.1.2. Principal Contractor 9
3.1.3. Specialist Consultants 11
3.2. Training 11
3.2.1. Pre-Start Meetings 12
3.3. Future Responsibilities 12
4. Project Description 13
4.1. Waste Generating Activities 13
5. Legislative Context 14
5.1. Protection of the Environmental Operations Act 1997 14
5.2. Protection of the Environment Operations (Waste) Regulation 2014 14
5.3. Waste Avoidance and Resource Recovery Act 2001 15
5.4. EPA Waste Classification Guidelines 2014 15
5.5. DCCEEW Guidelines Management of Construction and Demolition Waste 2011 16
5.6. Leeton Local Environmental Plan 2014 17
6. Waste Management 18
6.1. Waste Avoidance 18
6.2. Recycling and Reuse 18
6.3. Waste Segregation and Separation 18
6.4. Waste Handling and Storage 19
6.5. Waste Classification 19
6.6. Waste Tracking 20

6.7. Waste Disposal and Facilities 20
6.8. Estimated Waste Generation 21
6.8.1. NE REZ Study 21
6.8.2. Construction Waste Assessment 24
6.9. Waste Management Procedures 25
7. Complaints and Feedback Management 26
7.4.1. Complaints Register 27
7.4.2. Complaints Record 28
8. Reporting 29
8.1. WMP Reporting 29
8.2. Notification of the Department 29
8.3. Incidents 29
8.3.1. Notification of Incidents 30
8.4. Non-Compliance 31
8.5. Auditing 32
9. Review and Revision 33
9.1. Document Control and Revision 33
9.1.1. Major Revision 34
9.1.2. Minor Revision 34
10. References 35
Appendix A Waste Management Principles 36
Appendix B Waste Tracking Register 39
Appendix C Bill of Quantities 41
Appendix D Consultation 48

Tables and Figures

Tables

Table 1-1: Conditions Compliance Table 4
Table 1-2: Mitigation Measures 4
Table 1-3: Defined Terms 4
Table 1-4: Consultation details 5
Table 2-1: Statutory Approvals 8
Table 3-1: Roles and Responsibilities 11
Table 4-1: Project details 13
Table 6-1: Waste Classification – Six Step Process 20
Table 6-2: Indictive Waste Volumes 23

Table 6-3: Construction Waste Volumes 25
Table 6-4 Waste Management Procedures 26
Table 8-1: Non- Compliance Response Procedure 31
Table 8-2: Audit Frequency 32
Table 9-1: Revision History 34

Figures

Figure 1-1 Development Layout 2
Figure 1-2 Environmental Management Framework 6
Figure 3-1 Organisational Management Structure 11
Figure 5-1 Waste Management Hierarchy 15
Figure 6-1 Battery Failure Rate 23
Figure 6-2 BESS failures by failed element (Energy Co, 2025) 24

1. Introduction

1.1. Background

The Applicant is progressing the development of the Yanco Battery Energy Storage System (BESS), a grid scale energy storage facility designed to enhance grid stability, improve energy reliability, and support the integration of renewable energy into the State's electricity network (herein referred to as 'the project').

The project has an estimated development cost exceeding $30 million and therefore meets the statutory threshold for classification as a State Significant Development (SSD) under the *Environmental Planning and Assessment Act 1979*. As an SSD, the project is subject to a comprehensive assessment and approval process administered by the NSW Department of Planning, Housing and Infrastructure (DPHI). The project received development consent from the NSW Independent Planning Commission (IPC) in October 2025. A modification to the project was approved by the Director Energy Assessments on the 27 May 2026.

The approved layout of the project as per the modification is provided in **Figure 1-1**.

1.2. Applicant

The Applicant for the Yanco BESS project is defined by the Development Consent ('consent') as "ACEnergy Pty Ltd, or any person who seeks to carry out the development approved under this consent'.

The business address of the Applicant is Level 3, 689 Burke Road, Camberwell, 3124, VIC and its ABN is 628 883 447.

The Applicant was founded out of the growing demand for renewable energy developments across Australia. The Applicant's goal is to develop high-quality utility-scale Solar Farm and Battery Energy Storage Systems (BESS) projects which will work towards a future of decarbonization

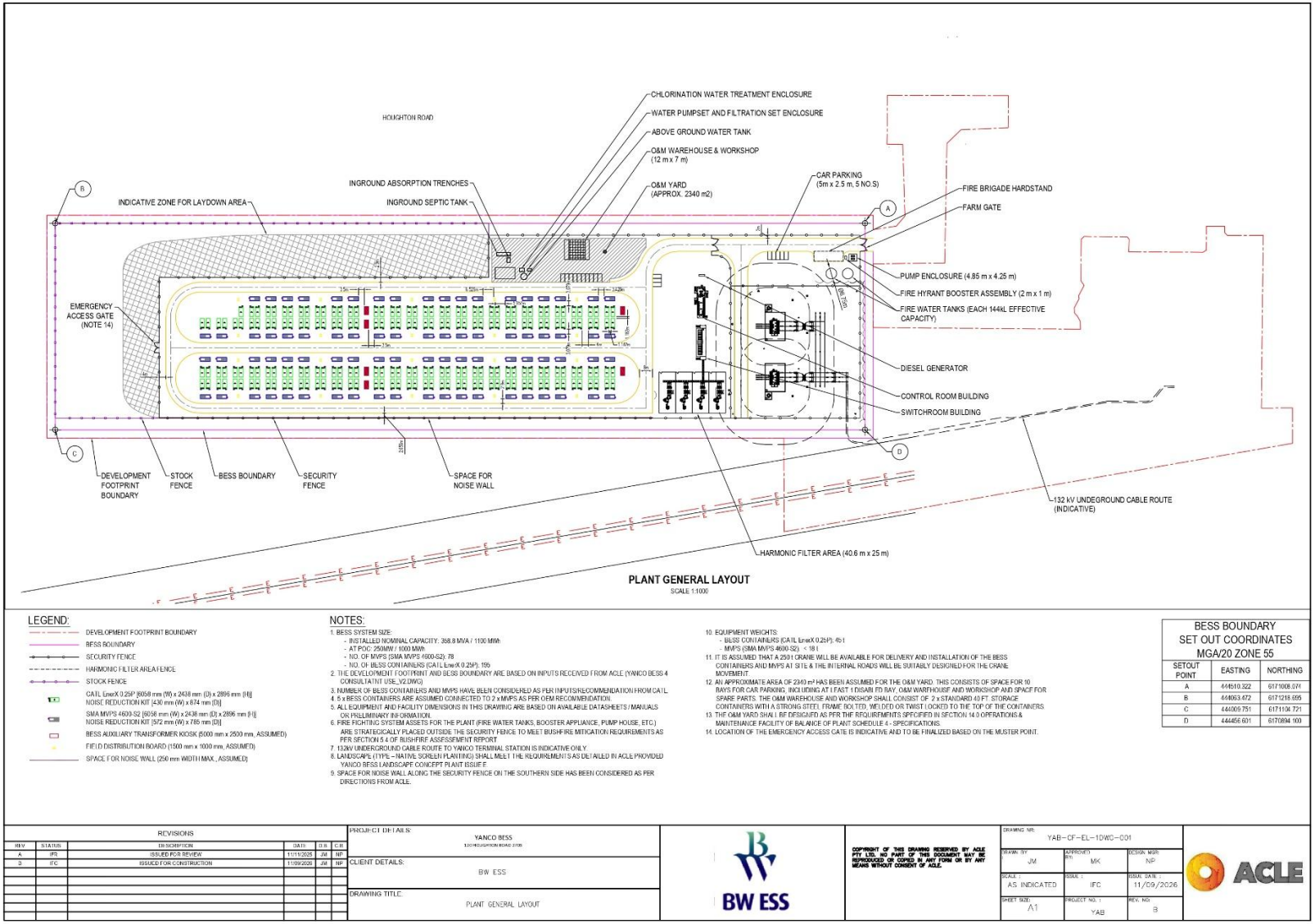

Figure 1-1 Development Layout

1.3. Purpose

The purpose of this Waste Management Plan (WMP) is to detail measures for the management of waste and to describe how impacts will be managed and minimised throughout the duration of the Yanco Battery Energy Storage System.

Schedule 2, condition A2 states:

A2. The development may only be carried out:

(a) in compliance with the conditions of this consent;

(b) in accordance with all written directions of the Planning Secretary;

(c) generally in accordance with the EIS; and

(d) generally in accordance with the Development Layout in Appendix 1.

In the context of the above, the Environmental Impact Statement (EIS) includes mitigation measures (MM) in Section 6.12.4, issued by Premise Australia, dated 8 November 2024.

The objective of this WMP is to comply with the Conditions of Consent (CoC) (dated 2 October 2025) and MM.

ACLE commits to implementing this WMP, once approved, for the life of the project. It is applicable to all staff and contractors associated with the project.

1.4. Scope

This WMP has been prepared to satisfy condition B33 and relevant CoC provided under the IoC (SSD 67478479).

CoC and MM provided in the EIS, considered relevant to the implementation of this WMP, are detailed in **Section 1.4.1** and **Section 1.4.2** respectively.

1.4.1. Consent Conditions

A conditions compliance table detailing where relevant CoC are addressed in this WMP is provided in **Table 1-1**.

A broader conditions compliance table including all CoC and references to other management plans in which they are addressed is provided in the Environmental Management Strategy (EMS).

CONDITION		COMMENT SECTION
Waste		
B33	The Applicant must:	As below
	(a) prepare and implement a Waste Management Plan prior to commencing construction which must: be prepared in consultation with Council;	This WMP
	(i) be consistent with the EIS;	Section 1.4.2
	(ii) identify opportunities to maximise recycling;	Section 6.2
	(iii) identify appropriately licensed waste and resource management facilities at which waste disposal and recycling will take place;	Section 6.7
	(iv) identify the location and method of storing of lithium-ion batteries if immediate recycling is not possible; and	Section 6.7

CONDITION		COMMENT SECTION
	(v) include a description of the measures that will be implemented to ensure that the objectives of condition B33(b)-(f) below are achieved;	As below
	(b) minimise the waste generated by the development;	Section 6.1
	(c) classify all waste generated on site in accordance with the EPA's Waste Classification Guidelines 2014 (or its latest version);	Section 6.5
	(d) store and handle all waste on site in accordance with its classification;	Section 6.4
	(e) not receive or dispose of any waste on site; and	Section 6.7
	(f) remove all waste from the site as soon as practicable, and ensure it is reused, recycled or sent to an appropriately licensed waste facility for disposal.	Section 6.7

Table 1-1: Conditions Compliance Table

1.4.2. EIS Mitigation Measures

An EIS mitigation measure compliance table detailing where relevant commitments are addressed in this WMP is provided in **Table 1-2**.

A broader mitigation measure table including all commitments and references to other management plan documentation is provided in the Environmental Management Strategy (EMS).

IMPACT	PHASE	MITIGATION MEASURES
Waste	Throughout	A Waste Management Plan for all phases of the project would be prepared and implemented prior to the commencement of any works on the site.

Table 1-2: Mitigation Measures

1.5. Term Definition

Consistent with the development consent, the following defined terms are used throughout this WMP to describe the development (**Table 1-3**).

TERM	DEFINITION
Site	As indicated by the Boundary (labelled 'Project Area Boundary') on the figure in Appendix 1 and listed in Appendix 2 of the development consent. Refer to Error! Not a valid result for table..
Development footprint	The area within the site on which the components of the project will be constructed (shown in Appendix 1 of the development consent). Refer to Error! Not a valid result for table..
Project	Yanco Battery Energy Storage System, including all physical features of the development and associated construction, operational and decommissioning activities.
Applicant	As defined by the IoC, the Applicant is "ACEnergy Pty Ltd", or any person who seeks to carry out the development approved under this consent."
Proponent	Interchangeable with 'the Applicant'.

Table 1-3: Defined Terms

1.6. Consultation

In preparing this WMP, consultation with appropriate stakeholders has occurred to ensure the document accurately reflects expected outcomes. This has included consultation with:

- Leeton Shire Council (LSC).

Details of consultation undertaken throughout the preparation of this document are provided in **Appendix D**.

Through consultation with LSC, the WMP has been updated as outlined in the following table.

DATE	MATTERS RAISED	RESPONSE
2/10/2026	Provide breakdown of materials by reference to the EPA Waste Levy Guidelines including tonnage per category	Provided in **Table 6-3**
14/10/2026	The packaging for the panels and batteries, including old pallets, Styrofoam plastic wrapping and cardboard where will this be taken as it is not outlined in table 6.8.2, but is mentioned in 6.2 as being recycled. Do you have a nominated material recycling facility (MRF).	Additional detail has been added into **Section 6.7** to clarify
	The construction waste of roadworks, bricks concrete and asphalt is that pre-existing or generated as part of the general construction?	Clarified in **Section 6.8**
	Council is not set up to accept commercial loads of recyclable materials as mentioned in point 6.7. This will need to be sourced externally (MRF Wagga). Eg: Other recyclable and non-recyclable wastes will be transported to the Leeton Landfill and Recycling Centre page 19.	Additional detail has been added into **Section 6.7** to clarify
	In 6.7 it also mentioned sewer generated from the project will be transported to Leeton Sewage Treatment Plant. Currently the plant is not set up to accept liquid waste so another alternative will need to be sought.	Additional detail has been added into **Section 6.7** to clarify
22/10/2026	There are several material recycling facilities (MRFs) in the area that are able to accept these materials. For your information Cleanaway own and operate a recycling facility in Albury.	This is addressed in **Section 6.7**
	Council will monitor waste received from the project to ensure the requirements outlined in the Waste Management Policy are being adhered to and Council may reject waste from this project if it exceeds the quantities outlined in the Waste Management Policy.	Noted
	Council would like to know the commencement date of works and truck registration prior to entering the landfill for the project	This will be provided a least 1 week prior to transport of waste

Table 1-4: Consultation details

1.7. Environmental Management Framework

This WMP sits within a suite of strategies and management plans which detail the criteria, management measures and procedures to be implemented throughout the duration of the project.

The EMS and associated management strategies and plans provide the environmental management framework for the project. The associated management plans are included in **Figure 1-2**.

This WMP should be read in combination with the EMS together with other supporting strategies and management plans.

The content of this WMP will be embedded into contractual arrangements with nominated contractors, ensuring that the approach and requirements for managing the project are consistent, coordinated and communicated to all relevant parties for the duration of the project. The EMS includes a plan of action for the project identifying the environmental key hold points that must be achieved before the construction, operation, upgrading and decommissioning of the project.



Figure 1-2 Environmental Management Framework

1.8. Structure

The structure and scope of this WMP has been prepared to be consistent with the specifications with DPHI's consent to facilitate cross referencing for review:

- **Section 1** outlines the context, background, scope and purpose of this management plan.
- **Section 2** identifies the statutory approvals that apply to the development.
- **Section 3** describes the role, responsibility, authority and accountability of all key personnel involved in the environmental management of the development.
- **Section 4** provides a description of the Project and waste generating activities.
- **Section 5** details the legislative context for waste management associated with the project.
- **Section 6** details the measures implemented by this WMP to manage waste and includes estimates on the generation of waste volumes.
- **Section 7** details complaint management processes to be implemented for the Project.
- **Section 8** details commitments and obligations to reporting in relation to the implementation of this management plan.
- **Section 9** details commitments in relation to the review and revision of this management plan.
- **Section 10** lists documents referenced in the preparation of this management plan.

2. Statutory Approvals

Statutory approvals include licences, permits, consents and/or authorisations that are required, pursuant to legislative obligations, prior to undertaking specific activities. Approvals relevant to the project are identified in **Table 2-1**.

Approval	Legislation	Comment
Part 4, Section 4.38 Development consent	*Environmental Planning and Assessment Act 1979*	Development consent was granted by a delegation of the Minister for Planning and public Spaces under Section 4.38 of the EP&A Act.
Section 138 Road Opening Permit	*Roads Act 1993*	Consent is required from Transport for NSW for any works required on public roads.
Part 6, Construction and Occupation Certificates	*Environmental Planning and Assessment Act 1979*	For proposed building works.
Section 68 Approvals	*Local Government Act 1993*	A Section 68 Approval would be required to install a septic system at the O&M building (prior to operations).
Section 99 Exemption during Total Fire Ban	*Rural Fires Act 1997*	An exemption must be obtained from the Commissioner of the NSW Rural Fire Service prior to conducting any Hot Works during a Total Fire Ban period.
Section 45 Notice of Proposal	*Electricity Supply Act 1995*	Work carried out by a network operator and comprising the erection, installation, extension or alteration of electricity works on any land is exempt from the requirement for an approval under the *Local Government Act 1993*, except in relation to buildings.
Access Route	*Heavy Vehicle (Adoption of National Law) Act 2013*	Relevant permits under the Heavy Vehicle National Law (NSW) for the use of over-dimensional vehicles on the road network will be required. National Heavy Vehicle Regulator (NHVR) permits will be obtained by contractors for deliveries to site.
Section 6.27, Retirement of Biodiversity Credits	*Biodiversity Conservation Act 2016*	The Biodiversity Management Plan details approval requirements for the retirement of biodiversity credits. Note: The project is a controlled action under the Commonwealth *Environment Protection and Biodiversity Act 1999* (EPBC Act) and has been assessed under a bilateral agreement between the NSW and Commonwealth Governments.
Water Access Licences	*Water Management Act 2000*	Water will be provided via private commercial agreements with parties who have obtained the relevant Water Access Licences, Water Supply Work Approvals and Water Use Approvals.

Table 2-1: Statutory Approvals

3. Environmental Management

3.1. Roles and Responsibilities

This section describes the roles and responsibilities for all relevant parties involved in the delivery of the Project, including relevant environmental due diligence induction provisions for ensuring that all employees, contractors and sub-contractors are aware of their environmental and compliance obligations.

3.1.1. Applicant

As outlined in **Section 1.2**, ACLE Services Pty Ltd is the Applicant of the Project and as such has ultimate responsibility and accountability to ensure that the development is designed, constructed, operated, upgraded and decommissioned in accordance with the development consent.

ACLE Services Pty Ltd project manager has full authority to ensure these obligations are met.

3.1.2. Principal Contractor

A principal contractor will be appointed with the responsibility to build and install the Project for the Applicant. The principal contractor's contractual obligations include the design, construction (including pre-construction activities) and operation of the project.

Key roles and responsibilities for the delivery of the project are listed in **Table 3-1**.

The organisation management structure for the project is depicted in **Figure 3-1**.

ROLE	RESPONSIBILITY	REPORTS TO
Construction Phase		
Project Manager	• Overall responsibility to ensure contractual obligations are met in relation to the execution of engineering, procurement, and construction works. • Ensure works comply with all relevant regulatory and development requirements. • Ensure applicable management plans and strategies are implemented. • Liaise with regulatory bodies. • Ensure that all personnel understand, accept and fully carry out their obligations for environmental protection and that they are adequately trained, instructed and resourced to fulfil their obligations. • Exercise a duty of care to the environment. • Ensure relevant approvals have been obtained in relation to required works or changes to site conditions outside of development approvals. • Assist with environmental compliance audits and incident investigations as required. • Direct that works be stopped immediately where there is an actual or potential risk of an incident.	Applicant
Construction Manager	• Plan and organise works to reduce the risk of adverse environmental impacts. • Ensure works comply with all relevant regulatory and development requirements. • Exercise a duty of care to the environment. • Identify and report any required works or changes to site conditions outside of the approved Project that may require additional approvals. • Assist with environmental compliance audits and incident investigations as required. • Ensure that tool-box talks are held weekly. • Participate in pre-start meetings and tool-box talks. • Direct that works be stopped immediately where there is an actual or potential risk of an incident.	Project Manager
Site Health, Safety and Environment (HSE) Officer	• Ensure works comply with all relevant regulatory and development requirements. • Exercise a duty of care to the environment. • Ensure all onsite personnel are familiar with applicable management plans and strategies and act in accordance with the requirements of all regulatory and development requirements.	Construction Manager

ROLE	RESPONSIBILITY	REPORTS TO
	• The procedures and requirements of applicable management plans and strategies are implemented to ensure environmental impacts are managed appropriately. • Monitoring and conducting frequent inspections to constantly check and evaluate the effectiveness of applicable management plans and strategies. • Reporting all incidents, complaints and other work-related environmental issues. • Overall person responsible for managing the environmental aspects of the Project. • Coordinate environmental monitoring, reviews and compliance audits as required. • Ensure all personnel have completed a site induction prior to starting work. • Stop works where there is an actual or potential risk of an incident and notify the Project Manager and Construction Manager.	
Construction Personnel (including employees, external specialists and sub-contractors)	• Understanding and complying at all times with the requirements of applicable management plans and strategies. • Report all incidents, construction activity related complaints and other work-related environmental issues to the site HSE officer. • Actively participate in toolbox talks and site meetings. • Exercise a duty of care to the environment. • Keep work areas clean and organised. • Undertake works as instructed by their relevant supervisor and in accordance with applicable management plans and strategies. • Assist with environmental compliance audits and incident investigations as required. • Stop works where there is an actual or potential risk of environmental harm and notify the Construction Manager and Site HSE Officer.	Construction Manager and Site HSE Officer
Operational Phase		
Operations Manager	• Ensuring maintenance activities are conducted in accordance with applicable management plans and strategies to minimise environmental impact. • Implementing environmental management plans and safeguards during maintenance, such as spill prevention, noise control, and waste management. • Managing and documenting the safe handling, storage, and disposal of hazardous materials. • Ensuring that maintenance staff are trained in environmental procedures and best practices. • Collaborating with environmental officers to address any incidents related to equipment failure or environmental breaches.	Applicant
Maintenance Supervisor	• Ensuring maintenance activities are conducted in accordance with applicable management plans and strategies to minimise environmental impact. • Implementing environmental management plans and safeguards during maintenance, such as spill prevention, noise control, and waste management. • Managing and documenting the safe handling, storage, and disposal of hazardous materials. • Ensuring that maintenance staff are trained in environmental procedures and best practices. • Collaborating with environmental officers to address any incidents related to equipment failure or environmental breaches.	Operations Manager
HSE Officer	• Overall person responsible for managing the environmental aspects of the Project. • Ensure operations comply with all relevant regulatory and development requirements. • Exercise a duty of care to the environment. • Ensure all onsite personnel are familiar with applicable management plans and strategies, and act in accordance with the requirements of all regulatory and development requirements. • Monitoring and conducting frequent inspections to constantly check and evaluate the effectiveness of applicable management plans and strategies. • Reporting all incidents, complaints and other development related environmental issues. • Coordinate environmental monitoring, reviews and compliance audits as required. • Provide the findings of the 5 yearly internal BMP review and a summary of ongoing environmental monitoring to CPA following each annual reporting window to monitor and report on effectiveness of mitigation measures of the BMP.	Operations Manager

ROLE	RESPONSIBILITY	REPORTS TO
Operational Personnel (including employees, external specialists and sub-contractors)	• Ensure operations comply with all relevant regulatory and development requirements. • Exercise a duty of care to the environment. • Assist with environmental compliance audits and incident investigations as required. • Assist with monitoring and reviews of applicable management plans and strategies.	Operations Manager and Maintenance Supervisor

Table 3-1: Roles and Responsibilities

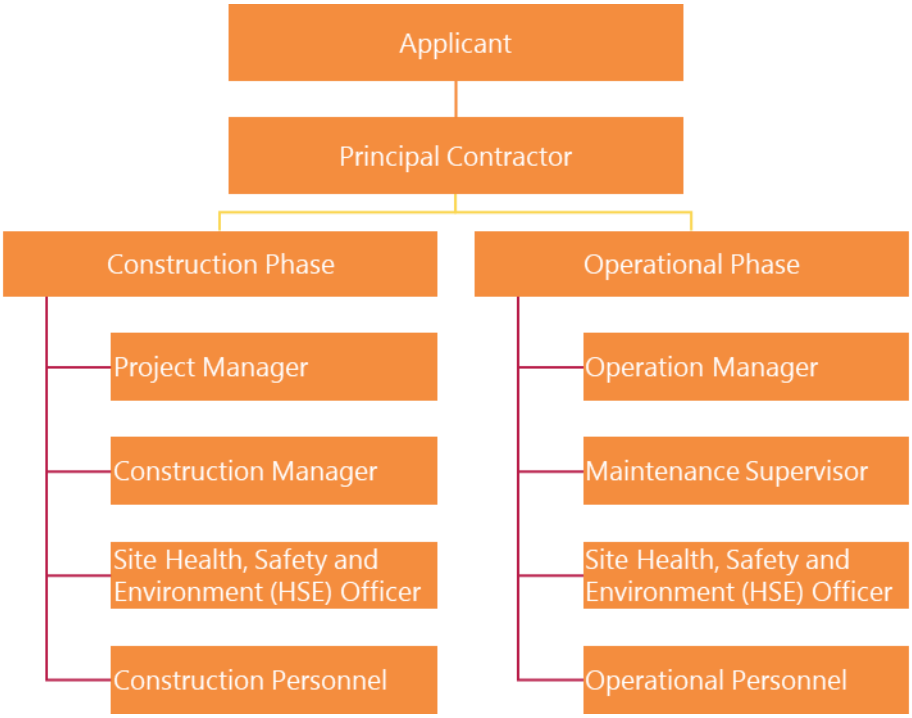

Figure 3-1 Organisational Management Structure

3.1.3. Specialist Consultants

Specific actions triggered in specific circumstances will require the engagement of specialists to provide appropriate advice and checks to ensure all actions required are completed in a competent manner.

Specialists will include but not limited to:

- Archaeologist(s);
- Environmental Consultant(s);
- Noise Monitoring Consultant(s) and,
- Ecologist(s).

3.2. Training

Site inductions will be required for all staff and contractors who will be present on site. The Site HSE Officer will be responsible for ensuring inductions are completed by all personnel on site, and a record of induction will be filed.

The site induction will involve:

- Familiarisation with environmental management plans and strategies including roles, responsibilities and mitigation measures.

- The outline of site boundaries and the location of site infrastructure and equipment, including site access arrangements and the location of emergency equipment such as spill kits, first aid kits, and firefighting equipment.
- Identification of any potential risks.
- Communication processes and reporting requirements for incidents, near misses and injuries.

3.2.1. Pre-Start Meetings

Pre-start meetings will be held at the beginning of each day. The Construction Manager and Operations Manager will be responsible for pre-start meetings during the construction and operation phases of the project respectively.

Pre-start meetings will cover the following topics:

- Daily activities.
- Safe work practices.
- Environmental protection practices.
- Biodiversity-related practices such as clearing boundary, exclusion zones, habitat features (including methods of removal, relocation and final location) and HBTs or habitat trees to be cleared each day.
- Work area restrictions.
- Activities that may affect the works.
- Co-ordination issues with other trades.
- Hazards and other information that may be relevant to the day's work.
- Completion of any relevant Work Health and Safety (WHS) forms including Job Safety Analysis (JSA) or Safe Work Method Statement (SWMS).

3.3. Future Responsibilities

The Applicant must ensure ongoing compliance with the development consent and will assume relevant responsibilities and accountability to operate, upgrade and decommission the Project.

All future management plans for the project, including operation and decommissioning management plans, will be developed in compliance with the development consent and informed by the latest version of accompanying management plans and strategies.

4. Project Description

The Yanco BESS project comprises the design, procurement, construction, testing, and commissioning of a 250MW / 1,100MWh grid-scale battery energy storage facility located at 120 Houghton Road, Yanco, New South Wales. The facility will be connected to the National Electricity Market (NEM) via a 132kV connection to Transgrid's existing Yanco 132/33kV substation.

The development footprint is located at 120 Houghton Road, Yanco, New South Wales, within the Yanco Irrigation Area on the rural fringe of Leeton (Lots 516 and 521 DP751745). Regional access to the site is provided via Irrigation Way, with local access from Houghton and Hume (Hulme) Roads.

PARAMETER	DETAILS
Project Name	Yanco Battery Energy Storage System (Yanco BESS)
Site Address	120 Houghton Road, Yanco NSW 2705
BESS Capacity	250MW / 1,100MWh (4-hour duration)
Grid Connection Voltage	132kV AC
Network Service Provider	Transgrid
Connection Point	Transgrid Yanco 132/33kV Substation
Transmission Link	~500m 132kV XLPE underground cable
BESS Technology Supplier	CATL (separate supply contract)
Planning Approval	Approved NSW IPC October 2025, modified May 2026

Table 4-1: Project details

4.1. Waste Generating Activities

Waste generation associated with the Project would primarily arise from construction and decommissioning activities.

Activities likely to generate waste include:

- Site clearing and vegetation removal within the development footprint;
- Bulk earthworks associated with levelling, trenching and foundation preparation;
- Construction of equipment foundations and pads;
- Installation of electrical infrastructure including cables, switchgear and transformers;
- Delivery and unpacking of prefabricated BESS containers and electrical equipment;
- Packaging associated with construction materials and equipment deliveries;
- Temporary construction facilities including site offices and amenities;
- Maintenance activities during operation including replacement of components, oils and consumables; and
- Removal and dismantling of infrastructure during the decommissioning phase.

5. Legislative Context

5.1. Protection of the Environmental Operations Act 1997

The *Protection of the Environment Operations Act 1997* (POEO Act) aims to protect, restore and enhance the quality of the environment in NSW, while still having regard to ecologically sustainable development.

With respect to waste management, the POEO Act seeks to reduce risks to human health and to prevent degradation of the environment through mechanisms which promote the prevention of pollution, reductions in the discharge of substances likely to cause harm to the environment, elimination of harmful wastes, reductions material use and increased re-use recovery and recycling of materials. It also promotes mechanisms which provide commitments to progressive environmental improvement and ongoing monitoring and reporting of environmental quality.

The POEO Act further provides requirements for the management of waste and details offences related to the pollution. Section 148 of the POEO Act notably provides a duty for persons carrying on activity to immediately notify the relevant authority, NSW Environmental Protection Authority (EPA), after they are aware of an incident that material harm to the environment is caused or threatened. Material harm is defined under section 147 of the POEO act as follows:

> *(a) harm to the environment is material if—*
>
> > *(i) it involves actual or potential harm to the health or safety of human beings or to ecosystems that is not trivial, or*
> >
> > *(ii) it results in actual or potential loss or property damage of an amount, or amounts in aggregate, exceeding $10,000 (or such other amount as is prescribed by the regulations), and*
>
> *(b) loss includes the reasonable costs and expenses that would be incurred in taking all reasonable and practicable measures to prevent, mitigate or make good harm to the environment.*

Offenses apply under Section 152 of the POEO Act for failing to notify pollution incidents in accordance with the provisions under Part 5.7.

Section 143 of the POEO Act additionally requires waste to be transported to a place that can lawfully accept it. It is an offence under Section 115 to negligently dispose of waste that may cause harm to the environment, unlawfully transport and deposit waste (e.g., if waste is transported to a place that cannot be used as a waste facility for the waste).

Waste classifications are also defined in Section 49 of Schedule 1 of the POEO Act. Further detail on waste classification with respect to the *EPA Waste Classification Guidelines* (2014) has been discussed in **Section 5.4**.

5.2. Protection of the Environment Operations (Waste) Regulation 2014

The Protection of the *Environment Operations (Waste) Regulation 2014* (The POEO Waste Regulation) aims to protect human health and the environment and provides the framework for the waste industry in NSW, including provisions for licencing, regulatory reforms and the waste levy system. The POEO Waste Regulation supports the implementation of the POEO Act, providing additional detail on requirements for the transportation and tracking of certain wastes and applicable waste exemptions.

The POEO Waste Regulation also identifies categories of wastes (hazardous waste, restricted solid waste etc) which are automatically deemed to constitute land pollution if deposited on land, with corresponding offences and penalties related to illegal dumping.

5.3. Waste Avoidance and Resource Recovery Act 2001

The Waste Avoidance and Resource Recovery Act 2001 aims to encourage the efficient use of resources and to reduce environmental harm. Waste management for the Project must be conducted in accordance with the Act. The Project Waste Management Plan needs to consider the hierarchy outlined under Section 3(b) of the Act:

> *(i) avoidance and reduction of waste,*
>
> *(ii) re-use of waste,*
>
> *(iii) recycling, processing or reprocessing waste,*
>
> *(iv) recovery of energy,*
>
> *(v) disposal,*

A waste management hierarchy would be implemented to minimise the generation of waste throughout the construction, operation and decommissioning of the Project. This would prioritise avoidance as the preferred option for managing waste, through various resource recovery options, to the least preferred option of disposal.

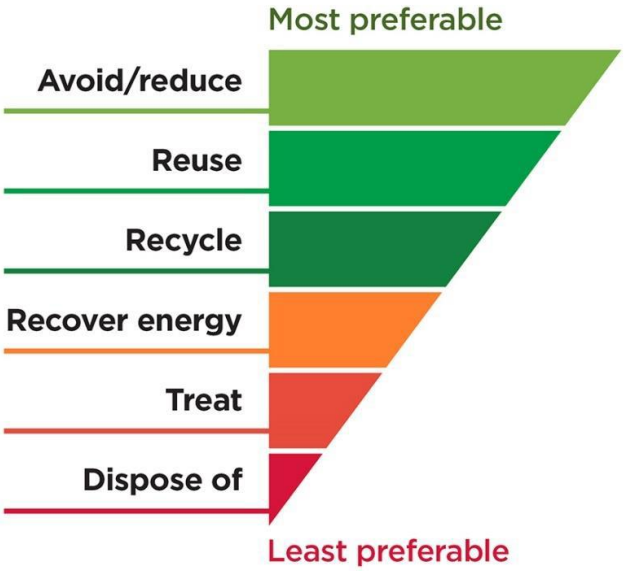

Source: NSW Government, 2026

Figure 5-1 Waste Management Hierarchy

This WMP seeks to implement measures to minimise the potential for material harm to the environment resulting from the construction, operation and decommissioning of the Project. Waste management principles and tracking measures, contained in **Appendix A** and **Appendix B**, seek to ensure that waste produced by the Project is appropriately managed and disposed of.

5.4. EPA Waste Classification Guidelines 2014

The EPA Waste Classification Guidelines 2014 (The 'Waste Classification Guidelines') is comprised of four parts:

- Part 1: Classifying waste;
- Part 2: Immobilisation of waste;
- Part 3: Waste containing radioactive material; and
- Part 4: Acid sulphate soils.

Part 1 of the guidelines provide details on the classification of waste in accordance with the definitions provided under Section 49 of Schedule 1 of the (POEO Act) including:

- Special waste;
- Liquid waste;
- Hazardous waste;
- Restricted solid waste;
- General solid waste (putrescible); and
- General solid waste (non-putrescible).

Examples of waste streams likely to require classification under the Waste Classification Guidelines include:

- Surplus excavated soils and rock generated during earthworks;
- Concrete waste from foundation pours and demolition during decommissioning;
- Packaging materials including timber pallets, cardboard and plastic wrapping;
- Scrap metal including cable off-cuts and structural steel;
- Electrical components and e-waste associated with control equipment; and
- Oils and lubricants from construction plant and maintenance activities.

The types of waste likely to be produced by the proposed Project is detailed in **Section 6.7** and **Appendix A**.

Waste is to be tracked in accordance with the waste tracking register in **Appendix B**, which includes a determination of its classification under the Waste Classification Guidelines.

5.5. DCCEEW Guidelines Management of Construction and Demolition Waste 2011

Waste generated during construction and demolition activities will be managed in accordance with DCCEEW Environmental Guidelines – Management of Construction and Demolition Waste (2011). The guide promotes improved resource recovery outcomes through the separation, recycling and reuse of construction and demolition (C&D) materials across the supply chain, recognising that building materials account for a substantial proportion of resource consumption and solid waste generation globally.

The guideline identifies opportunities to divert materials such as concrete, metals, timber and soils from landfill through reuse, recycling and recovery processes, thereby supporting more sustainable construction practices and improved circular economy outcomes.

Construction activities likely to generate waste materials include:

- Earthworks producing surplus spoil;
- Concrete pours producing surplus concrete or washout waste;
- Delivery and unpacking of prefabricated equipment and materials;
- Installation of electrical infrastructure resulting in off cuts of cable and conduit;
- Assembly of structures resulting in metal or timber off cuts.

Consistent with these principles, the proposed development will seek to minimise waste generation and prioritise the recovery and reuse of materials wherever practicable. Waste streams will be managed through on-site segregation and appropriate handling, with recyclable and reusable materials directed to licensed recycling or resource recovery facilities where available.

Residual waste that cannot be reused or recycled will be disposed of at appropriately licensed waste management facilities in accordance with relevant regulatory requirements.

5.6. Leeton Local Environmental Plan 2014

The *Leeton Local Environmental Plan 2014* (LEP) provides standards for the carrying out of development in the Leeton Regional LGA consistent with the standard instrument environmental planning instrument. The LEP provides that development consent cannot be granted unless the consent authority has considered several matters relating to earthworks. Of these matters to be considered, the destination of any excavated material must be considered.

Excavated materials may be generated during activities including:

- Formation of equipment pads and foundations;
- Installation of underground electrical cabling and drainage infrastructure;
- Construction of internal access roads and laydown areas; and
- Establishment of stormwater drainage systems.

The proposed development will require earthworks to facilitate the construction and installation of the development. Where suitable, these materials may be reused onsite for backfilling, landscaping or rehabilitation works. Estimated quantities and destination for excavated materials for the proposed Project are detailed in **Section 6**.

6. Waste Management

The following sections outline measures to control waste associated with the proposed development, including nearby waste segregation, handling and storage, expected waste types and classifications, disposal arrangements, and procedures implemented with respect to each expected waste type together with responsibilities and monitoring requirements.

A draft set of Waste Management Principles for the proposed development is contained in **Appendix A**. The principles identify the types of waste expected to be generated from each phase of the proposed development together with the intended methods for treatment, reuse, recycling and disposal.

6.1. Waste Avoidance

The Applicant and its contractors are responsible for their waste generated and will prioritise avoiding the production of waste as much as practicable. The waste management hierarchy is shown in **Figure 5-1** which will be adopted to minimise the generation of waste throughout the entire life of the Project. This would prioritise avoidance as the preferred option for managing waste, through various resource recovery options, to the least preferred option of disposal.

6.2. Recycling and Reuse

To minimise the volume of waste sent to landfill and maximise resource recovery during the development, the following measures will be implemented:

- Separate recyclable materials such as plastic bottles, aluminium cans, paper, cardboard, plastics and metal waste from the general waste stream.
- Provide clearly labelled waste and recycling receptacles within construction and laydown areas to facilitate source separation.
- Flatten cardboard packaging and compact recyclable materials, where practicable, to reduce storage requirements and transport frequency.
- Redeem eligible beverage containers through the NSW Return and Earn scheme.
- Reuse suitable excavated material and other construction materials on site where practical to reduce waste generation and the need for imported materials.
- Encourage suppliers to minimise packaging and, where feasible, utilise reusable pallets, containers and packaging materials.
- Promote waste recycling practices through contractor inductions, toolbox talks and site signage.
- Procure recycled and recyclable products where practicable, in accordance with project requirements and availability.

6.3. Waste Segregation and Separation

The segregation and separation of waste during each phase of the Project will support appropriate disposal arrangements and facilitate opportunities to reuse and recycle appropriate waste types, aligning with the EPA's waste hierarchy:

- Waste segregation will involve the sorting of waste generated on-site according to its waste type at the point of generation. Segregation will result in waste being placed into dedicated bins (e.g., recycling, general waste, green bins) or laydown areas (e.g., spoil), prior to being either reused onsite or collected and transported offsite by a waste contractor to an appropriately licenced facility.
- Waste separation will involve the collection of mixed waste generated onsite and its deposition into a designated onsite storage area (i.e., a single bin where space is not available for placement of multiple bins)/ The mixed waste would then be either further segregated onsite according to its waste type or collected and transported offsite by a contractor, for sorting and disposal at an appropriately licenced facility.

Waste segregation will be prioritised where practicable, supporting improved recycling outcomes by ensuring that the waste generated is sorted onsite according to its waste type and managed in accordance with its classification and disposal requirements.

6.4. Waste Handling and Storage

During the construction and decommissioning phase, waste would be stored temporarily on-site in secure covered skips and bins, prior to removal to an appropriately licensed waste facility for recycling or disposal to landfill. Recycling and disposal arrangements would be implemented in consideration of the operational requirements and licensing conditions of surrounding waste facilities.

Routine operational waste generation is expected to be limited and primarily associated with periodic maintenance, inspections and component replacement.

All waste generated would be stored in appropriate designated areas to prevent harm to the environment. The following measures will apply to the handling and storage of waste within the site:

- Recyclable or non-recyclable wastes - to be stored in appropriate covered receptacles (e.g. bins or skips) in appropriate locations onsite and contractors commissioned to regularly remove/empty the bins to approved disposal or recycling facilities.
- Liquid wastes - to be stored in appropriate containers in bunded areas until transported offsite. Bunded areas will have the capacity to hold 110 per cent of the liquid waste volume for bulk storage or 120 percent of the volume of the largest container for smaller packaged storage.

6.5. Waste Classification

Where waste cannot be avoided, reused or recycled it will be classified and appropriately disposed of at an appropriately licenced facility lawfully permitted to receive the relevant waste classification.

The classification of waste will be undertaken in accordance with the NSW Waste Classification Guidelines. These Guidelines identify six (6) classes of waste in Part 1, including, Special, Liquid, Hazardous, Restricted Solid, General Solid (putrescible) and General Solid (non-putrescible), and describe a six (6) step process for classifying waste. The six-step process for waste classification is summarised in **Table 6-1**.

Waste generated during the construction, operation and decommissioning of the Project is expected to be predominantly classified as General Waste (non-putrescible). An assessment of the likely types of waste is provided via the Waste Management Principles contained in **Appendix C**.

STEP	DESCRIPTION
Step 1: Special waste	Establish whether the waste is classified as special waste, including: • Clinical and related waste; • Asbestos waste; • Waste tyres; and • Anything classified as special waste under an EPA gazettal notice
Step 2: Liquid waste	Determine whether the waste is classified as liquid waste meaning any waste (other than special waste) that: • Has an angle of repose of less than 5 degrees above horizontal; • Becomes free flowing at or below 60 degrees Celsius or when it is transported; • Is generally not capable of being picked up by a spade or shovel; and • Is classified as liquid waste under an EPA gazettal notice.
Step 3: Pre-classified	If the waste is neither special nor liquid waste, establish whether the waste has been pre-classified by the EPA. Some commonly generated waste types have been pre-classified as hazardous waste, general solid waste (putrescible) or general solid waste (non-putrescible). These pre-classifications are contained in the definitions of those classifications in Schedule 1 of the POEO Act.
Step 4: Hazardous waste	If the waste is not classified under steps 1 through 3 establish whether it has hazardous characteristics. Examples of hazardous wastes includes explosives, flammable solids, substances liable to spontaneous combustion, oxidizing agents, toxic substances and corrosive substances.

STEP	DESCRIPTION
	Note: Waste must be classified as hazardous if it is a dangerous good under the classes or divisions of the Transport of Dangerous Goods Code.
Step 5: Waste classification using chemical assessment	Determine if the waste does not have hazardous characteristics, undertake chemical assessment to determine classification.
Step 6: Putrescible or non-putrescible?	Where chemical assessment of a waste under Step 5 results in classification of the waste as general solid waste, further assessment may be undertaken to determine whether the waste can be classified as 'general solid waste (putrescible)' or 'general solid waste (non-putrescible)'. Otherwise (for example, if the waste generator does not wish to undertake this chemical assessment), the waste must be classified as 'general solid waste (putrescible).'

Table 6-1: Waste Classification – Six Step Process

6.6. Waste Tracking

All wastes, including recyclable materials from the Project, will be tracked during each stage of the Project.

The transfer and disposal of waste from the development site including the waste type, volume and destination is to be recorded in the waste tracking register provided in **Appendix B**.

This register will record the following information:

- Date and time waste departed the site;
- The waste classification (special waste, general solid waste, liquid waste, hazardous waste etc.);
- A description of the waste/recyclable material leaving the site;
- The quantity of material (either tonnage or volume);
- The company or contractor transporting the waste;
- The destination and receiving facility for the waste;
- Clarification on the use of the waste and whether the material is to be recycled, stored, treated or disposed; and,
- Reference material including receipts documenting the completion of transfer to a receiving facility.

The waste tracking register will provide an auditable record of waste movements from the site and support compliance with the POEO Act and associated waste management requirements.

6.7. Waste Disposal and Facilities

Waste generated during each phase of the development is to be disposed of in accordance with the requirements of the POEO Act and the Waste and Resources Recovery Act 2001. Waste will be classified in accordance with the NSW EPA Waste Classification Guidelines prior to off-site transport and will only be transferred to facilities lawfully able to accept the relevant waste class in accordance with their operational licencing conditions.

It is anticipated that the majority of waste generated during the construction phase of the development will be suitable for either disposal or recovery. Metal and cable waste will be transported to a local scrap metal recycling facility. Non-recyclable waste will be transported to the Leeton Landfill and Recycling Centre, subject to the facility's licence conditions and waste acceptance criteria. Leeton Landfill and Recycling Centre is located on Corbie Hill Road, Leeton, approximately 16 km from the site. As the facility does not accept commercial loads of recyclables, recyclable materials will be collected and transported by a suitably licensed contractor, such as Cleanaway, to Cleanaway's Albury Material Recovery Facility (MRF) for sorting and processing. Recyclable materials may include soft plastics, polystyrene, cardboard and pallets. Hazardous and sewerage waste will be transported and disposed of at a facility licensed facility to receive those waste streams. The Applicant will ensure that all waste is removed from the site as soon as practicable.

During the construction phase, any batteries that are unable to be installed (either due to quality issues or due to being surplus to requirement) would be returned to the manufacturer for replacement or repurposing and therefore would not be sent to any of the above, or any other local or regional, waste facility. Prior to removal from the faulty or surplus will be temporarily stored within the designated laydown area shown in **Figure 1-1**. The laydown area will be secured and clearly delineated with an exclusion zone to prevent disturbance by construction personnel, vehicles and equipment. Batteries will remain in their approved storage containers or packaging, where practicable, and will be inspected regularly to ensure their condition remains suitable for temporary storage.

In the decommissioning phase, a site-specific decommissioning plan would be prepared, with a clear understanding of the type of materials to be disposed of and quantities. In relation to waste batteries that have reached end of life, it is reasonable to expect that there will be suitable battery recycling facilities to receive them, such as the proposed Wagga Wagga Lithium-Ion-Battery Recycling Facility (or similar).

For the avoidance of doubt, as addressed in the waste management principles (**Appendix A**), the components of the BESS identified for decommissioning (batteries, inverters, transformers) will be removed from the site for e-waste dismantling, recycling, scrapping and safe disposal at an appropriately licenced waste disposal facility. If possible, the transformer may be reconditioned and refurbished for additional service life at another site. In respect of previous waste related comments, it is acknowledged that Leeton Landfill is not licenced to receive decommissioned components, and this is not proposed by the project.

The availability of disposal arrangements and the forms of waste accepted by contractors and licenced facilities will be reviewed on a continual basis and at each stage of the Project, ensuring that facilities are available to accept and appropriately dispose of the types of waste generated. Waste tracking, including records of the types of waste generated, quantities and disposal arrangements will be implemented during each stage of the development and inform reviews on the availability of disposal arrangements (refer to **Section 6.6**).

The likely types of waste generated by each stage of the development and intended disposal arrangements are outlined via the Waste Management Principles contained in **Appendix A**.

Future decommissioning of the Project would require the removal of all associated infrastructure. Opportunities for recycling of this equipment would be investigated at the time of decommissioning. If recycling of specific elements is not available, disposal at an appropriately licensed waste management facility would be undertaken. Waste will only be transported to facilities licensed to accept the relevant waste classification. Receiving facilities will be confirmed based on EPA licensing and availability at that time.

6.8. Estimated Waste Generation

Waste generation for the Project has been estimated using two methods. Waste estimates for construction, operation, and decommissioning, have been derived from the New England Renewable Energy Zone (NE REZ) Waste Management and Circular Economy Study (EnergyCo, 2025). While a project specific construction waste estimate has been undertaken using the Bill of Quantities and waste generation factors from Llatasa and Osmani (2016).

6.8.1. NE REZ Study

Waste volumes for each stage of the Project have been estimated with reference to the NE REZ (2025), prepared by MRA Consulting Group for EnergyCo NSW. This study presents modelled waste generation projections for the NE REZ and NE REZ projects across a nine-year period from 2025-2033.

Indicative waste amounts for each stage of the Project are presented in **Table 6-2**.

The following considerations have been given to the indicative waste volumes:

- Up to 70 jobs are expected to be created during construction.
- Once operational, the project would provide up to 5 full-time jobs.
- Waste from construction of the project is captured through the application of modelled generation rates, tonnes per MW, provided by the NE REZ Waste Study for the construction of battery projects.
- Waste from operation of the project workforce is captured through the application of modelled generation rates, tonnes per MW, provided by the NE REZ Waste Study for the operation of battery projects.

- Consistent with Section 6.5 of the NE REZ Waste Study, which details the approach to estimating waste volumes generated by temporary construction workforces and operation workforces, a total annual generation rate of 0.64 tonnes per annum per worker has been applied to the operational workforce for this project. Liquid waste (sewage) is presented as a subcomponent of the total generation rate based on the assumption of up to 0.03 t/MW provided within Section 6.4.1.3 of the study for the operation of BESS projects.
- In addition to waste associated with maintenance and operational staff, other wastes may also arise during operation dependent on asset failures. These failures can result from manufacturing defects, ongoing wear and tear, or external events such as storms, fires, or other extreme weather conditions. The NE REZ waste study models the failure rate distribution over a 23-year operational lifespan for a Battery and a breakdown of failures by component type. The modelled failure rate distributions identify an initial 9% failure rate which steeply declines in the early years reflecting initial defects and installation failures, following by a gradual stabilisation (refer to **Figure 6-1**). With respect the to the breakdown of failures by component types, the study identifies that battery modules contribute only 11% of total failures, with electrical components and support infrastructure accounting for the majority of waste over a battery energy storage system lifecycle (refer to **Figure 6-2**). The quantity of waste generated by an asset failure is dependent on its occurrence, the significance of the failure and the nature of components requiring repair, replacement or disposal. The type of waste generated, and disposal arrangements are therefore subject to assessment at the time of an asset failure. Accordingly, no indicative waste quantities for asset failures have been provided. Notwithstanding, consistent with waste management principles outlined in **Appendix A** for decommissioning, batteries, inverter and transformers requiring decommissioning, including following an asset failure during operation, would be transported off site to an appropriately licenced facility prior to either being refurbished for additional service life or dismantled and recycled for repurposing recovered materials for use in new battery production.
- Decommissioning waste volumes have been conservatively assumed to be of a similar scale to the construction waste volumes. While the NE REZ Waste Study (2025) states that “batteries likely to require overseas recycling, given limited onshore options”, the lifespan of the Project is proposed to be approximately 23 years. It is expected that there may be onshore recycling opportunities developed within the next 23 years.
- It is recommended that the waste tracking register be maintained throughout the construction of the project, be reviewed at the completion of the construction phase and retained as a project record, documenting the actual types and quantities of waste generated. This information may assist in validating the waste generation assumptions adopted in this WMP and may further inform future refinements to the planning and management of waste generated by major projects in NSW.
- Actual waste quantities generated by the Project will be dependent on the refinement and finalisation of detailed design. Tracking of waste during the construction and operation of the project shall be used to inform reviews of this WMP and the ongoing availability of disposal arrangements. Subsequent updates to this WMP are to be made following the refinement of project design with changes to estimates for resource use and waste generation.

PHASE	WASTE TYPE	ESTIMATED T/MW	INDICATIVE QUANTITY (T)[4]
Construction[1]	Liquid waste (sewerage)	9.05	2,262.50
	Hazardous liquid waste	0.00	0
	General waste	0.04	10
	Garden/Food Organics	0.10	25
	C&D (soil + concrete)	16.20	4,050
	Dangerous goods	0.03	7.5
Operation[2]	General and Liquid Waste (sewage)	0.64tpa/worker	3.2 tpa (73.6 t over 23 years)
	(Liquid Waste (sewage))	(0.03t/MW)	(7.5t)

PHASE	WASTE TYPE	ESTIMATED T/MW	INDICATIVE QUANTITY (T)[4]
Decommissioning[3]	Liquid waste (sewerage)	9.05	2,262.50
	Hazardous liquid waste	0.00	0
	General waste	0.04	10
	Garden/Food Organics	0.10	25
	C&D (soil + concrete)	16.20	4,050
	Dangerous goods	0.03	7.5

Table 6-2: Indictive Waste Volumes

[1] Construction waste volumes, Estimated t/MW, are based on estimates made within Section 6.3.1.3 of the New England Renewable Energy Zone Waste Management and Circular Economy Study (EnergyCo, 2025). The volumes are representative of the generation of specific waste types for battery projects identified in Table 13 of the study.

[2] Operation waste volumes, Estimated t/MW, are based on estimates made within Section 6.5 and Section 6.4.1.3 of the New England Renewable Energy Zone Waste Management and Circular Economy Study (EnergyCo, 2025). The study provides a total annual generation rate of 0.64 tonnes per annum per worker covering food waste, sewerage, co-mingled recyclables and residual non putrescible material. Consistent with Section 6.4.1.3 of the study. operational staff are expected to produce up to approximately 0.03 tonnes per MW of Liquid Waste (sewage). For operation, sewage waste has been presented as a bracketed subcomponent under general waste. Operational waste quantities for the Yanco BESS will be confirmed once project specific operational requirements are available.

[3] Decommissioning waste volumes have been conservatively assumed to be of a similar scale to the construction waste volumes.

[4] With the exception of Operational Volumes, Indicative Quantity (t) is based on the multiplication of Estimated t/MW by the proposed MW capacity of the project, 250 MW. Operational General and Liquid Waste (sewage) is based on a total generation rate of 0.64tpa/worker multiplied for 5 operational personnel, which includes a liquid waste generation of 0.03t/MW.

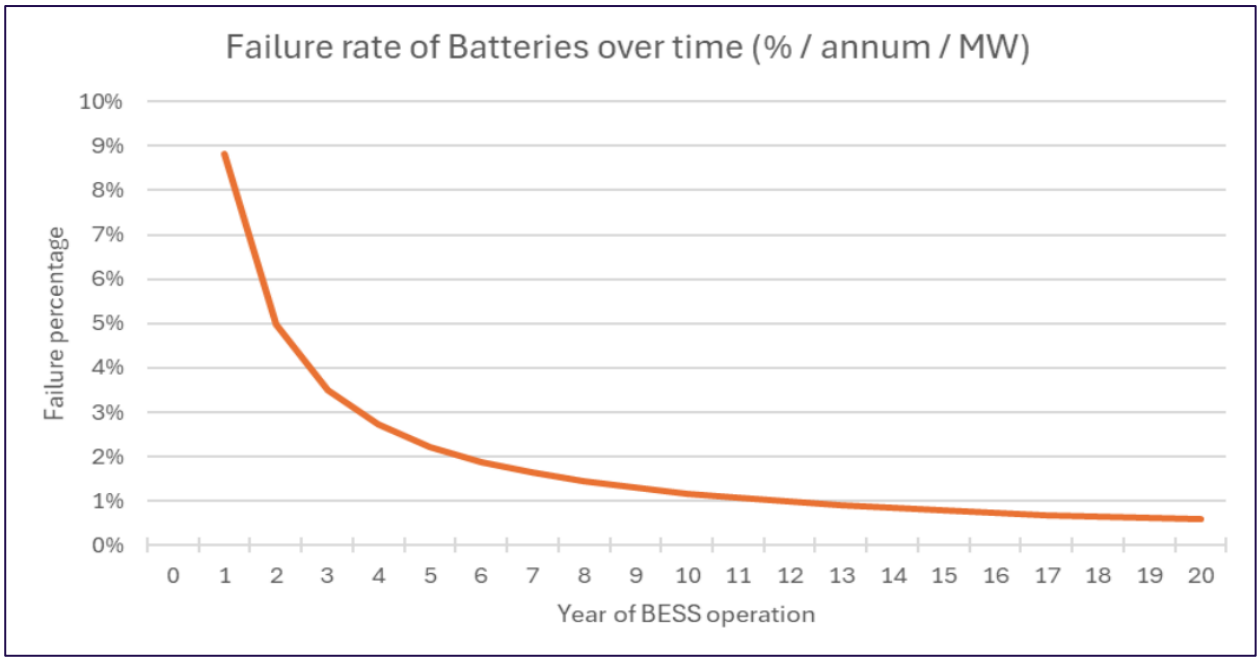

Figure 6-1 Battery Failure Rate

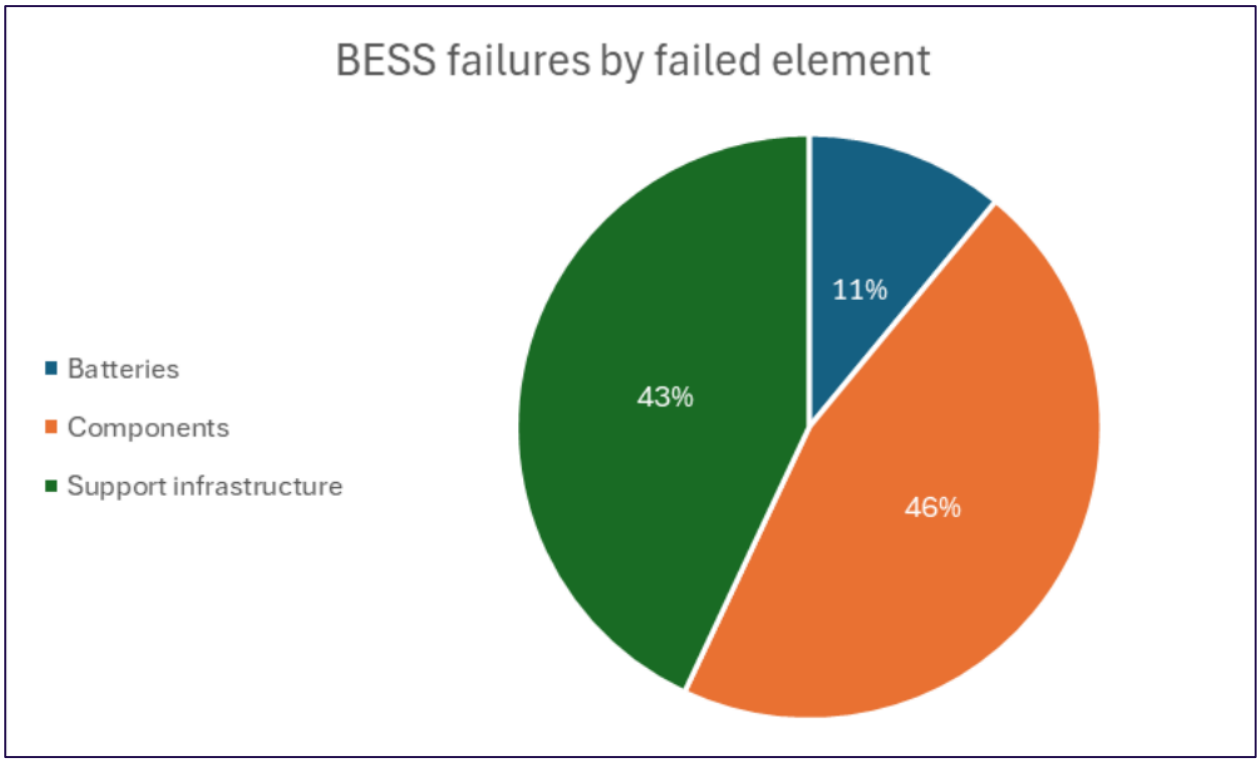

Figure 6-2 BESS failures by failed element (Energy Co, 2025)

6.8.2. Construction Waste Assessment

Construction waste volumes ((**1)** The conversion of waste volumes to tonnes is based on Appendix A provided in the consultation paper published by the WA Department of Water and Environmental Regulation (https://www.der.wa.gov.au/images/documents/our-work/consultation/current-consultation/Consultation%20Sheet%20-Approved%20method%20for%20recyclers.pdf).

Table 6-3) were estimated using the Bill of Quantities in **Appendix C** and the waste generation principles described in *Development and validation of a building design waste reduction model* (*Llatasa and Osmani, 2016*). The assessment considered the waste generated from construction materials including concrete, road construction materials, cabling, conduits, pipework and other infrastructure components. Waste volumes were estimated based on the quantities of materials quantified by length, area, volume or mass. Items quantified as individual units (e.g. equipment, fittings, pumps, tanks, electrical components and similar products) were not assumed to generate significant construction waste volumes. If these items are damaged, defective, surplus or otherwise deemed unsuitable for installation, they will be returned to the supplier or manufacturer where practicable and will not be disposed of to landfill.

The total estimated construction waste volume for the Yanco BESS is approximately 434.1 m³. The majority of this waste comprises road construction materials (388.1 m³) and concrete associated with footings and piles (44.3 m³). The majority of waste is expected to be generated as part of the construction process with minimal quantities expected from pre-existing materials at the site. The estimated weight of construction waste which will be transferred to Leeton Landfill, if licencing permits, would be 649 tonnes with the majority being concrete and road materials. Minor quantities of waste are expected from conduits and water/fire service pipework. Materials with established recycling pathways, including steel, copper earthing materials, aluminium high-voltage cabling and fencing components, will be segregated and sent to appropriately licensed recycling facilities. Excavated material generated during earthworks will be reused on site where suitable for the construction of bunds, drainage features and landscaping works, reducing the quantity of material requiring off-site disposal. Construction waste management practices will prioritise avoidance, reuse and recycling in accordance with the waste hierarchy, with landfill disposal used only where no practical recovery option is available.

CONSTRUCTION MATERIAL	ESTIMATED VOLUME (M^3)	ESTIMATED WEIGHT (T)[1]	WASTE CODE (EPA WASTE LEVY GUIDELINES)	COMMENT
PVC and HDPE Conduits	1.2	0.2	Plastic (PL)	PVC and HDPE conduits
Cables and Conductors	0.0	0.0	N/A	Waste will be transferred to nearest scrap metal facility that offers non-ferrous recycling
Recyclable Materials	0.0	0.0	N/A	Includes packaging and other recyclable waste which will be transferred to nearest material recovery facility (Cleanaway Albury)
Copper and Aluminium Earthing	0.0	0.0	N/A	Waste will be transferred to nearest scrap metal facility that offers non-ferrous recycling
Steel	0.0	0.0	N/A	Waste will be transferred to nearest scrap metal facility
Fences and Gates	0.0	0.0	N/A	Waste will be transferred to nearest scrap metal facility
Roadworks	388.1	26.6 555.6	Bricks and Concrete (BC) Asphalt (ASPH)	Concrete kerbs and bitumen road base
Concrete Footings and Piles	44.3	66.4	Bricks and Concrete (BC)	Concrete waste
Earthworks	0.0	0.0	N/A	Excavated material will be utilised on site for the construction of bunding, drainage, and visual boundaries
Water and Fire Services Pipework	0.48	0.07	Plastic (PL)	HDPE and DICL pipes
Total	434.1	648.9		Transferred to Leeton Landfill and Recycling Centre

(1) The conversion of waste volumes to tonnes is based on Appendix A provided in the consultation paper published by the WA Department of Water and Environmental Regulation (https://www.der.wa.gov.au/images/documents/our-work/consultation/current-consultation/Consultation%20Sheet%20-Approved%20method%20for%20recyclers.pdf).

Table 6-3: Construction Waste Volumes

6.9. Waste Management Procedures

Table 6-4 outlines procedures for the management of various types of wastes with the potential to be generated by the project.

WASTE TYPE	MANAGEMENT PROCEDURES
General Waste	• All site personnel will be advised of the Waste Management Plan during inductions and training. • All site personnel will be encouraged to separate waste streams to maximise recycling opportunities. • No external waste will be brought onto site. • No waste will be disposed of or burned on site. • Combustible fuel loads (if required) (e.g. diesel fuel tanks) will be managed onsite to minimise fire risks ensuring compliance with other procedures provided via other management plans. • Securely covered, clearly labelled segregated waste and recycling bins would be provided at strategic locations adjacent to the site construction site office(s) and amenities area. • Site bins will be routinely inspected to ensure there is capacity to contain waste generate by construction and decommissioning activities. • Waste and recycling bins will be emptied as required. • Onsite general waste and recycling bins will be appropriately covered minimising the potential for pollution and impacts to surrounding amenity. • Specialist waste bins (e.g. steel, timber) will be emptied as required. • All waste leaving the site (e.g. regulated waste) will be entered into a site waste register to track relevant details of the waste being removed from the site.
Soil	• Topsoil will be stockpiled and reused on-site for rehabilitation. Excess topsoil generated during the construction activities will be retained for use in rehabilitation. • Any excess subsoil that requires removal from the site will be appropriately disposed of at licenced waste facility.
Liquid Waste (sewerage)	• It is anticipated that chemical port-a-loo's will be provided at strategic locations around the site for use by personnel during the construction and decommissioning phases. Where possible these port-a-loo's will be located on a trailer to allow for easy redistribution. Waste from port-a-loo's will be disposed of offsite at a licensed treatment facility. • Regulated liquid waste, if generated, will be disposed of at an appropriately licenced facility.
Dangerous Goods	• The waste classification guidelines will be continually reviewed to determine whether waste generated during each phase of the Project is classed as hazardous. • Any waste identified as potentially hazardous is to be immediately notified to site management representatives to ensure appropriate methods for separation and disposal are implemented. • All hazardous substances are to be kept in separate and segregated from other forms of waste generated. This is to prevent cross contamination and mixing of hazardous waste which would rending the entire quantity of other forms of waste as hazardous. • All hazardous substances, including the containers in which they are provided, will be disposed of in accordance with EPA guidelines for hazardous waste as required. • Designated refuelling areas will be identified within the Project area. • In the unlikely event that a leak occurs within a bunded area, hazardous liquids will be contained within the bund and recovered using pump-out or vacuum recovery methods. Recovered liquids will be removed from site by a licensed waste contractor and disposed of at an appropriately licensed waste facility. • Dangerous or hazardous materials, if stored onsite, would be stored and handled in accordance with *AS1940-2004: The storage and handling of flammable and combustible liquids*. • Mitigation measures identified in the Preliminary Hazard Assessment (PHA) for Yanco BESS associated with the management of hazards and waste would be implemented to minimise the potential for contamination and offsite impacts.

Table 6-4 Waste Management Procedures

7. Complaints and Feedback Management

This section describes the procedures that would be implemented to receive, handle, respond to and record complaints during construction and operation of Yanco BESS. Monitoring of the means of making complaints is also considered within this section.

7.1. Means of making a complaint or feedback

Prior to the commencement of construction, the Applicant will ensure that the following contact details are available for the community to make a complaint, provide feedback and ask questions about the Project:

- An email address to which electronic complaints may be transmitted (info@yancobess.com.au).

- A telephone number – 1800 845 190
- Contact details: Matt Keating, Project Manager, ACLE Services)
- Mail (Level 3, 689 Burke Road, Camberwell, VIC 3124, Australia)

These details are provided on the Project webpage (https://acenergy.com.au/portfolio/yanco-bess/).

7.2. Complaint and feedback monitoring

The means of making a complaint or feedback are to be monitored throughout all phases of the Project including construction, operation, and decommissioning.

Complaints and feedback monitoring will also be supported through proactive communication with residents, community, and project stakeholders during construction, particularly noise generating activities, and throughout the operational phase.

7.3. Complaints handling process

Any complaint received will be logged in a Complaints and Feedback Register in a timely manner and shared with the Principal Contractor if the nature of the complaint is with regards to the work being performed by the Principal Contractor.

The Applicant and Principal Contractor (where relevant) will investigate the cause of the complaint and determine any necessary corrective actions to prevent recurrence. All complaints will receive an initial response within 48 business hours where the complaint is received via telephone, email or website, or within 5 business days where the complaint is received by post. The Applicant and Principal Contractor will use their best endeavours to resolve urgent matters within 24 business hours, where possible, and 5 business days for all other classifications within.

Depending on the nature of the complaint, the Applicant or the Principal Contractor will also make contact with the complainant to discuss the issue, the cause, and advise them of the actions taken to avoid a recurrence.

All aspects of the investigation and contact with the complainant will be fully documented in the Complaints Register, with the most updated version published on the public website.

7.4. Recording Complaints

All complaints will be documented through maintaining an updated Complaints Register, with the most updated version published on the public website.

7.4.1. Complaints Register

A Complaints Register will record:

- A complaint reference number;
- The date and time the complaint was received;
- The nature of the complaint; and
- Actions undertaken to investigate/close the complaint, if relevant;

For the life of the development the Complaints Register will be updated on a monthly basis and listed on the Project website.

As the Complaints Register will be publicly available document, it is not proposed to include details of who the complainant is on this register.

7.4.2. Complaints Record

The detailed Complaints Record will be recorded internally as part of the Stakeholder Interactions Register. The recording will include:

- The date and time of the complaint;
- The means by which the complaint was made (telephone, mail, email, online form, in person);
- Any personal details of the complainant that were provided, or if no details were provided a note to that effect;
- The nature of the complaint;
- Any actions taken in relation to the complaint, including timeframes for implementing the action; and
- If no action was undertaken in relation to the complaint, the reasons why no action was taken.

A copy of the Complaints Record will be filed and held by the Applicant. On request, the Complaints Record could be provided to:

- The Department of Planning, Housing and Infrastructure (DPHI);
- Environment Protection Authority (EPA);
- Leeton Shire Council (LSC); or
- The complainant.

As the Complaints Record will contain information on who made the complaint, it is not proposed to make this information publicly available on the Project website.

7.5. Dispute Resolution

In the event that a complaint cannot be resolved using the complaints handling process and a dispute arises, the following procedure will apply:

- Advise both DPHI and LSC that there is a dispute.
- Provide both DPHI and LSC with copies of the relevant complaint history, including relevant documentation in the form of a Complaints Record(s).
- Engage a specialist with expertise relevant to the issue at hand to investigate the dispute and provide recommendations for resolution.
- Advise the third party in dispute, DPHI and LSC, in writing, as to when the dispute investigation will be completed.
- Provide the third party, DPHI and LSC a copy if the dispute investigation report, inclusion of the Applicant’s intentions with regards to the implementation of the recommendations for resolution.

8. Reporting

8.1. WMP Reporting

The Principal Contractor's Site HSE Officer is responsible for coordinating environmental monitoring, internal reviews of this WMP and compliance audits for the project.

Internal reviews of this WMP would serve to monitor and review the effectiveness of mitigation measures and may identify opportunities to improve approaches to waste management.

The Principal Contractor's Site HSE Officer is responsible for providing the findings of the internal review together with a summary of any environmental monitoring and the maintenance of documents relevant to the implementation of this management plan.

Where a review requires a revision to the management plan the Principal Contractor's Site HSE Officer is responsible for co-ordinating the preparation of a revised version in accordance with the document management procedure detailed in **Section** Error! Reference source not found..

8.2. Notification of the Department

The Applicant must notify DPHI of the date of commencement and the date of completion of each project phase including the construction, operations, upgrading or decommissioning of the development or and the cessation of operations. Notification on the date of commencement or cessation of each relevant phasing must be provided in writing via the NSW Planning Portal (Major Projects) website.

If any phase of the development is to be staged, the Applicant must notify DPHI in the same manner prior to the commencement of the relevant stage including all works that would be carried out during the relevant stage.

In accordance with the requirements of condition C8 and C9 of the consent, the Applicant must also ensure that:

Detailed plans of the final layout of the development are submitted prior to commencing construction, and

Work as executed plans are submitted prior to the commencement of operations or following subsequent upgrades to the development.

8.3. Incidents

An incident, as defined by the development consent, refers to:

"An occurrence or set of circumstances that causes or threatens to cause material harm to the environment, and as a consequence of that environmental harm, may cause harm to the health and safety of human beings, and which may or may not be or cause a non-compliance".

There are several incidents that have potential to occur during the delivery of the project, including but not limited to:

- Battery fire or explosion due to thermal runaway, leading to toxic emissions and environmental contamination.
- Leakage of hazardous materials such as battery electrolytes or chemicals, potentially contaminating soil or waterways.
- Clearing of vegetation or habitats beyond the approved site.
- Soil contamination from accidental spills during installation, operation, or decommissioning.
- Unanticipated discharge of stormwater or other liquids from containment systems into nearby waterways.
- Erosion and sedimentation caused by failure of controls, impacting nearby aquatic ecosystems.

- Noise pollution generated during operation, especially from cooling or ventilation systems, affecting nearby communities or wildlife.
- Harm or disturbance to threatened species, habitats, or ecological communities during construction or operation.
- Improper disposal of battery components, hazardous materials, or waste during the decommissioning or replacement process.
- Disturbance or damage of Aboriginal Heritage objects, places, or significant cultural sites during construction or operations.
- Potential groundwater contamination from leaks or spills infiltrating groundwater supplies.
- Electrical failures leading to hazards such as short-circuiting or fires.
- Flooding risks from inadequate drainage systems or placement in flood-prone areas, leading to operational risks or environmental damage.

Workers must ensure that all incidents are reported to the Principal Contractor's Site HSE Officer (or other suitably qualified site management representatives as their replacement) as soon as possible to allow for appropriate investigations, notifications, and corrective measures.

Should an environmental incident occur, the Project Manager, Construction/Operation Manager and/or Site HSE Officer must ensure works stop and that areas remain undisturbed until such time that the environmental incident can be suitably investigated, reported to the Applicant and managed.

8.3.1. Notification of Incidents

In accordance with condition C10 of the consent, the Applicant must immediately notify DPHI within a period no greater than 24 hours of becoming aware of any incident. This notification must be submitted via the NSW Planning Portal (Major Projects) and address the following details of the incident:

- date, time and location;
- a brief description of what occurred and why it has been classified as an incident;
- a description of what immediate steps were taken in relation to the incident; and
- identifying a contact person for further communication regarding the incident.

In accordance with condition C10 of the consent, within 7 days (or as otherwise agreed by the Planning Secretary) of the Applicant making the immediate incident notification, the Applicant is required to submit a subsequent incident report.

The subsequent incident report must be reported in accordance with the requirements of Appendix 5 of the consent and address the following requirements:

- identifies how the incident was detected;
- identifies when the Applicant became aware of the incident;
- identifies any actual or potential non-compliance with CoC;
- identifies further action(s) that will be taken in relation to the incident;
- a summary of the incident;
- outcomes of an incident investigation, including identification of the cause of the incident;
- details of the corrective and preventative actions that have been, or will be, implemented to address the incident and prevent recurrence, including the period for implementing any corrective and/or preventative actions; and
- details of any communication with other stakeholders regarding the incident.

In addition to the requirements of the development consent, the Applicant must also follow obligations to report on incidents in accordance with the requirements of the NSW *Protection of the Environment Operations Act 1997* (POEO Act) and *Work Health and Safety Act 2011* (WHS Act):

- The NSW Environment Protection Authority (EPA) must be immediately notified where material harm to the environment is caused or threatened by an incident, and;
- Safework NSW must be immediately notified where an incident is a 'notifiable incident.'

8.4. Non-Compliance

A non-compliance is defined by the CoC as:

"An occurrence, set of circumstances or development that is a breach of this consent but is not an incident"

A failure to comply with a CoC, a mitigation measure, or a statutory approval will constitute a non-compliance.

In accordance with condition C12 of the development consent, the Applicant must notify the Department of the non-compliance within seven (7) days of becoming aware of a non- compliance. The notification must be in writing and submitted via the NSW Planning Portal (Major Projects) and must identify:

- The development and application number;
- The condition of consent that the development is non-compliant with;
- The reason and manner of the non-compliance; and
- Actions that have or will be undertaken to address the non-compliance.

Where an event constitutes both an incident and a non-compliance, notification of the event as an incident detailing the non-compliance in accordance with the requirements of condition C10 (refer **Section 8.3**) will satisfy the corresponding non-compliance notification requirement under condition C13. A separate non-compliance notification is therefore not required if that non-compliance has already been notified under an incident.

An incident does not necessarily constitute a non-compliance. Environmental, health or safety impacts associated with an incident may occur without resulting in a breach of a condition of consent. Conversely, a non-compliance is a failure to comply with a condition of consent and may be identified and notified independently or in association with an incident. In response to a non-compliance, the Applicant must implement a five-step response procedure consistent with the guidance advice of ISO 14001 – Environmental management systems. This procedure is detailed in **Table 8-1**.

STEP	ACTION
React	The Applicant will react to the non-compliance and, as applicable: 1. Take action to control and correct it; 2. Deal with the consequences, including mitigating adverse environmental impacts; and 3. Notify DPHI within seven days of becoming aware of the non-compliance
Evaluate	The Applicant will evaluate the need for action to eliminate the cause of the non-compliance so that it does not recur or occur elsewhere by: 1. Reviewing the non-compliances. 2. Determining the cause of the non-compliances. 3. Determining if similar non-compliances exist or could potentially occur.
Act	The Applicant will implement any action required.
Review	The Applicant will review the effectiveness of any corrective action taken.
Change	The Applicant will make changes to the environmental management plans, if necessary.

Table 8-1: Non- Compliance Response Procedure

8.5. Auditing

Internal and external audits will be conducted to assess the effectiveness of management processes, the implementation of measures detailed within this WMP and compliance with the requirements of the development consent.

In accordance with condition C14 of the development consent, independent environmental audits must be conducted and carried out at the frequency and in accordance with the obligations of the *Independent Audit Post Approval Requirements 2020* (IAPAR). The minimum frequency for independent audits, as specified in Table 1 of the IAPAR is reproduced in **Table 8-2.**

Each independent audit must be undertaken by a suitably qualified, experienced and independent auditor. The Planning Secretary must provide an agreement in writing on the appointment of each member of the audit team, including the auditor and technical experts, before each audit is commissioned.

Independent audit reports and the Applicant's response to the audit findings are required to be submitted to DPHI no later than 2 months after undertaking an independent audit site inspection. An electronic copy of the independent audit report and the Applicant's response must be submitted to the Department via the NSW Planning Portal (Major Projects).

PHASE	INITIAL INDEPENDENT AUDIT	ONGOING INDEPENDENT AUDIT INTERVALS
Construction	Within 12 weeks of the commencement of construction	At intervals, no greater than 26 weeks from the date of the initial Independent Audit or as otherwise agreed by the Secretary.
Operation	Within 26 weeks of the commencement of operation	At intervals, no greater than 3 years or as otherwise agreed by the Secretary.
Closure/ Rehabilitation	Within 52 weeks from notifying of suspension/ceasing of operations	At intervals no greater than 1 year or as otherwise agreed by the Secretary.

Table 8-2: Audit Frequency

9. Review and Revision

Condition C2 of the CoC outlines the requirements for updating strategies, plans or programs to the satisfaction of the Planning Secretary.

This WMP is a living document and is to be referenced by regulators, project managers and workers throughout the duration of the project. It must remain relevant and consistent with the Yanco BESS project.

Periodic evaluation and review of this WMP will ensure that approaches to project management remain current and are updated as required to reflect changing circumstances, including any subsequent changes to project design, revisions to post consent documentation, changes to legislation, responses to an actual or potential incident or to non-compliance and changes made to facilitate continuous improvements for the management of the project.

A periodic annual internal review of this WMP shall be carried by the Applicant to ensure it remains relevant and effective for managing the development.

In addition to annual reviews, and in accordance with the condition C2 of the consent, the Applicant shall review and (if necessary) revise this WMP within 1 month of:

- submission of an incident report under condition C10 of Schedule 2;
- submission of an audit report under condition C13 of Schedule 2; or
- any modification to the CoC.

The Applicant is responsible for coordinating revisions of this WMP and for the submission of revised versions to the Planning Secretary for approval. All revisions to this WMP are to be recorded in accordance with the document control procedure detailed in **Section 9.1**.

With the approval of the Planning Secretary, the development, and associated strategies, plans or programs, may be staged in accordance with the requirements of condition C3 of the development consent.

9.1. Document Control and Revision

The following document control procedure is to be implemented for this WMP.

The Applicant must ensure that the approved version of this WMP and associated documentation reference by condition C14 of the development consent, are made publicly available via the project website.

Updated versions of this WMP are to be submitted by the Applicant to all relevant stakeholders. For the purpose of this WMP, relevant stakeholders include:

- Leeton Shire Council (LSC); and,
- The NSW Department of Planning Housing and Infrastructure (DPHI).

Following approval by the Planning Secretary, the revised WMP must be made available for public review and published on the NSW Planning Portal (Major Projects).

In accordance with condition C5 of the development consent, an updated version of this WMP, if approved, supersedes the previous versions and must be implemented in accordance with the condition of the development consent which requires its implementation.

All revisions of this this WMP, are to be recorded in **Table 9-1** including details on the update number, the type of revision (major/minor), a description of the update(s), the version number and the date on which the updated version was produced.

Revisions will be classified as either ‘major’ or ‘minor’ according to the scope of changes required.

Revisions shall involve consultation with Council prior to finalising.

9.1.1. Major Revision

Major revisions shall be identified by a whole number in the document version number (i.e., 01, 02, 03) and be recorded for the following:

- Changes to processes, the addition of new procedures or improvement actions
- Changes made in response to an incident or non-compliance; and
- Changes made in response to a request made by the Planning Secretary or other regulatory authority, including but not limited to RFS, FRNSW and Safework NSW.

9.1.2. Minor Revision

Minor revisions shall be identified by alphabetical order in document version number (i.e., Rev A, B, C…) and be recorded for the following:

- Minor typing and grammar corrections;
- Changes to position titles and contact details;
- Updates to any recording forms used to manage the development; and
- The addition and change of documents appended to this plan.

UPDATE NO.	TYPE (MAJOR / MINOR)	DESCRIPTION OF THE UPDATE(S)	VERSION NO.	DATE PRODUCED
1	Major	Preparation of Draft Document for Client Review.	01 Rev A	XX
2	Minor			
3	Minor			

Table 9-1: Revision History

10. References

Clean Energy Council (CEC), 2021. Best Practice Charter for Renewable Energy Developments. Available from: https://www.cleanenergycouncil.org.au/advocacy-initiatives/community-engagement/best-practice-charter

Department of Planning, Industry and Environment (DPIE) 2024. State Significant Development Guidelines. Available from: https://www.planning.nsw.gov.au/sites/default/files/2023-03/state-significant-development-guidelines.pdf

Department of Water and Environmental Regulation (DWER) 2019, Waste Avoidance and Resource Recovery Regulations 2008 - Proposed estimation/calculation methods for recycling and reprocessing facilities, Appendix A - Default bulk densities. Available from: https://www.der.wa.gov.au/images/documents/our-work/consultation/current-consultation/Consultation%20Sheet%20-Approved%20method%20for%20recyclers.pdf

Environment Protection Authority (EPA), 2014. Waste Classification Guidelines Part 1 Classifying Waste. Available from: https://www.epa.nsw.gov.au/sites/default/files/140796-classify-waste.pdf

Leeton Shire Council (LSC), 2014. Leeton Local Environmental Plan. Available from: https://legislation.nsw.gov.au/view/html/inforce/current/epi-2014-0353#sec.6.1

Llatasa, C. & Osmani, M. (2016). Development and validation of a building design waste reduction model. Waste Management.

NSW Government, 1997. Protection of the Environment Operations Act 1997.

NSW Government, 2014. Protection of the Environment Operations (Waste) Regulation 2014.

NSW Government, 2001. Waste Avoidance and Resource Recovery Act 2001.

NSW Department of Planning, 2011b. HIPAP 6: Hazard Analysis. Available from: https://www.planning.nsw.gov.au/sites/default/files/2023-03/hazardous-industry-planning-advisory-paper-no-6-hazard-analysis.pdf

EnergyCo NSW, 2025. Waste management and circular economy study. Available from: https://www.energyco.nsw.gov.au/sites/default/files/2025-12/New%20England%20REZ%20waste%20management%20and%20circular%20economy%20study_website%20-%20Dec%202025.pdf

Commonwealth of Australia, 2011. Environmental Guidelines – Management of Construction and Demolition Waste. Available from: https://www.dcceew.gov.au/environment/protection/waste/publications/construction-and-demolition-waste-guide

NSW Government, 2026. Wagga Wagga Lithium Ion Battery Recycling Facility. SSD-67983064. Available from: https://www.planningportal.nsw.gov.au/major-projects/projects/wagga-wagga-lithium-ion-battery-recycling-facility

Waste Management Review, 2025. EcoBatt commissions Australia’s first dedicated lithium battery discharge plant. July 15, 2025. Available from: https://wastemanagementreview.com.au/ecobatts-charge-to-circularity/

Appendix A Waste Management Principles

WASTE TYPES	STORAGE/TREATMENT/REUSE/RECYCLING	DESTINATION
Excavated material: • Excess soil.	Stockpile at a suitable location and re-use on site as fill. Stockpiles have suitable temporary erosion and sediment control measures installed. Any excess to be re-used off-site.	To be transported off-site to a suitably licenced waste disposal facility for re-use.
Concrete: • Surplus pours; and • Foundations and excavated concrete.	Ensure that quantities are correctly estimated prior to pour. Use pre-cast concrete as far as practicable. Crush and use any surplus as fill where possible. Excess concrete waste during construction phase to be separated and taken off-site by concrete recycling contractor. During decommissioning, concrete foundations of the BESS and associated infrastructure will be excavated and the concrete recycled.	Collection by concrete recycling contractor and taken to concrete crushing recycling facility.
Timber: • Packaging from delivered materials; and • Pallets from spare/replacement parts.	During operation, pallets would be stored on site suitably screened from public view. Recyclable timber to be separated and collected for recycling by recycling contractor. Pallets to be returned to supplier for reuse.	Off-site recycling where possible. Non-recyclable materials to be disposed of at a suitably licenced waste facility.
Metal: • Wiring off-cuts; • Packing straps; • Steel off-cuts. and • Aluminium off-cuts.	Recyclable metal to be separated and collected for recycling by recycling contractor.	Off-site recycling where possible. Non-recyclable materials to be disposed of at a suitably licenced waste disposal facility.
Plastic/HDPE: • Packaging from delivered materials; and • On-site packaging and storage.	Recyclable plastic to be separated and collected by plastic recycling contractor.	Off-site recycling where possible. Dispose of non-recyclable material to suitably licenced waste disposal facility.
Cardboard/paper: • Packaging from delivered materials; and • Office paper.	Cardboard and paper materials to be collected by a recycling contractor.	Off-site recycling facility.
Glass	Glass to be separated and collected by plastic recycling contractor.	Off-site recycling facility.
General waste	To be stored in designated bin(s) screened from public areas. All general waste streams to be separated into waste types and recycling types. Recyclable materials to be collected by recycling contractor.	Off-site recycling where possible. Dispose of non-recyclable material to suitably licenced waste disposal facility.
Batteries, Inverter and Transformer	Batteries likely to require overseas recycling, given limited onshore options	To be transported off-site to an appropriately licensed recycling or waste management facility. Where practicable, batteries, inverters and transformers would be refurbished,

WASTE TYPES	STORAGE/TREATMENT/REUSE/RECYCLING	DESTINATION
	Due to limited onshore options for battery recycling or disposal, batteries may require overseas processing. However, it is noted that the lifespan of the Project is proposed as 20 years, which may allow for new facilities to become available in the future. If available at time of decommissioning, batteries, inverters and transformer will be removed from the site for e-waste dismantling, recycling, scrapping and safe disposal at an appropriate waste disposal facility. If possible, the transformer may be reconditioned and refurbished for additional service life at another site. With respect the proposed battery, a factsheet recently published by the Clean Energy Council (CEC, 2025), titled 'Recycling the future: sustainable solutions for renewable energy technologies', outlines that battery recycling typically involves collection, extraction of critical minerals and repurposing to recovered materials for use in new battery production. The factsheet indicates that approximately 95% of a lithium-ion battery is recyclable.	reused or recycled, with disposal to landfill avoided where suitable recycling options are available.
Waste storage and recycling receptacles to be located nearby all generation sources. Waste storage and recycling bins to be clearly labelled. The site manager or (suitably qualified representative as their replacement) would be responsible for maintaining waste storage and recycling area(s), for ensuring bins are emptied and collected as required, and for ensuring that no contamination of waste streams or the environment is occurring.		

Appendix B Waste Tracking Register

Date /Time	**Waste Classification** (Special waste, general solid waste, liquid waste etc.)	**Waste Description** (concrete, steel, spoil etc.)	**Quantity**	**Transporter**	**Receiving Facility**	**Waste Use** (recycled, stored, treated, disposed)	**Reference** (Receipt)

Appendix C Bill of Quantities

ITEM	UNIT	QUANTITY	CONCRETE (M3)
Earthing (copper)			
40mm X 2.5mm COPPER EARTH STRAP GRID	m	2250	
2.4m LONG 19mm DIAMETER EARTH ELECTRODE (SOLID COPPER ROD)	No.	4	
EARTH ELECTRODE AND EARTH INSPECTION PIT	No.	2	
40mm X 6.3mm COPPER RISER	m	120	
40mm X 2.5mm COPPER RISER	m	100	
BRAZED CONNECTION FOR EARTHING CONDUCTOR	No.	200	
EARTHMAT	No.	11	
LINK BOX	No.	1	
Earth Stub Brass	No.	8	
300mm² STRANDED COPPER CONDUCTOR FOR ECC	m	600	
Conduit			
PVC and HDPE CONDUITS	m	3000	
132 kV Ca			
2000mm² ALUMINIUM CABLE	m	2000	
STORMWATER			
2 100mmSN8 HDPE Subsoil drainage pipe		120 m	
FENCE AND GATES			
5 STOCK FENCE	m	1150	
6 WELDED MESH SECURITY FENCE	m	1420	
ROADS			
11 MOUNTABLE KERB TYPE RT- CONCRETE	m	655	
12 MOUNTABLE KERB TYPESF - CONCRETE	m	983	
13 EDGE RESTRAINT KERB TYPE ER - CONCRETE	m3	805	
14 7mm SPRAYED SEAL BITUMEN BINDER	m3	81	
15 150mm THICK CLASS 2 DGB20 (TfNSW 3051) BITUMEN	m3	6370	
16 200mm THICK DGS40 (TfNSW 3051) (PAVEMENT TYPE 3) BITUMEN	m3	6178	
17 250mm THICK DGS40 (TfNSW 3051) (PAVEMENT TYPE 1) BITUMEN	m3	2420	
18 200mm THICK IN-SITU LIMESTABILISATION, CBR>15%, DOSAGE RATE 3-4% (PAVEMENT TYPE 2) OR IN CASE (ITEM 17) 250mm THICK DGS40 DOES NOT MEET REQUIREMENT	m3	380	

ITEM	UNIT	QUANTITY	CONCRETE (M3)
19 100mm THICK SINGLE SIZE 20mm CLEAN BLUE METAL ROCK	m3	3090	
EARTHWORKS			
20 100mm TOPSOIL STRIP AREA	m2	23,225	
21 200mm TOPSOIL STRIP VOLUME	m3	12000	
22 TOTAL CUT VOLUME (-)	m3	4850	
OILY WATER			
25 OILY WATER TANK - P.050/5/60.C1.2C.A.300.PVC	ea	1	
26 OILY WATER PIPES - 225mm DICL PIPE	m	70	
27 OILY WATER PIPES - 300mm DICL PIPE	m	15	
28 OILY WATER PIPES - PRECAST CONCRETE HEADWALL FOR 300mm DICL OUTLET PIPE	ea	1	
29 OILY WATER PITS - 900mmx 900mm PRECAST CONCRETE PIT	ea	6	
30 OILY WATER PITS - 1300mmx 1300mm PIT LID WITH CLASS D COVER	ea	6	
Cable, Terminations & Accessories			
33kV 1C 1000mm² CU/XLPE/Nylon12/PVC/HDPE CABLE (10 kA/1s SCREEN FAULT LEVEL)	m	1,163	
33kV 1C 630mm² AL/XLPE/Nylon12/PVC/HDPE CABLE (10 kA/1s SCREEN FAULT LEVEL)	m	6,129	
33kV 1C 300mm² AL/XLPE/Nylon12/PVC/HDPE CABLE (10 kA/1s SCREEN FAULT LEVEL)	m	7,695	
TERMINAL KIT FOR 33kV 1000mm² CU 1C XLPE CABLE	set	48	
TERMINAL KIT FOR 33kV 630mm² AL 1C XLPE CABLE	set	72	
TERMINAL KIT FOR 33kV 300mm² AL 1C XLPE CABLE	set	450	
0.6/1kV 1C 25mm² CU/XLPE/Nylon12/PVC CABLE	m	4,725	
0.6/1kV 1C 630mm² CU/XLPE/Nylon12/PVC CABLE	m	5,753	
1500V DC 1C 150mm² CU/X-HF/HFS-TP CABLE	m	24,017	
HDPE CONDUIT D200	m	800	
LIGHTING SYSTEM			
BATTEN LIGHT FIXTURE 40W, CCT 5000K, OUTDOOR TYPE, WEATHERPROOF, IP66	pcs	6	
FLOODLIGHT FIXTURE 100W, CCT 5000K, OUTDOOR TYPE, WEATHERPROOF, IP66	pcs	70	
EARTHING SYSTEM			
EARTH CABLE, 70mm² COPPER GREEN/YELLOW PVC	m	2,468	

ITEM	UNIT	QUANTITY	CONCRETE (M3)
EARTH CABLE, 120mm² COPPER GREEN/YELLOW PVC	m	149	
EARTH CABLE, 120mm² BARE COPPER	m	4,925	
40 x 2.5 COPPER STRAP C11000 TO AS 1566	m	570	
EARTH ROD, COPPER BONDED, 19MM X 3M	pcs	40	
EARTH PIT WITH COVER	set	11	
EARTH BAR, COPPER	set	6	
BESS AREA - FOOTING/PILES			
BESS (CATL) PILES	Nos.	1170	744.3218395
75x6CHS 1.5m	m	1755	
MVPS PILES	Nos.	468	297.7287358
75x6CHS 1.5m	m	702	
AUXILIARY TRANSFORMER KIOSK FOOTING	Nos.	6	37.584
LIGHT POLE PILES	Nos.	55	72.894767004
CCTV PILES	Nos.	7	9.277515805
CONTAINER DOME O&M WORKSHOP FOOTING	Nos.	2	14.4
CONTAINER DOME O&M WORKSHOP SLAB	Nos.	1	23.64
GENERATOR FOOTING	Nos.	1	2.886
O&M BUILDING	Nos.	12	10.1787602
CONTROL ROOM PILES	Nos.	12	10.1787602
SWITCH ROOM PILES	Nos.	12	10.1787602
HARMONIC FILTER FOOTINGS	Nos.	TBC	
GENERAL CABLE TRENCHES	Nos.	TBC	
CABLE TRENCH STEEL LID	Nos.	TBC	
PUMP HOUSE FOOTING	Nos.	1	10.2
FIRE WATER TANK FOOTINGS	Nos.	2	64
FIRE BRIGADE BOOSTER ASSEMBLY FOOTING	Nos.	1	2
POLY WATER TANK FOOTING	Nos.	1	3
FIELD DISTRIBUTION EQUIPMENT FOOTING	Nos.	20	24

ITEM	UNIT	QUANTITY	CONCRETE (M3)
220kV SECURITY PIN-CARD READER SUPPORT	Nos.	4	1
SWITCHYARD - FOOTING/PILES			
132/33kV TRANSFORMER FOOTING - BASE	Nos.	2	250.2
132/33kV TRANSFORMER FOOTING - BUND WALL	Nos.	2	303
132/33kV TRANSFORMER FOOTING - Plinth	Nos.	2	0.2
132/33kV TRANSFORMER - BUND WALL TO SUPPORT NOISE WALL	m	72	
AUXILIARY TRANSFORMER FOOTING - BASE	Nos.	2	20
AUXILIARY TRANSFORMER FOOTING - BUND WALL	m	26.7	1.6
33KV CABLE TERMINATION PILE	Nos.	8	11
33KV POST INSULATOR FOOTING	NA	NA	
132KV TRIPLE POST INSULATOR PILE	Nos.	16	21
DISCONNECTOR PILE	Nos.	10	13
CVT (2 BOXES) PILE	Nos.	1	1
CVT (NO SUPPORT) PILE	Nos.	2	3
CT (LOW) FOOTING	Nos.	1	1
POST INSULATOR (LOW) PILES	Nos.	3	4
CT (NO SUPPORT) PILES	Nos.	2	3
ST TRIPLE BUS CVT NT PILES	Nos.	2	3
CABLE SEALING END PILES	Nos.	3	4
CIRCUIT BREAKER FOOTING	Nos.	2	3
LIGHTNING MAST / LIGHT FOOTINGS	Nos.	21	28
CCTV FOOTINGS	Nos.	4	5
GENERAL CABLE TRENCHES AND STEEL LIDS		TBC	
BESS AREA - STEEL			
ACOUSTIC WALL STEEL (SOUTHERN SIDE)	kg	17870.4	
CONTROL ROOM PLATFORM		TBC	
SWITCH ROOM PLATFORM		TBC	
132/33kV TRANSFORMER - NOISE WALL	kg	2146.2	
33KV CABLE TERMINATION	kg	4058	
33KV POST INSULATOR	kg	846	

ITEM	UNIT	QUANTITY	CONCRETE (M3)
132KV TRIPLE POST INSULATOR	kg	7690	
DISCONNECTOR	kg	NA	
CVT (2 BOXES)	kg	242	
CVT	kg	406	
CT (LOW)	kg	207	
POST INSULATOR (LOW)	kg	519	
CT (NO SUPPORT)	kg	398	
ST TRIPLE BUS CVT NT	kg	1010	
CABLE SEALING END	kg	2151	
PRECAST CABLE PIT			
PRECAST CABLE PIT	Nos.	12	
Wet Fire Package			
ELECTRICAL CENTRIFUGAL SINGLE STAGE FIRE PUMP, DUTY 30L/S @ 1100 KPA	1	No.	
DIESEL CENTRIFUGAL SINGLE STAGE FIRE PUMP, DUTY 30L/S @ 1100 KPA	1	No.	
ELECTRICAL CENTRIFUGAL JOCKEY PUMP, DUTY 1L/S @ 700 KPA	1	No.	
FIRE WATER STORAGE TANKS - CYLINDRICAL, EFFECTIVE CAPACITY 216KL	2	No.	
150MM LARGE BORE SUCTION WITH TWO FEED HYDRANT SMALL BORE CONNECTIONS	1	No.	
150MM QUAD HEAD BOOSTING POINT	1	No.	
WATER TRUCK INFILL CONNECTION POINT	1	No.	
150MM ISOLATION VALVES (GATE, BALL, BUTTERFLY)	25	No.	
100MM FLOW MEASURING DEVICE - ANNUBAR ELEMENT	1	No.	
100MM FACE PRESSURE GAUGE	6	No.	
PUMP CASING PRESSURE RELIEF VALVE	2	No.	
100MM NON RETURN VALVE	4	No.	
FIRE WATER TANK FLOAT VALVE	2	No.	
HIGH DENSITY POLYETHYLENE PIPE 160MM	800 m	m	
HIGH DENSITY POLYETHYLENE PIPE 140MM	70m	m	
GALVANIZED CARBON STEEL PIPE 150MM	10m	m	

ITEM	UNIT	QUANTITY	CONCRETE (M3)
GALVANIZED CARBON STEEL PIPE 100MM	10m	m	
100 MM STORZ DUAL PILLAR FIRE HYDRANTS	16	No.	
19MM X 36 M FIRE HOSE REEL	1	No.	
Dry Fire Package			
MAIN FIRE DETECTION, CONTROL AND INDICATION EQUIPMENT (MFDCIE)	1	No.	
FIRE DETECTION, CONTROL AND INDICATION EQUIPMENT (FDCIE)	2	No.	
VISUAL ALARM DEVICE	2	No.	
BOWS SPEAKERS (WALL MOUNTED, CEILING MOUNTED, RECESSED)	10	No.	
END OF LINE DEVICE	3	No.	
POINT TYPE SMOKE DETECTORS	10	No.	
MANUAL ALARM CALL POINTS	1	No.	
4.5KG ABE PORTABLE FIRE EXTINGUISHER	2	No.	
5KG CO2 PORTABLE FIRE EXTINGUISHER	2	No.	
MULTI INPUT OUTPUT MODULE - FIRE PUMP ROOM	1	No.	
RED SHEATH 1.5MM TWIN CABLE	155 m	m	
2HR FIRE RATED, 2 CORE 1.5MM CABLE	155 m	m	
DRY FIRE CONDUIT (IN GROUND)	180 m	m	

Appendix D Consultation

David Walker

From: Bradley Cook <Bradley.Cook@acle.com.au>
Sent: Friday, 23 October 2026 9:55 AM
To: David Walker
Subject: FW: [EXT] FW: Yanco BESS SSD-67478479- Waste Management Plan
Attachments: P005161 WMP01 Rev D.pdf; YAB-CF-EN-0-PLN-006.pdf; YAB-CF-EN-0-PLN-006.docx

Hi David

Please find attached the council consultation for the Waste Management Plan.

Kind Regards

Brad Cook | Project Coordinator

ACLE Services Pty Ltd
M: +61 4 3487 3766
E: Bradley.Cook@acle.com.au
W: www.acle.com.au

From: Stephanie Puntoriero <stephaniep@leeton.nsw.gov.au>
Date: Thursday, 22 October 2026 at 2:42 pm
To: Bradley Cook <Bradley.Cook@acle.com.au>
Cc: Guy Retallick <guyr@leeton.nsw.gov.au>; Francois Van Der Berg <francoisv@leeton.nsw.gov.au>
Subject: RE: [EXT] FW: Yanco BESS SSD-67478479- Waste Management Plan

Hi Brad,

Council has reviewed the updated Waste Management Policy for the Yanco Battery Energy Storage System.

We would like to reiterate that Council will not accept material from this project that can be recycled at other facilities, including soft plastics, polystyrene, cardboard and pallets.

There are several material recycling facilities (MRFs) in the area that are able to accept these materials. For your information Cleanaway own and operate a recycling facility in Albury.

Council will monitor waste received from the project to ensure the requirements outlined in the Waste Management Policy are being adhered to and Council may reject waste from this project if it exceeds the quantities outlined in the Waste Management Policy.

Council would like to know the commencement date of works and truck registration prior to entering the landfill for the project.

Regards

Stephanie Puntoriero | Waste and Recycling Coordinator | **Leeton Shire Council**
P: +61 269 530 948 | **E**: stephaniep@leeton.nsw.gov.au | www.leeton.nsw.gov.au
23-25 Chelmsford Place, Leeton NSW 2705

Contactable Tues,Wed,Thurs 8.45am-3.45pm



Leeton Shire Council acknowledges the Traditional Custodians of Wiradjuri Country and recognises their continuing connection to land, waters, and community

Consider the environment. Please don't print this e-mail unless really necessary.

From: Bradley Cook <Bradley.Cook@acle.com.au>
Sent: Thursday, 22 October 2026 10:12 AM
To: Stephanie Puntoriero <stephaniep@leeton.nsw.gov.au>
Cc: Guy Retallick <guyr@leeton.nsw.gov.au>; Francois Van Der Berg <francoisv@leeton.nsw.gov.au>
Subject: Re: [EXT] FW: Yanco BESS SSD-67478479- Waste Management Plan

Good morning, Stephanie,

These have been addressed. Please find attached the version with tracked changes and a PDF copy. As there is some dificulty opening the word docuemnt with tracked changes, I have saved the tracked changes version as a PDF also.

Kind Regards

Brad Cook | Project Coordinator

ACLE Services Pty Ltd
M: +61 4 3487 3766
E: Bradley.Cook@acle.com.au
W: www.acle.com.au

From: Stephanie Puntoriero <stephaniep@leeton.nsw.gov.au>
Date: Wednesday, 14 October 2026 at 3:07 pm
To: Bradley Cook <Bradley.Cook@acle.com.au>
Cc: Guy Retallick <guyr@leeton.nsw.gov.au>; Francois Van Der Berg <francoisv@leeton.nsw.gov.au>
Subject: RE: [EXT] FW: Yanco BESS SSD-67478479- Waste Management Plan
Hi Bradley,
We have had a review of the Waste Management plan and have noted the following if you could please clarify.

- The packaging for the panels and batteries, including old pallets, Styrofoam plastic wrapping and cardboard where will this be taken as it is not outlined in table 6.8.2 but is mentioned in 6.2 as being recycled. Do you have a nominated material recycling facility (MRF).
- The construction waste of roadworks, bricks concrete and asphalt is that pre existing or generated as part of the general construction ?
- Council is not set up to accept commercial loads of recyclable materials as mentioned in point 6.7. This will need to be sourced externally (MRF Wagga). Eg: Other recyclable and non-recyclable wastes will be transported to the Leeton Landfill and Recycling Centre page 19.
- In 6.7 it also mentioned sewer generated from the project will be transported to Leeton Sewage Treatment Plant. Currently the plant is not set up to accept liquid waste so another alternative will need to be sought.

Further investigation into local resource recovery facilities, such as the Materials Recovery Facility (MRF) in Wagga Wagga, is encouraged to identify opportunities to maximise waste recycling and resource recovery.

Regards

LEETON SHIRE COUNCIL

Stephanie Puntoriero | Waste and Recycling Coordinator | **Leeton Shire Council**
P: +61 269 530 948 | **E**: stephaniep@leeton.nsw.gov.au | www.leeton.nsw.gov.au
23-25 Chelmsford Place, Leeton NSW 2705

Contactable Tues,Wed,Thurs 8.45am-3.45pm



Leeton Shire Council acknowledges the Traditional Custodians of Wiradjuri Country and recognises their continuing connection to land, waters, and community

Consider the environment. Please don't print this e-mail unless really necessary.

From: Bradley Cook <Bradley.Cook@acle.com.au>
Sent: Wednesday, 14 October 2026 12:54 PM
To: Stephanie Puntoriero <stephaniep@leeton.nsw.gov.au>
Cc: Guy Retallick <guyr@leeton.nsw.gov.au>; Francois Van Der Berg <francoisv@leeton.nsw.gov.au>
Subject: Re: [EXT] FW: Yanco BESS SSD-67478479- Waste Management Plan

Hi Stephanie,

Please find attached the amended WMP for your review.

We would appreciate it if you could provide an estimated timeframe for completing the review, as we're hoping to implement the plan on site as soon as possible.

Thank you for your help.

Kind Regards

Brad Cook | Project Coordinator



ACLE Services Pty Ltd
M: +61 4 3487 3766
E: Bradley.Cook@acle.com.au
W: www.acle.com.au

From: Bradley Cook <Bradley.Cook@acle.com.au>
Date: Wednesday, 7 October 2026 at 1:12 pm
To: Stephanie Puntoriero <stephaniep@leeton.nsw.gov.au>
Cc: Guy Retallick <guyr@leeton.nsw.gov.au>; Francois Van Der Berg <francoisv@leeton.nsw.gov.au>
Subject: Re: [EXT] FW: Yanco BESS SSD-67478479- Waste Management Plan

Hi Stephanie,

Thanks for your response. Amey is working through this now, and I'll get back to you shortly.

Kind Regards

Brad Cook | Project Coordinator

ACLE Services Pty Ltd
M: +61 4 3487 3766
E: Bradley.Cook@acle.com.au
W: www.acle.com.au

From: Stephanie Puntoriero <stephaniep@leeton.nsw.gov.au>
Date: Friday, 2 October 2026 at 2:25 pm
To: Bradley Cook <Bradley.Cook@acle.com.au>
Cc: Guy Retallick <guyr@leeton.nsw.gov.au>; Francois Van Der Berg <francoisv@leeton.nsw.gov.au>
Subject: [EXT] FW: Yanco BESS SSD-67478479- Waste Management Plan

> You don't often get email from stephaniep@leeton.nsw.gov.au. Learn why this is important

Hi Brad,

Following discussion with my manager, Council will need to consider the anticipated quantity of waste (tonnage) associated with the project, along with a breakdown of the types of materials expected to be generated.

I have attached a relevant page from the EPA Waste Levy Guidelines outlining how the waste is required to be categorised and reported.

As a condition of Council's EPA licence for the Leeton Landfill, there are limits on the amount of waste that can be received at the facility during each financial year. Depending on the

anticipated quantity and composition of the waste generated by this project, Council may not have the capacity to accept the waste at the Leeton Landfill due to these EPA licensing conditions.

Once Council has received the anticipated tonnage and a breakdown of the waste streams, we will be able to assess the information and provide a response regarding the proposed Management Plan.

Council would also encourage the recovery and recycling of suitable materials wherever possible. There is a resource recovery facility within the region that would be willing to accept recyclable materials, which may provide an alternative to disposal of these materials to landfill.

Please provide the requested information so Council can assess the proposal further.

Kind regards,

Stephanie Puntoriero | Waste and Recycling Coordinator | **Leeton Shire Council**
P: +61 269 530 948 | **E**: stephaniep@leeton.nsw.gov.au | www.leeton.nsw.gov.au
23-25 Chelmsford Place, Leeton NSW 2705

Contactable Tues,Wed,Thurs 8.45am-3.45pm



Leeton Shire Council acknowledges the Traditional Custodians of Wiradjuri Country and recognises their continuing connection to land, waters, and community

Consider the environment. Please don't print this e-mail unless really necessary.

From: Bradley Cook <Bradley.Cook@acle.com.au>
Sent: Thursday, 24 September 2026 11:12 AM
To: Chris Lashbrook <chrisl@leeton.nsw.gov.au>
Cc: david.walker <david.walker@premise.com.au>
Subject: Yanco BESS SSD-67478479- Waste Management Plan

Hi Chris,

Condition B33 of the Development Consent for the Yanco BESS SSD-67478479 requires us to prepare and implement a Waste Management Plan before construction starts, with the plan prepared in consultation with Council.

I've attached the plan for Council's review and confirmation. Can you please advise whether you're able to confirm Council's acceptance? If not, could you please point me to the right contact?

Kind Regards

Brad Cook | Project Coordinator



ACLE Services Pty Ltd

M: +61 4 3487 3766
E: Bradley.Cook@acle.com.au
W: www.acle.com.au

David Walker

From: Stephanie Puntoriero <stephaniep@leeton.nsw.gov.au>
Sent: Wednesday, 14 October 2026 3:07 PM
To: Bradley Cook
Cc: Guy Retallick; Francois Van Der Berg
Subject: RE: [EXT] FW: Yanco BESS SSD-67478479- Waste Management Plan

Hi Bradley,
We have had a review of the Waste Management plan and have noted the following if you could please clarify.

- The packaging for the panels and batteries, including old pallets, Styrofoam plastic wrapping and cardboard where will this be taken as it is not outlined in table 6.8.2 but is mentioned in 6.2 as being recycled. Do you have a nominated material recycling facility (MRF).
- The construction waste of roadworks, bricks concrete and asphalt is that pre existing or generated as part of the general construction ?
- Council is not set up to accept commercial loads of recyclable materials as mentioned in point 6.7. This will need to be sourced externally (MRF Wagga). Eg: Other recyclable and non-recyclable wastes will be transported to the Leeton Landfill and Recycling Centre page 19.
- In 6.7 it also mentioned sewer generated from the project will be transported to Leeton Sewage Treatment Plant. Currently the plant is not set up to accept liquid waste so another alternative will need to be sought.

Further investigation into local resource recovery facilities, such as the Materials Recovery Facility (MRF) in Wagga Wagga, is encouraged to identify opportunities to maximise waste recycling and resource recovery.

Regards

LEETON SHIRE COUNCIL

Stephanie Puntoriero | Waste and Recycling Coordinator | **Leeton Shire Council**
P: +61 269 530 948 | **E**: stephaniep@leeton.nsw.gov.au | www.leeton.nsw.gov.au

23-25 Chelmsford Place, Leeton NSW 2705

Contactable Tues,Wed,Thurs 8.45am-3.45pm



Leeton Shire Council acknowledges the Traditional Custodians of Wiradjuri Country and recognises their continuing connection to land, waters, and community

Consider the environment. Please don't print this e-mail unless really necessary.

From: Bradley Cook <Bradley.Cook@acle.com.au>
Sent: Wednesday, 14 October 2026 12:54 PM
To: Stephanie Puntoriero <stephaniep@leeton.nsw.gov.au>
Cc: Guy Retallick <guyr@leeton.nsw.gov.au>; Francois Van Der Berg <francoisv@leeton.nsw.gov.au>
Subject: Re: [EXT] FW: Yanco BESS SSD-67478479- Waste Management Plan

Hi Stephanie,

Please find attached the amended WMP for your review.

We would appreciate it if you could provide an estimated timeframe for completing the review, as we're hoping to implement the plan on site as soon as possible.

Thank you for your help.

Kind Regards

Brad Cook | Project Coordinator

ACLE Services Pty Ltd
M: +61 4 3487 3766
E: Bradley.Cook@acle.com.au
W: www.acle.com.au

From: Bradley Cook <Bradley.Cook@acle.com.au>
Date: Wednesday, 7 October 2026 at 1:12 pm
To: Stephanie Puntoriero <stephaniep@leeton.nsw.gov.au>
Cc: Guy Retallick <guyr@leeton.nsw.gov.au>; Francois Van Der Berg <francoisv@leeton.nsw.gov.au>
Subject: Re: [EXT] FW: Yanco BESS SSD-67478479- Waste Management Plan

Hi Stephanie,

Thanks for your response. Amey is working through this now, and I'll get back to you shortly.

Kind Regards

Brad Cook | Project Coordinator

ACLE Services Pty Ltd
M: +61 4 3487 3766
E: Bradley.Cook@acle.com.au
W: www.acle.com.au

From: Stephanie Puntoriero <stephaniep@leeton.nsw.gov.au>
Date: Friday, 2 October 2026 at 2:25 pm
To: Bradley Cook <Bradley.Cook@acle.com.au>

Cc: Guy Retallick <guyr@leeton.nsw.gov.au>; Francois Van Der Berg <francoisv@leeton.nsw.gov.au>
Subject: [EXT] FW: Yanco BESS SSD-67478479- Waste Management Plan

You don't often get email from stephaniep@leeton.nsw.gov.au. Learn why this is important

Hi Brad,

Following discussion with my manager, Council will need to consider the anticipated quantity of waste (tonnage) associated with the project, along with a breakdown of the types of materials expected to be generated.

I have attached a relevant page from the EPA Waste Levy Guidelines outlining how the waste is required to be categorised and reported.

As a condition of Council's EPA licence for the Leeton Landfill, there are limits on the amount of waste that can be received at the facility during each financial year. Depending on the anticipated quantity and composition of the waste generated by this project, Council may not have the capacity to accept the waste at the Leeton Landfill due to these EPA licensing conditions.

Once Council has received the anticipated tonnage and a breakdown of the waste streams, we will be able to assess the information and provide a response regarding the proposed Management Plan.

Council would also encourage the recovery and recycling of suitable materials wherever possible. There is a resource recovery facility within the region that would be willing to accept recyclable materials, which may provide an alternative to disposal of these materials to landfill.

Please provide the requested information so Council can assess the proposal further.

Kind regards,

LEETON SHIRE COUNCIL

Stephanie Puntoriero | Waste and Recycling Coordinator | **Leeton Shire Council**
P: +61 269 530 948 | **E**: stephaniep@leeton.nsw.gov.au | www.leeton.nsw.gov.au
23-25 Chelmsford Place, Leeton NSW 2705

Contactable Tues,Wed,Thurs 8.45am-3.45pm



Leeton Shire Council acknowledges the Traditional Custodians of Wiradjuri Country and recognises their continuing connection to land, waters, and community

Consider the environment. Please don't print this e-mail unless really necessary.

From: Bradley Cook <Bradley.Cook@acle.com.au>
Sent: Thursday, 24 September 2026 11:12 AM
To: Chris Lashbrook <chrisl@leeton.nsw.gov.au>
Cc: david.walker <david.walker@premise.com.au>
Subject: Yanco BESS SSD-67478479- Waste Management Plan

Hi Chris,

Condition B33 of the Development Consent for the Yanco BESS SSD-67478479 requires us to prepare and implement a Waste Management Plan before construction starts, with the plan prepared in consultation with Council.

I've attached the plan for Council's review and confirmation. Can you please advise whether you're able to confirm Council's acceptance? If not, could you please point me to the right contact?

Kind Regards

Brad Cook | Project Coordinator

ACLE Services Pty Ltd
M: +61 4 3487 3766
E: Bradley.Cook@acle.com.au
W: www.acle.com.au