Greater Ohio Virtual School

2023-2024 Annual Report

Mission Statement: Greater Ohio Virtual School's mission is to provide students with a highly personal and continuous connection to learning through an online-based education. The school deems that this quality instructional alternative will serve individual needs and prepare the student to transition into their next phase of life, be it entering the workforce, military, or continuing their education.

Location:

Greater Ohio Virtual School
1879 Deerfield Road
Lebanon, Ohio 45036
(513) 695-2924

2024
BUT
HERE
I AM
I
ALMOST
GAVE
UP

Teacher/Staff

Administrators: 3

Administrative Support: 20

Teachers: 30

Intervention: 20

Properly Licensed Teachers: 100%

Schoolwide Academic Goals:

1. Increased Career Technical Opportunities for students.
2. Increased Wraparound Services for students.
3. Focus on literacy intervention and support.

School Data

Mr. Shawn E. Lenney, Executive Dir.

Mr. Cary Furniss, Treasurer

Grade Levels Served: 7-12

Number of Days: 184

School Type: At Risk Conversion

School Population: General/At Risk

Enrollment: **725**

Economically Disadvantaged: **28%**

Students with Disabilities: **18.9%**

Black, Non-Hispanic: **2.7%**

White, Non-Hispanic: **86.4%**

Hispanic: **5.3%**

Multi-Racial: **5.6%**

Governing Board:

Mike Sander ~ Board President

Larry Hook ~ Board Vice President

Randy Gebhardt~ Board Member

Patrick Dubbs ~ Board Member

Tom Isaacs ~ Board Member

Educational Philosophy

Greater Ohio Virtual School's educational philosophy can be summarized with the following statements: Deliver instruction to students in a cost-effective manner and in a manner that allows them to earn high school credit at a self-determined pace. We will strive to take students at their current academic levels, build upon that foundation, and increase achievement at developmentally appropriate rates and levels. We will do this with the assistance of technology and appropriately licensed Ohio teachers. Our ultimate goal is to provide applicable skills that will allow students to be lifelong learners and intelligent decision makers. Another important factor woven into the school is the belief that effective education is a cooperative venture between the students, parents/guardians, teachers, and support staff. Furthermore, in many instances, the local public schools, organizations, and social services can provide valuable support. In short, a teaming process will be critical to the success of the program.

Curriculum

We feel we have chosen one of the finest online curriculums that exist, VLA, provided by Jefferson County ESC. VLA is a robust, online educational delivery system. It offers 100 full-year and semester courses for students in grades 7-12. Each course is fully aligned with Ohio's Academic Content Standards. The VLA program consists of four user modules: Student, Teacher, Parent, and Point of Contact (Administrative Liaison). Students may access the curriculum in three ways: a content-only screen, an assessment-only screen, and a split screen showing both content and assessment. The Teacher component is similar to the student component except for the additional features such as answer keys, gradebooks, seat times, and reports. The Parent component is read-only. The Point of Contact component (for school counselors, principals, supervisors, curriculum specialists) allows district personnel to monitor student/teacher seat time progress and receive all VLA-related correspondence. VLA also includes an internal email system, video streaming, audio features, and forum functionality.

GOVS EXCEED STANDARDS BACK TO BACK!

- Our report card is in, and the results are good! GOVS received the top "Exceeds Standards" rating for the second year in a row! Some reminders below about our report card:

1. We do not receive the same report card as traditional schools.

2. We receive a special Dropout Prevention and Recovery School report card with different components and ratings

3. The ratings for DOPR report cards are Does Not Meet Standards, Meets Standards, and Exceeds Standards

4. The Components Measured are Achievement, Progress, Gap Closing, and Graduation Rate

5. We are showing major improvement in the Progress Component!

6. Take a look at the increases over the past two years! Amazing improvement!

7. Our "Exceeds Standards" streak in the Graduation Component continues! Every year there has been a DOPR Report Card, GOVS has achieved the rating of "Exceeds Standards" in this component!

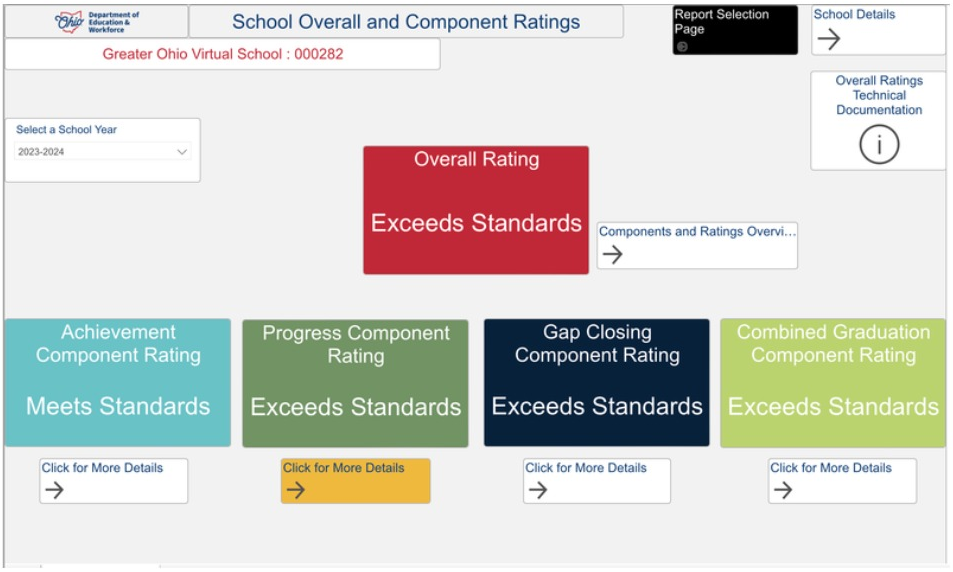

School Overall and Component Ratings

Greater Ohio Virtual School : 000282

Select a School Year
2023-2024

Overall Rating
Exceeds Standards

Achievement Component Rating
Meets Standards

Progress Component Rating
Exceeds Standards

Gap Closing Component Rating
Exceeds Standards

Combined Graduation Component Rating
Exceeds Standards

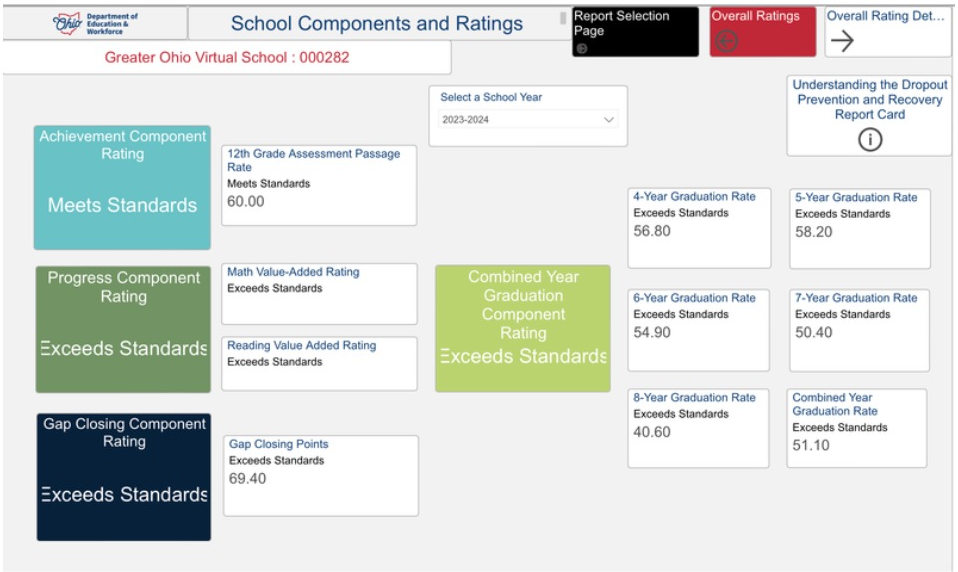
Department of Education & Workforce
Report Selection Page
Overall Ratings
Overall Rating Det…
Understanding the Dropout Prevention and Recovery Report Card

School Components and Ratings

Greater Ohio Virtual School : 000282

Select a School Year
2023-2024

Achievement Component Rating
Meets Standards

12th Grade Assessment Passage Rate
Meets Standards
60.00

Progress Component Rating
Exceeds Standards

Math Value-Added Rating
Exceeds Standards

Reading Value Added Rating
Exceeds Standards

Gap Closing Component Rating
Exceeds Standards

Gap Closing Points
Exceeds Standards
69.40

Combined Year Graduation Component Rating
Exceeds Standards

4-Year Graduation Rate
Exceeds Standards
56.80

5-Year Graduation Rate
Exceeds Standards
58.20

6-Year Graduation Rate
Exceeds Standards
54.90

7-Year Graduation Rate
Exceeds Standards
50.40

8-Year Graduation Rate
Exceeds Standards
40.60

Combined Year Graduation Rate
Exceeds Standards
51.10

GOVS Music Program

The Greater Ohio Virtual School recently started its first-ever music program for students! The GOVS Steel Band Ensemble began rehearsing in February of 2024! The Steel Band Ensemble is a versatile band that plays everything from traditional pan music (Socca, Reggae, Calypso, Latin) to funk, rock, and even classical. A steel band requires students to play music on steelpan instruments. Steel pans are acoustic-tuned percussion instruments recycled from oil drums. The music is easy to learn even if you can't read music. Additionally, all the instruments were provided, and there was no participation cost! On Thursday, May 23rd, Staff and Students from GOVS, The Learning Center, the Transition Living Classroom, and the Multiple Disabilities Classroom combined for a brief steel band performance to show what they have been learning over the past four months. It was a BLAST!



Pre-Professional Academy

The Greater Ohio Virtual School partnered with the Warren County Education Service Center and Sinclair Community College to pilot a Pre-Professional Academy during the 2023-2024 school year. The pilot extends the STEM Exploration Fair and Pre-engineering Camp pilots in which GOVS students participated in previous years. The program focused on career exploration and readiness and included industry-recognized credentials when possible/appropriate. Sinclair hosted approximately 65 students (10 GOVS students) on Fridays from 9:00 a.m. – 1:00 p.m. in six-week blocks that began on September 1, 2023, and ended on May 17, 2024. The rotations covered the four industry pillars of Warren County – Applied STEM, Healthcare, Travel and Tourism, and Information Technology. Students were able to earn industry-recognized credentials and improved teamwork and employability skills while learning about local career opportunities.

PRE-PROFESSIONAL ACADEMY
Warren County Educational Service Center
at
SINCLAIR COLLEGE

2024 Greater Ohio Virtual School Graduation

On Tuesday, June 4th, 2024, the Greater Ohio Virtual School proudly hosted its 20th graduation ceremony, a testament to our enduring commitment to education. The event, held at Lebanon High School, saw 200 students successfully complete their high school journey and earn their diplomas. This significant achievement was made possible by the dedicated GOVS staff and the additional supports introduced over the past three years, including academic coaches, mental health supports, a resource coordinator, and the GOVS student center. These initiatives have played a crucial role in the increased number of graduates. We extend our heartfelt congratulations to the Class of 2024!

St. Aloysius, as the sponsor of this school, is legally mandated to provide oversight, monitoring, and technical assistance. As part of the monitoring process, the performance of the school is assessed and evaluated on each of the required Ohio School Report Card components. Additionally, St. Aloysius has a regular presence at school *board meetings where student performance indicators such as attendance, behavior, and academic achievement are tracked and financial and organizational issues that impact student success are reviewed and discussed. Key to the oversight, monitoring, and technical assistance is St. Aloysius' review of the school's Ohio Improvement Process (OIP) plan development and implementation. As a result of our thorough oversight and monitoring, St. Aloysius has determined that this school is substantially compliant with the rules and regulations governing community schools.*

All community school sponsors are required to submit a written report of the evaluation results of the school's academic, financial, and organizational performance, as well as the school's legal compliance with Ohio Revised Code, Ohio Administrative Code, and to the terms of the Community School contract. This report must be made available to parents of students enrolled in the community school by November 30th of each year under ORC 3314.023 (C). An Annual Report regarding the performance of this school and other schools under the sponsorship of St. Aloysius will be posted on our website at www.stalschildren.org/charterschools and www.charterschoolspec.com no later than November 30, 2024. Parents are urged to review this report, in addition to other monitoring and evaluation reports available through the school or the sponsor for a full understanding of the school's performance.

Fiscal Status

Cash Balance Analysis

Monthly cash flow helps explain the timing of revenue and expenditures in the current fiscal year and over several fiscal years. This snapshot is designed to demonstrate three key cash balance indicators - 1) Days of cash on-hand at year end, 2) Cash balance as % of Revenue, 3) Monthly cash balances. The data reflected is as of September 30th for each respective year.

Calendar Days of Cash on Hand

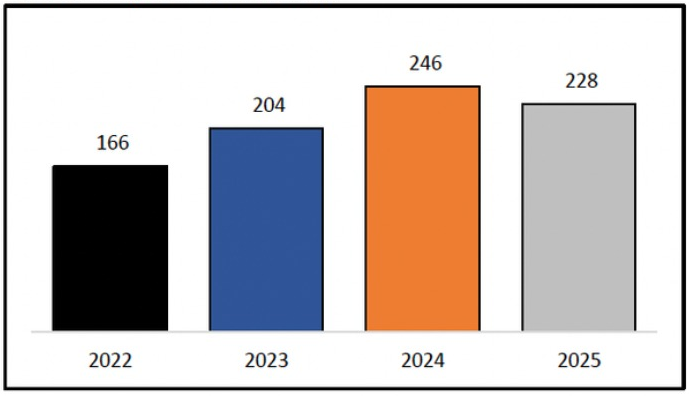

GOVS completed June 2024, with 245 days of operating cash on hand. The graph to the left reflects the cash on hand at September 30th of each year.

Ending Cash Balance at End of the Month

2022	$1,789,308
2023	$2,427,141
2024	$3,404,168
2025	$3,241,692

Cash Balance as % of Revenue

Cash balance as a % of revenue can help the organization to understand the amount of revenue change that could be buffered by one-time cash balance reserves.

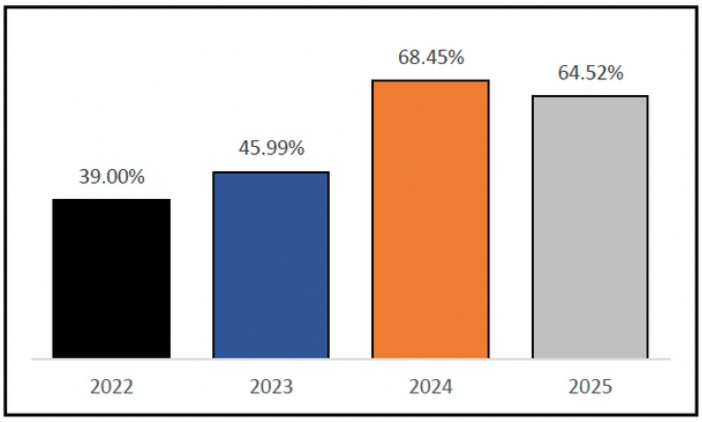

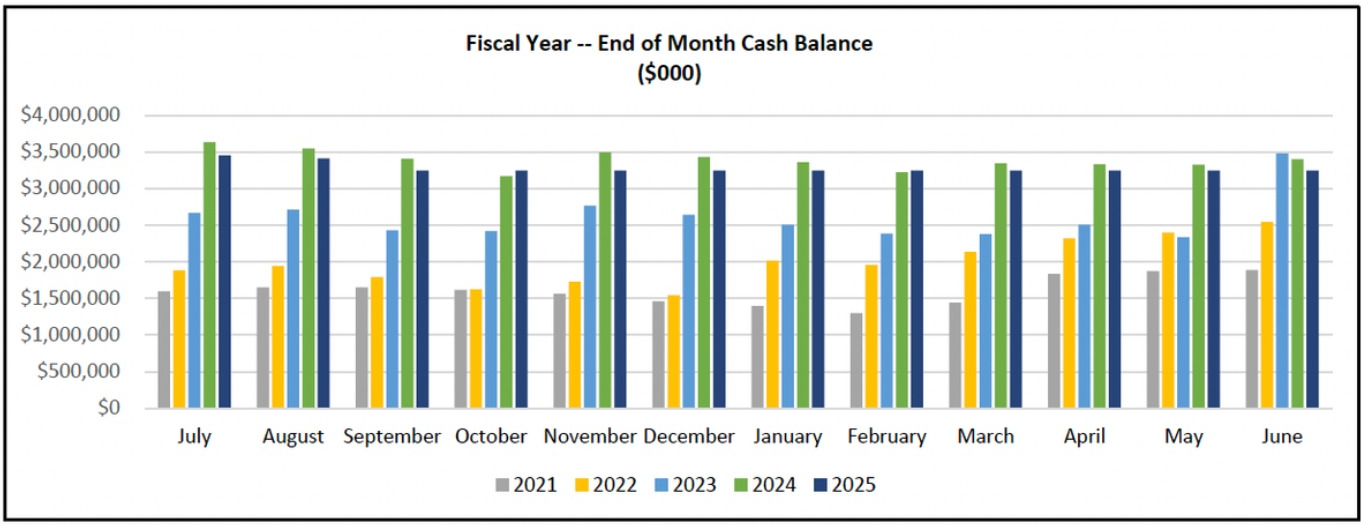

Cash balances can fluctuate significantly within a fiscal year. The **lowest cash balance of $1,296,240 occurred in February 2021**. The **highest cash balance position was $3,887,299 and that occurred at January 31, 2019.**

ACTUAL REVENUE RECEIVED THROUGH SEPTEMBER COMPARED TO THE PRIOR YEAR

	Actual Revenue Collections For July to Sept.	Prior Year Revenue For July to Sept.		Actual Compared to Last Year
Local Revenue	(11,714)	(6,753)	▼	(4,961)
Interest	44,614	46,663	▼	(2,049)
State Revenue	862,283	751,625	▲	110,658
Federal Revenue	80,284	134,373	▼	(54,088)
All Other Revenue	13,141	11,050	▲	2,091
Total Revenue	988,609	936,958	▲	51,651

Compared to the same period, total revenue are

$51,651

Higher than the previous year

Revenues after three (3) months are $51,651 higher than at the same point last fiscal year. The financials will continue to reflect the transition away from pandemic funding with reductions in Federal Revenue over the course of the fiscal year. Overall, revenue is up 5.5% Year Over Year.

ACTUAL EXPENSES THROUGH SEPTEMBER COMPARED TO THE PRIOR YEAR

	Actual Expenses For July to Sept.	Prior Year Expenditures For July to Sept.		Actual Compared to Last Year
Salaries and Benefits	628,973	497,556	▲	**131,417**
Purchased Services	313,074	284,079	▲	**28,995**
Supplies	78,459	119,940	▼	**(41,481)**
Capital	-	5,200	▼	**(5,200)**
All Other Expenses	122,223	103,562	▲	**18,662**
Total Expenditures	1,142,729	1,010,336	▲	**132,393**

Compared to the same period, total expenditures are

$132,393

Higher than the previous year

Expenditures are $132,393 higher than last year at the same point. The current fiscal year does include a one-time expenditure of severance pay for a retiring staff member that is included in the salary and benefits line item.

FISCAL YEAR 2025 FORECAST TO ACTUAL COMPARISON FOR REVENUE

	Annual Forecast Estimate	Projected Annual Cash Estimate	Actual Compared to Cash Flow
Local Revenue	57,000	34,922	▼ (22,078)
Interest	100,000	152,614	▲ 52,614
State Revenue	4,445,209	4,411,899	▼ (33,310)
Federal Revenue	350,308	341,382	▼ (8,926)
All Other Revenue	2,000	13,141	▲ 11,141
Total Revenue	4,954,517	4,953,959	▼ (558)

Compared to forecast, revenue cash flows are

$(558)

Lower than forecast

Compared to the May Forecast, revenues are ($558) lower than anticipated. Interest rates are higher than anticipated resulting in more interest revenue. The true up payment for FY 2024 for state aid will occur in November.

FISCAL YEAR 2025 FORECAST TO ACTUAL COMPARISON FOR EXPENSES

	Annual Forecast Estimate	Projected Annual Cash Estimate	Actual Compared to Cash Flow
Salaries and Benefits	2,949,767	2,998,973	▲ **49,206**
Purchased Services	1,700,000	1,688,074	▼ **(11,926)**
Supplies	237,448	213,459	▼ **(23,989)**
Capital	5,200	5,200	**-**
All Other Expenses	381,314	394,777	▲ **13,463**
Total Expenditures	5,273,729	5,300,483	▲ **26,754**

Compared to forecast, expenditure cash flows are

$26,754

Higher than forecast

Spending after three (3) months is higher than forecast by $26,754. Personnel costs are higher than expected thus far this fiscal year.

Greater Ohio Virtual School