Fire systems and devices
Product catalogue

Complete fire systems for the protection of life and property



Powering Business Worldwide

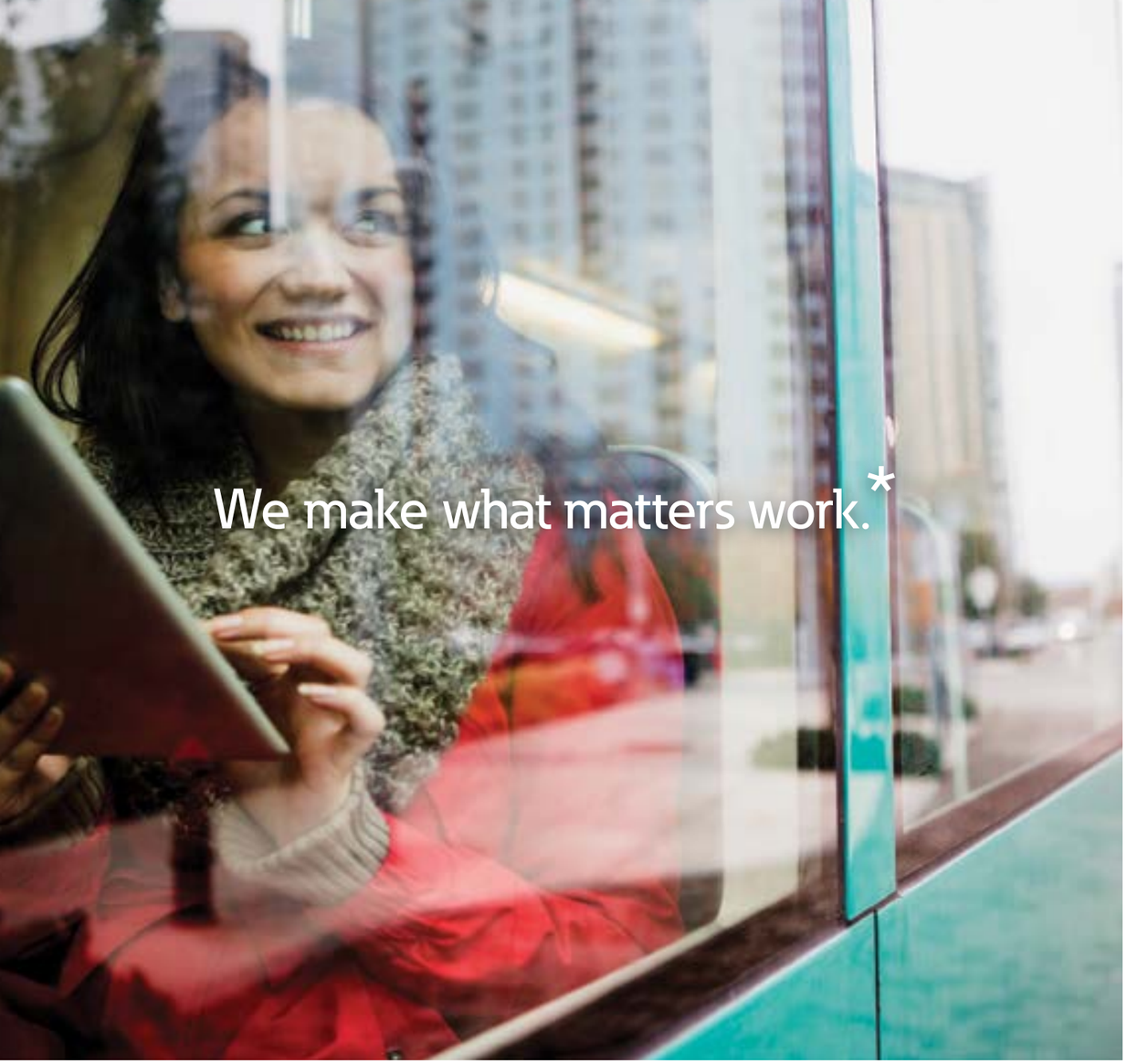



* Every day, people depend on things like technology, transportation, energy and infrastructure to keep their daily lives on track. But without power, none of it would be possible. That's why companies around the world turn to Eaton. We're dedicated to improving people's lives and the environment with innovative technologies that help manage power more safely, reliably and sustainably. To meet today's challenges, and tomorrow's. Because this is what really matters. And we're here to make sure it works.

To learn more go to: Eaton.com/whatmatters

Powering Business Worldwide

We make what matters work.

Excellence and innovation in fire safety solutions.

When it comes to protecting life and property there's no room to compromise. You need a partner that can support you with tried and tested products, global capabilities and local delivery.

Eaton is a leading manufacturer and global supplier of high quality fire systems. With our ability to provide complete systems, not just components, you can be confident in the knowledge that all of our products have been specifically designed and tested to ensure that they are all fully compatible to form a reliable and compliant fire detection and alarm system.

Our large multi-disciplined research and development team is responsible for the integration of the latest technology into the full range of fire products, ensuring that our products are designed to the latest fire industry standards and manufactured to the highest levels of quality. The many innovative, new and improved products featured in this catalogue demonstrate our commitment to staying at the leading edge of technological development for fire detection and alarm equipment.

Our core values and aims are:

- Investment in people
- To partner with our customers to develop open, long term relationships
- To have an unpretentious, straightforward and honest approach to business
- The continued investment in research and development
- Investment in manufacturing facilities to ensure they remain world class
- To produce products that are in full compliance with standards
- To operate in an environmentally friendly way - in the products we design and the facilities in which we make them
- To have high ethical standards

Our solutions and services are recognised by a wide range of accreditation bodies, so you can count on products that comply with national and industry standards, while receiving full support, from initial system design to monitoring and service.

Introduction
Distinctive capabilities



Ankara Esenboğa International Airport
Ankara, Turkey



St Pancras Station
London, UK



Doncaster Cultural and Civic Quarter
Doncaster, UK

Manufacturing fire solutions is just one small element of what we do.

Services

We believe that ownership of fire detection systems extends beyond the initial purchase of the products themselves. We therefore offer customers a wide range of services to ensure that their installations not only meet basic operational and safety requirements on day one, but will continue to do so throughout their lifetime.

From training and support on how to select products for a specific application through to the provision of technical support. You can be sure that Eaton is ready to support you, whatever your needs.

Major projects

Design and installation of a fire detection system can often be a complex process, with each project often bringing its own challenges in making sure the system is compliant, reliable and easy to operate. Our team will to work with you to meet the specific requirements of your project.

Eaton has a great deal of experience handling major projects across the globe. We can help not just with the product and technical support but also by providing guidance and advice to specifiers and project management teams on topics such as standards and regulations.

We are BAFE SP203 certified for design of fire detection systems, giving our Partners the peace of mind they need that our systems conform with all necessary safety requirements.

Technical support

Our dedicated technical support team are able to offer customers around the world advice and guidance on a wide variety of technical matters via telephone or email. In the vast majority of cases, a process of systematic questioning enables the team to diagnose the challenge and advise the customer on the appropriate solution.

Sometimes more detailed troubleshooting and analysis methods may be used to determine the actual requirements and the best way of resolving it. If necessary, the technical support team will also call on the knowledge and expertise of Eaton's product management, R&D and design departments to help resolve the customer's issue.

In addition, the technical support team can provide customers with assistance on product information, installation and operating instructions, and the legislative requirements of your fire detection systems.



Mariner's Quay Apartment Complex
Newport

Contents

1. Introduction

An introduction to fire systems - 9
Conventional fire systems - 11
Addressable fire systems - 12

2. Intelligent addressable systems - 14

3. UL intelligent addressable systems - 54

4. Two-wire and conventional systems - 67

5. Appendix - 90

An introduction to fire systems

Eaton manufacture and supply a range of different types of fire systems, meaning we can provide a high quality fire solution no matter what your need is.

There are a vast array of fire detection systems and devices on the market today, ranging from the relatively simple to the most technically sophisticated. Modern automatic fire detection systems are available in two types, conventional and addressable - which, broadly speaking, tend to be used in smaller and larger installations respectively. For more detail you can read our fire systems guide over the next few pages.

The basics of fire detection

A control panel is the hub of the detection system. All the devices which are part of the fire detection system are connected to this central panel which processes the signals received from the input devices and gives out signals to the output devices. Input devices such as detectors measure signals of combustion and communicate with panels, which in turn trigger output devices such as an audible or visual alarm device. Fire alarm panels can be further sub segmented into addressable or conventional panels.

There are various types of fire detection systems each suited to different applications or building types. A fire detection system can vary significantly in complexity and price. It can range from a single panel with a detector and sounder in a small commercial property to a sophisticated, intelligent addressable system in a multi-occupancy building.

A fire detection system can comprise of detection devices, notification devices and manual callpoints. The size of the building determines the number of detectors that would be required. The system works via the control panel receiving signals from the detection devices and then sending transmitting signals to the notification devices.







Conventional systems

The philosophy of a conventional system revolves around dividing the building into a number of areas called zones. The detectors and call points within each zone are then wired on a dedicated separate circuit.

In the event of a detector or call point being triggered, the panel is able to identify which circuit contains the triggered device and thereby indicate which zone the fire alarm has come from. The indicated zone can then be manually searched to locate the triggered device.

With this type of functionality a conventional system is best used in smaller builds where it wouldn't be difficult to locate the triggered device in a given zone.

Two-wire systems

Two-wire systems are based on standard conventional system technology, but it also incorporates additional functionality to enable the callpoints, detectors and sounders for each separate zone to be wired on a single common circuit.

By combining both the detection and the alarm annunciation wiring into a single circuit, considerable savings in installation time and cabling can be achieved.

Eaton's BiWire Flexi panel combines two technologies so that it can be configured to allow either two-wire or conventional devices to work on a zone. This flexibility means it can be easily incorporated into system extensions or used as part of a new system.



Typical conventional system architecture

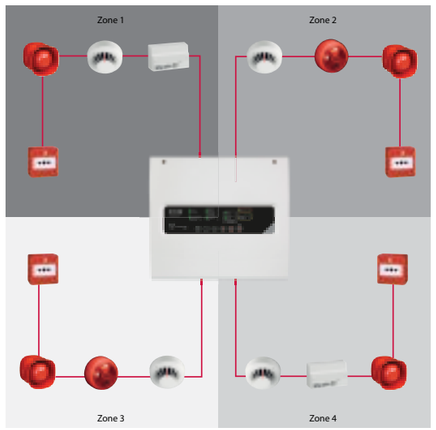

Typical two-wire system architecture

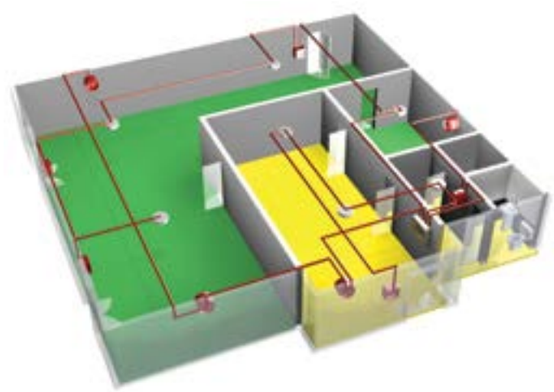

Example conventional system layout



Example two-wire system layout



Addressable systems

Intelligent addressable systems overcome the limitations of conventional systems as each fire detector or call point is electronically coded with a unique identification or 'address' which is programmed into the device during installation.

By using each devices' unique address, the control panel is able to conduct two way communication with any of the addressable devices connected to the system.

Under normal conditions the control panel continuously interrogates each device in sequence and analyses the reply to determine the status of each detector or call point. The panel checks whether each device is functioning correctly and also the amount of smoke or heat that the device is
currently sensing.

With the functionality of being able to pinpoint exactly which device is being triggered in an alarm or for a fault, addressable systems are perfect for mid to large size builds with multiple rooms and floors.

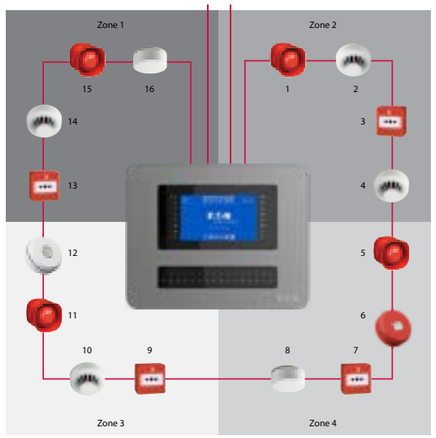

Typical addressable system architecture

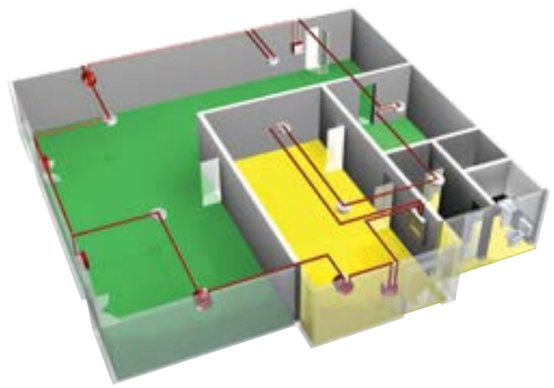

Example addressable system layout



Contents

Intelligent addressable systems

Panels

xDetect Small panel 16


xDetect Large panel 16


xDetect Mini panel 24


Devices

Detectors and indicators 27


Bases 29


Callpoints 31


Wall sounders and VADs 32


Beam detector 36


Duct probe 36


Interfaces 37


Micro interfaces 42


Network interfaces 44


Ancillaries 46


Sign boards 47


Software 49


Test equipment 52


xDetect Family

Install confidence with xDetect







Overview of the xDetect Family

- xDetect (standard)
  - Small: 1-2 loop(s)
  - Large: 2-4 loops
- xDetect Mini
  - 1-2 loop(s)
- Different door options - network panel, 32/128/256 zonal indicator (Mini/Small/Large)
- Modular system architecture - configurable backplane, optional colour-coded cards & modules
- EN54 certified, LPCB approved (excluding Mini)
- Networkable up to 250 panels
- USB connection
- Intuitive colour-coded touchscreen interface
- Batteries not included

Mini



Small



Large



Changing the face of fire panel design

Multiple sub-menus, small screens and lack of colour on fire alarm panels have historically made them awkward to navigate. xDetect features a clear, tablet-like interface that creates a feeling of easy-to-use confidence that's so critical in an emergency.

It builds on the achievements of our legacy brand Menvier, a pioneer in developing touchscreen displays for fire alarm panels. Its restrained design translates into fast, easy navigation for users which will be popular with installers, facility managers and fire fighters alike.

Eaton's guiding principle for xDetect is that every user – no matter what level of fire panel knowledge – should immediately feel familiar with it in the same way they interact with everyday digital devices.

Instantly familiar, easily learnt

Five features of xDetect's interface in focus

1 High contrast colour coding and simple text/graphics guide users quickly and effectively – blue indicating normal conditions, amber highlighting a fault or other issue, and red designating fire.



2 A consistent layout across all screens and modes ensures that common elements, such as scroll bars and buttons, are always in the same place. Anything with a box around it is interactive. And anything without one, isn't.



3 Quick access rows 'Always visible' top and bottom row buttons so you can access specific menus or areas much faster.

4 Large, clear buttons & icons make the panel ideally suited for those with poor eyesight, or when smoke reduces visbility.

5 Flex display by user: Highest level access – such as for an engineer – will show more screen options than for someone with basic access rights.

6 Language pack capabilities: Ability to load new languages easily. Currently supports English, Arabic, Italian, Brazilian, Portuguese, Greek, Vietnamese

Eaton has gone back to first principles with xDetect to optimise every stage of the user journey. By listening to installers to understand their priorities, it's created a mid-tier fire panel that's simpler to use, easier to scale and extremely dependable.

From product selection, installation and commissioning through to end use, servicing and expansion, xDetect demonstrates a **consistent design philosophy** that puts installers and users first.



Flexible

- Modular system architecture
- 600mA current per loop
- Matrix based cause & effect programming
- Superior operation through EFGVS

Safe & secure

- Cybersecure - An Eaton secure-by-design solution
- "Fault tolerant" ring design network
- Built in redundancy for when a fault does occur
- Fully integrated fan / vent control capabilities for ultimate safety

Instantly familiar

- Easy to use "tablet-like" 7" colour touchscreen
- Large, clear buttons & icons
- Adaptive, high contrast colour coding
- Improved language pack capabilities for all

Intelligent addressable systems
Panels - xDetect

Small enclosures



An Eaton secure-by-design solution

Complies with rigorous cybersecurity, process, requirements and testing standards

xDetect is a 1 to 4 loop addressable fire alarm control panel featuring an instantly familiar, tablet-like user interface. Its adaptive touchscreen automatically changes colour in line with the fire system's status.

The panel protects data and assets from hackers, ensuring secure communications, and has been designed with industry-leading levels of cybersecurity, making it future-ready for BMS and IoT connectivity.

Its end-to-end design concept minimises time on-site, simplifying selection, installation, commissioning and service thanks to features such as error-proof colour coding and modular architecture. Installation and maintenance times and costs are reduced further by xDetect's ring design. This makes the use of a redundant network unnecessary, significantly reducing cabling and associated costs. As a scalable solution, xDetect is easy to expand and adapt to meet building owners' changing needs, thanks to its modular system architecture. It can also be upgraded effortlessly to comply with evolving standards and regulations.

Key features

- Flexible modular card-based system with redundancy
- Fault tolerant ring network design with built in isolators
- Cybersecure – An Eaton secure-by-design solution
- 600mA Maximum current per loop
- Multi-language selection capability
- Powerful matrix-based cause & effect programming
- "Tablet like" 7" colour touchscreen
- Instantly familiar interface with
- high contrast colour coding that is
- simple to operate and learn
- Available in two sizes: Small (7 card frame) and large (12 card frame) enclosure options
- EN54-2, EN54-4 certified • LPCB approved

Large enclosures



A look inside...

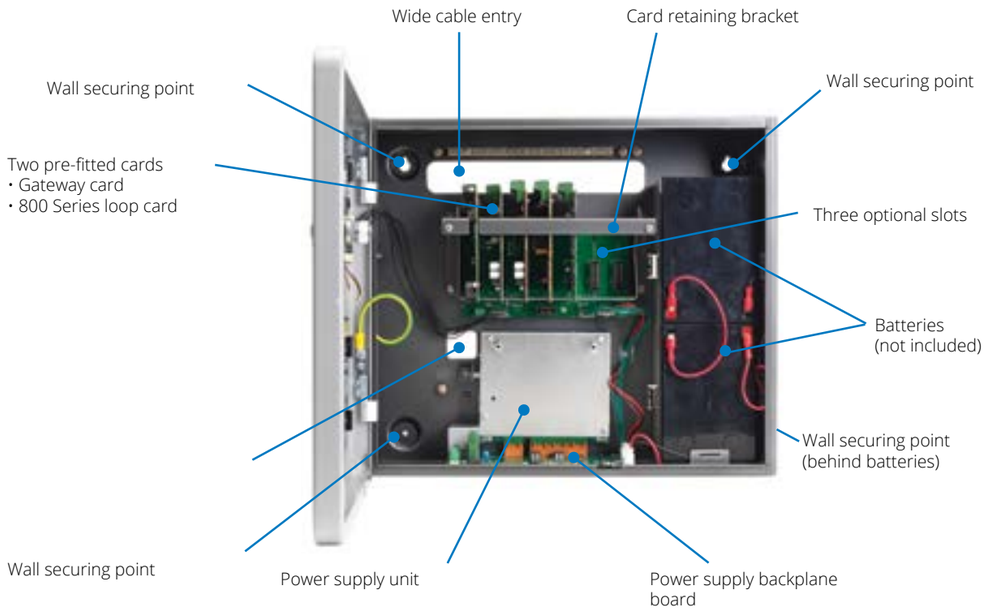

Order codes

Control panels

Enclosure	Description	Model reference	Order code
Small	xDetect Addressable CIE Panel 2 Loop Enclosure	EFXD01020	EFXD01020
Small	xDetect Addressable CIE Panel 2 Loop Enclosure + 128 Zonal Indicator	EFXD01022	EFXD01022
Large	xDetect Addressable CIE Panel 4 Loop Enclosure	EFXD01040	EFXD01040
Large	xDetect Addressable CIE Panel 4 Loop Enclosure + 128 Zonal Indicator	EFXD01042	EFXD01042

Panel door options

Description	Model reference	Order code
xDetect CIE Door Small HMI only	EFXD05091	EFXD05091
xDetect CIE Door Large HMI only	EFXD05092	EFXD05092
xDetect CIE Door Small 128 Zonal Indicator	EFXD05093	EFXD05093
xDetect CIE Door Large 128 Zonal Indicator	EFXD05094	EFXD05094
xDetect CIE Door Large 256 Zonal Indicator	EFXD05095	EFXD05095

Go modular and shape your own fire offering

Early customer research for xDetect showed that installers and specifiers wanted the independence to quote for a fire panel with customised capabilities. It means that you're better placed to manage your offer and deliver effective system designed around your customers needs.

xDetect base units comes small or large supporting either a 7- or 12-card frame. Customisation and upgrades are seamless and errorproof with five "plug in and go" colour-coded cards and a range of door options.



Cards & backplane options/spares

Description	Model reference	Order code
xDetect Loop Card 1L Protocol 800	EFXD05001	EFXD05001
xDetect Sounder Circuit Card 2 Outputs	EFXD05020	EFXD05020
xDetect Programmable I/O card	EFXD05030	EFXD05030
xDetect Network Card	EFXD05040	EFXD05040
xDetect CIE Int. Power Supply 150W	EFXD05051	EFXD05051
xDetect CIE Int. Dual PSE Backplane	EFXD05052	EFXD05052
xDetect CIE Int. Single PSE Backplane	EFXD05053	EFXD05053
xDetect Zonal Indicator Board – 128 Zonal Indicator	EFXD05060	EFXD05060
xDetect CIE Backplane Large Enclosure	EFXD05081	EFXD05081
xDetect CIE Backplane Small Enclosure	EFXD05082	EFXD05082

* Not available for the Mini






	EFXD01020	EFXD01022	EFXD01040	EFXD01042
Brand	Eaton	Eaton	Eaton	Eaton
Enclosure	Small	Small	Large	Large
HMI	7" Colour touchscreen	7" Colour touchscreen	7" Colour touch screen	7" Colour touchscreen
Zonal Indicator	None	128	None	128
Approval	EN54-2, EN54-4	EN54-2, EN54-4	EN54-2, EN54-4	EN54-2, EN54-4
Accreditation	LPCB 378q/01	LPCB 378q/03	LPCB 378q/02	LPCB 378q/04
Max. Zones (per CIE)	256	256	256	256
Number of Loops	1-2	1-2	1-4	1-4
Max. Length of Loops	2km	2km	2km	2km
Max. Load per Loop (Inputs & Outputs)	600mA	600mA	600mA	600mA
Max. No. of Addressable Points per Loop	200	200	200	200
Max. No. of Addressable Points per C.I.E	400	400	800	800
Max. No. of Alarming Devices per Loop Card (based upon beacon with 4.1mA current)	Up to 131	Up to 131	Up to 131	Up to 131
Max. No. of Alarming Devices per Sounder Card (based upon lowest operating current of RoLP)	Up to 106	Up to 106	Up to 106	Up to 106
Max. No. of Fire Alarm Devices per C.I.E	Up to 262 (requires 1 additional Loop card from standard)	Up to 262 (requires 1 additional Loop card from standard)	Up to 262 (with 1 PSU - requires 1 additional Loop card from standard) Up to 524 (with 2 PSUs - requires 1 additional PSU & 3 loop cards from standard)	Up to 262 (with 1 PSU - requires 1 additional Loop card from standard) Up to 524 (with 2 PSUs - requires 1 additional PSU & 3 loop cards from standard)
Pre-Fitted Cards	1x Gateway 1x Loop 1L Protocol 800	1x Gateway 1x Loop 1L Protocol 800	1x Gateway 1x Loop 1L Protocol 800	1x Gateway 1x Loop 1L Protocol 800
System Operating Voltage	20.4-28V (VBUS)	20.4-28V (VBUS)	20.4-28V (VBUS)	20.4-28V (VBUS)
Mains Input Supply	230Vac +10%, -15% 50/60Hz	230Vac +10%, -15% 50/60Hz	230Vac +10%, -15% 50/60Hz	230Vac +10%, -15% 50/60Hz
Standby Duration	Up to 24Hrs (Dependant on loop loading and battery configuration)	Up to 24Hrs (Dependant on loop loading and battery configuration)	Up to 24Hrs (Dependant on loop loading and battery configuration)	Up to 24Hrs (Dependant on loop loading and battery configuration)
Maximum Battery	2 x 12V dc (12Ah)	2 x 12V dc (12Ah)	4 x 12V dc (12Ah)	4 x 12V dc (12Ah)
Weight (without batteries)	8.4kg	8.3kg	11kg	10.9kg
Ingress Protection	IP30	IP30	IP30	IP30
Dimensions H x W x D - Product (mm)	374 x 426 x 148	374 x 426 x 148	527 x 433 x 148	527 x 433 x 148
Dimensions H x W x D - Packaged (mm)	630 x 500 x 310	630 x 500 x 310	630 x 500 x 310	630 x 500 x 310
Construction	1.5mm Mild Steel	1.5mm Mild Steel	1.5mm Mild Steel	1.5mm Mild Steel
Cable Entry	23x 20mm diameter at top 2x 20mm diameter on each side 2x 20mm diameter on bottom 1x Rectangular knockout at rear - W 284 X H 35 mm	23x 20mm diameter at top 2x 20mm diameter on each side 2x 20mm diameter on bottom 1x Rectangular knockout at rear - W 284 X H 35 mm	23 x 20mm diameter at top 4 x 20mm diameter on each side 2 x 20mm diameter on bottom 1x Rectangular knockout at rear - W 284 X H 35 mm	23 x 20mm diameter at top 4 x 20mm diameter on each side 2 x 20mm diameter on bottom 1x Rectangular knockout at rear - W 284 X H 35 mm
Operating Temperature	-5C to +50°C	-5C to +50°C	-5C to +50°C	-5C to +50°C
Humidity (non condensing)	95%	95%	95%	95%
Compatible with	Visit **www.Eaton.com/xDetectCompatibleDevices** to see the latest list of compatible peripherals			

Intelligent addressable systems
Panels - xDetect

Dimensions

Small panel

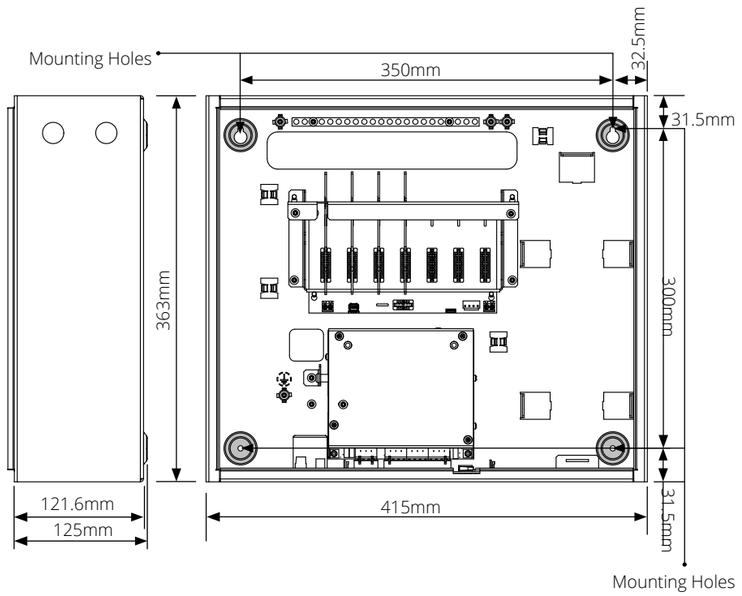

Large panel

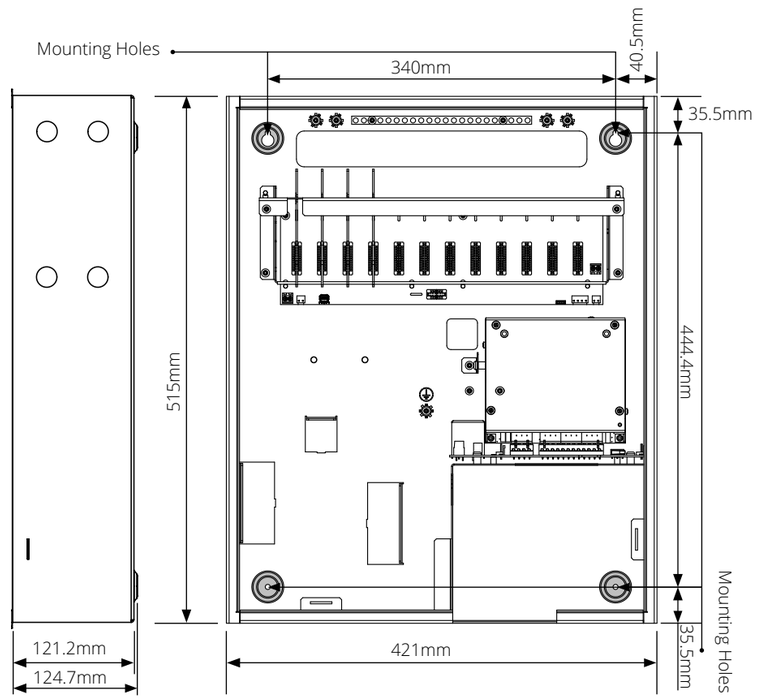

xDetect Mini



Eaton's xDetect Mini is an entry level intelligent addressable control panel which can be configured for either 1 or 2 loop operations and is certified to EN54 parts 2 & 4.

The panel features a touch-screen display, providing a simple, menu-driven interface. With xDetect Mini's ability to support Eaton's powerful matrix-based cause-and-effect programming and a range of user-controllable functions, the panel is suitable for a wide variety of projects, from small warehouses to office developments and many industrial applications. Its superior aesthetics also make xDetect Mini's ideal for high-end domestic installations.

As with all Eaton intelligent addressable panels, the xDetect Mini uses "spur tolerant" soft addressing to minimise installation time and remove the potential for errors often associated with many forms of manual addressing.

- Configurable as a 1 or 2 loop panel
- Up to 200 addresses per loop
- Soft addressing
- Menu-driven graphic screen
- Multi-language selection capability
- Integral battery and power supply
- Easy to operate end user controls
- Full system integrity with Eaton developed protocol
- Core range of compatible devices

An Eaton secure-by-design solution

Complies with rigorous cybersecurity, process, requirements and testing standards



	EFXD02002
Brand	Eaton
HMI	7" Colour touchscreen
Zonal Indicator	32 (optional add-on)
Approval	EN54-2, EN54-4
Max. Zones (per CIE)	256
Number of Loops	1-2
Max. Length of Loops	2km
Max. Load per Loop (Inputs & Outputs)	600mA
Max. No. of Addressable Points per Loop	200
Max. No. of Addressable Points per C.I.E	400
Max. No. of Alarming Devices per Loop Card (based upon beacon with 4.1mA current)	Up to 131
Max. No. of Fire Alarm Devices per C.I.E	Up to 262 (requires 1 additional Loop card from standard)
Pre-Fitted Cards	1x Gateway 1x Loop 1L Protocol 800
System Operating Voltage	20.4-28V
Mains Input Supply	230V AC +10%, -15%, 60Hz
Standby Duration	Up to 24Hrs (Dependant on loop loading and battery configuration)
Maximum Battery	2 x 12V (9Ah) (Batteries not included)
Weight (without batteries)	2600g
Ingress Protection	IP30
Dimensions H x W x D - Product (mm)	270 x 360 x 116
Dimensions H x W x D - Packaged (mm)	325 x 385 x 200
Construction	Plastic
Cable Entry	12
Operating Temperature	-5°C to +40°C
Humidity (non condensing)	20-95%
Compatible with	Visit **www.Eaton.com/xDetectCompatibleDevices** to see the latest list of compatible peripherals



EFXD02002-W



EFXD02002-W with optional EFXD02051



EFXD02002-G



EFXD02002-G with optional EFXD02051

Description	**Model reference**	**Order code**
xDetect Mini Zonal Indicator Board - 32 Zonal Indicator	EFXD02051	EFXD02051
xDetect Mini CIE Int. Backplane with Gateway card	EFXD02052	EFXD02052
xDetect Mini CIE Int. Power Supply 75W	EFXD02053	EFXD02053
xDetect Loop Card 1L Protocol 800	EFXD05001	EFXD05001
xDetect Programmable I/O card	EFXD05030	EFXD05030
xDetect Network Card	EFXD05040	EFXD05040

Complex installations made simple with xDetectWorks

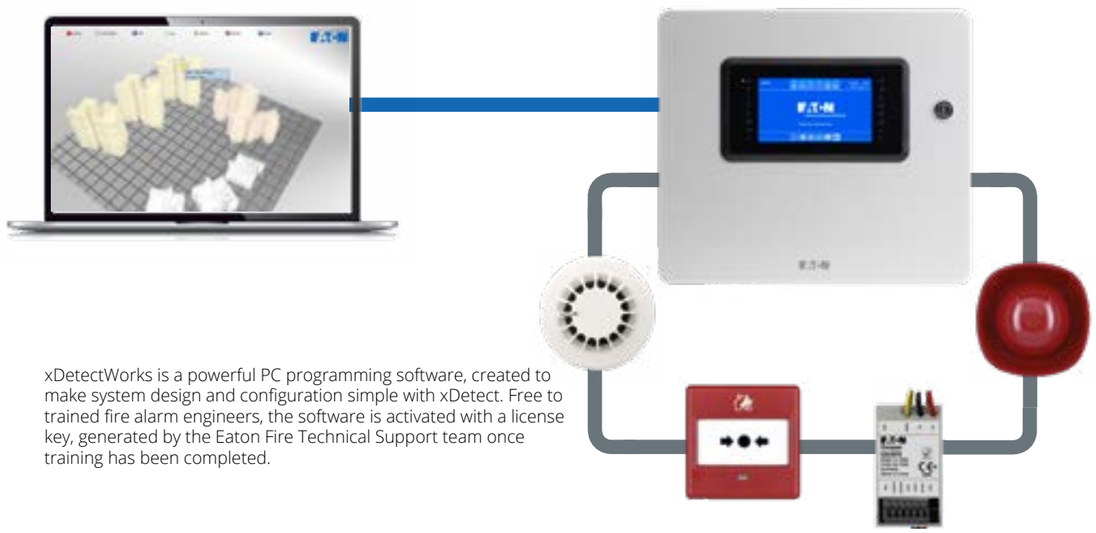

xDetectWorks is a powerful PC programming software, created to make system design and configuration simple with xDetect. Free to trained fire alarm engineers, the software is activated with a license key, generated by the Eaton Fire Technical Support team once training has been completed.

- USB connection
- Matrix-based cause & effect
- Type IDs
- Groups

Detectors

Our addressable range has multiple options for intelligent addressable detectors. All detectors are designed for optimum functionality in mid to large sized builds. They are all soft addressed and have integral short circuit isolators. We also offer a loop connected remote indicator, designed to offer discreet remote indication and an ability to monitor multiple detectors. This helps to minimise wiring requirements.

Optical smoke detector
CAP320



Typical applications:
Suitable for most applications.

Fastest response to slow burning or smouldering fires which give rise to large visible smoke particles.

Photo-thermal detector
CAPT340*



Typical applications:
Responds quickly to fast clean burning fires.

Maintains the advantage of optical detectors when detecting smouldering fires.

Heat detector
CAH330



Typical applications:
Environments where the ambient conditions might cause false alarms with smoke detectors.

Examples include areas with high levels of dust or fumes.

The CAH330 can operate in 3 modes: rate of rise, fixed heat 77°C and fixed heat 90°C.

These modes are set by the panel.

*The CAPT340 has day/night modes available, programmable from the site installer software. The day mode uses the heat aspect of the detector for areas which may have smoky environments during, for example working hours. The night mode uses a combination of A2S and smoke detection. If not programmed, the detector defaults to dual mode.

Dimensions

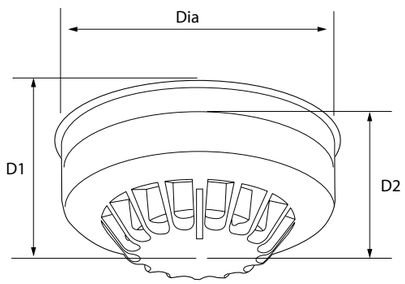

Description	Diameter (mm) (incl base)	Depth (mm) (excl base)	Depth (mm) (incl base)
Optical	104	33	45
Photo-thermal	104	43	55
Heat	104	43	55

Performance

Feature	CAP320	CAPT340	CAH330	CAH330	CAH330
Mode	Optical	Photo-thermal	Rate of rise	Fixed heat 77°C	Fixed heat 90°C
Area coverage*	100m^2	100m^2	50m^2	50m^2	50m^2
Heat class	N/A	A2S	A2R	BS	CS
Alarm temperature	N/A	60 ˚C	60 ˚C	77 ˚C	92 ˚C

*(subject to local standards)

Catalogue numbers

Description	Code
Optical smoke detector - CAP320	400002FIRE-0002X
Photo-thermal detector - CAPT340	400004FIRE-0004X
Multi-mode heat detector - CAH330	400003FIRE-0003X

Indicators

Our indicators are designed as additional indication devices when detectors have been triggered. These products are designed to be used as indicators only, not visual alarm devices.

Addressable remote indicator
MRIAD



Typical applications:
Monitoring multiple detectors within a specific area.

Must be configured through site installer. The remote indicator can be programmed as a sounder.

Addressable remote indicator (reset on reset)
MRIADRR



Typical applications:
The MRIADRR is designed to adopt a visual stop on reset behaviour, ensuring visual alerts are managed appropriately within fire evacuation strategies.

Staff warning device
CAB382



Typical applications:
As this product does not meet EN54-23 requirements as a beacon we recommend it as an internal warning device in offices, schools or manned reception areas.



Remote indicator lens detail

Dimensions

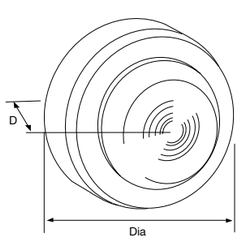

Staff warning device

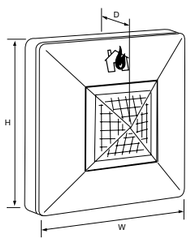

Remote indicators

Description	Diameter (mm)	Depth (mm)
Staff warning device	93	53

Description	Height (mm)	Width (mm)	Depth (mm)
Remote indicators	87	87	30

Catalogue numbers

Description	Code
Loop connected remote indicator	MRIAD
Addressable remote indicator (reset on reset)	MRIADRR
Staff warning device	CAB382

Bases

We stock a variety of bases, providing a wide functionality for different situations. The standard base (CAB300) provides a foundation for our addressable detectors. The range of bases also includes capability for additional sounder and sounder beacon operation. Both our sounder base (CAS380) and VAD sounder beacon base (CASBB394) can be used as standalone devices when fitted with our cover plate (CASC).

Standard base
CAB300



Typical applications:
General use product, recommended for use in all environments

Sounder base
CAS380



Typical applications:
Areas of limited extent, where lower output volume is required

Areas with limited cable space

Concrete ceilings, to save cabling

Sounder beacon base
CASBB394 (CASBB384)



Typical applications:
The CASBB394 is an EN 54-23 certified Visual Alarm Device (VAD) sounder beacon base.

It is compatible with the Eaton range of intelligent addressable detectors and can also be used as a dedicated discreet standalone device.

CASBB384
The CASBB384 sounder beacon base is also available for indication purposes, where EN 54-23 is not a requirement.

Sounder base with cover
CAS380 + CASC



Typical applications:
Optional cover plate can be used to enable the sounder to operate as a dedicated discreet stand alone device



VAD sounder beacon base shown with optical detector

Features

	CAB300	CAS380	CASBB384	CASBB394
First fix base	✓	✓	✓	✓
Loop integrity switch	✓	✓	✓	✓
Multiple cable entry points	✓	×	×	×
Selectable tones	×	✓	✓	✓

Performance

	CAS380	CASBB384	CASBB394
Sound output			
Low volume	84dB at < 4mA	83dB @ <6.6mA	83dB at < 8.6mA
Medium volume	92dB at < 8mA	90dB @ <8mA	90dB at < 10mA
High volume	95dB at < 12mA	93dB @ <9mA	93dB at < 11mA
Flash rate	n/a	1 Hz flash	0.5 Hz flash*

*Polar dispersion infromation available on datasheet

Dimensions

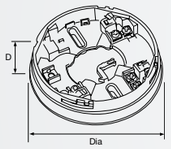

Standard base

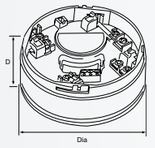

Sounder base

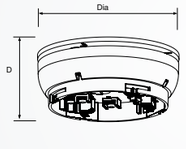

Sounder beacon base

Standard base	104	22
Sounder base	102	40
Sounder beacon base	115	44

Catalogue numbers

Description	Code
Standard base	CAB300
Sounder base	CAS380
CASBB394 VAD sounder beacon base	666129FULL-0198X
Sounder beacon base	CASBB384
Cover plate (pack of 5)	CASC
Base shroud	BAR3000-1



Callpoints

Two versions of the intelligent addressable callpoint are available, the surface/ flush mounted CBG370S or the weatherproof CBG370WP. Both have an integral short circuit isolator and are very simple to install. The callpoints are packaged with 2 frangible glass elements and test key, with a comprehensive range of further accessories available.

Surface/flush mounted callpoint
CBG370S



Typical applications:

General use product, suitable for use in most indoor applications.

Weatherproof callpoint
CBG370WP



Typical applications:

Builds requiring a callpoint in harsh conditions. For example, outside or in a wash down area.

Dimensions

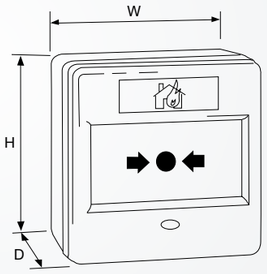

Description	H (mm)	W (mm)	D (mm)
Surface mounted	87	87	36
Flush mounted	87	87	57
Weatherproof	87	87	59

Features

	CBG370S	CBG370WP
Fast fit clip	✓	✓
High Visibility LED	✓	✓
Heavy duty terminals	✓	✓
Ingress protection	IP24	IP65

Catalogue numbers

Description	Code
Surface/flush callpoint	CBG370S
Weatherproof callpoint	CBG370WP
CXPC Protective hinged cover (pack of 10)	CXPC
MBGBEZ Recessing bezels (pack of 10)	MBGBEZ
MBGREKIT Resettable element kit (pack of 10)	MBGREKIT
MBG118 Spare break glasses (pack of 5)	MBG118
MFBGKEY3 Callpoint keys (pack of 10)	MFBGKEY3



Callpoint shown with protective hinged cover



Callpoint recessing bezel

Wall sounders and VADs

There are also two versions of our intelligent addressable wall sounders, the internal (CAS381) and the weatherproof (CAS381WP). Their highly efficient design offers excellent sound output levels, despite the low current consumption. They both contain an integral short circuit isolator and have multiple tones and volume levels which can be controlled from the panel globally, or individually via site installer.

We also offer a new open class Visual Alarm Device (CASB393), combining the high output sound of the wall sounders with a stronger LED to meet the EN54-23 VADs requirements. The open class functionality allows the VADs to be installed in open areas such as warehouses or airport terminals.

Wall sounder
CAS381/ CAS381WP



Typical applications:

Both an indoor and weatherproof variant of the wall sounder are available, allowing for consistent performance for any application where a wall sounder is required.

VAD wall sounder beacon
CASB393/ CASB393WP



Typical applications:

The CASB393 is an addressable open class VAD suitable for all markets where EN 54-23 VADs are now a requirement.
White flash only.

Wall sounder beacon
CASB383/ CASB383-WP



Typical applications:

The CASBB383 wall sounder beacon is also available for indication purposes, where EN 54-23 is not a requirement.
Red flash only.

Dimensions

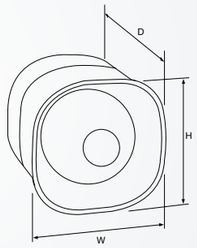

Internal wall sounder / sounder beacon

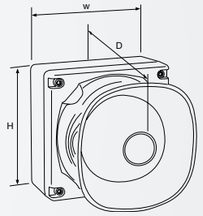

Weatherproof wall sounder/sounder beacon

Description	H (mm)	W (mm)	D (mm)
Wall sounder	105	105	95
WP wall sounder	108	108	103
VAD sounder beacon	108	108	96
WP VAD sounder beacon	110	110	105

Tones

	CAS381/ CAS381WP	CASB383/ CASB383-WP	CASB393/ CASB393WP	CAS381AU/ CAS381AU-WP	CASBB384-B
Continuous	✓	✓	✓	✓	✓
Two tone @ 1Hz cycle	✓	✓	✓	×	✓
Slow whoop 500-1200Hz in 3.5 seconds / 0.5secs gap	✓	✓	✓	×	×
Pulsed 1Hz (Virtual Tone)	✓	✓	✓	✓	✓
Pulsed sweep ISO8201 3x500ms 800-970Hz 1½ Sec Gap	×	×	×	✓	×
Bell tone	×	×	×	✓	✓

Sound output

	CAS381/ CAS381WP	CASB383/ CASB383-WP	CASB393/ CASB393WP
Low volume	87dB at < 2mA	92dB at < 6.5mA	87dB at < 8.6mA
Medium volume	93dB at < 3mA	97dB at < 7.5mA	93dB at < 10mA
High volume	100dB at < 6mA	100dB at < 8.5mA	100dB at < 11mA
Flash rate	n/a		0.5Hz Flash

Catalogue numbers

Internal wall sounder	CAS381
Weatherproof wall sounder	CAS381WP
VAD wall sounder beacon	CASB393
Weatherproof VAD wall sounder beacon	CASB393WP
Wall sounder beacon	CASB383
Wall sounder beacon weatherproof	CASB383-WP
Sounder beacon base bell tone	CASBB384-B

Wall sounder VAD
CASB493/CASB493WP
CASB483/ CASB483WP



Typical applications:

This EN 54-23 compliant sounder beacon visual alarm device (VAD) is suitable for fire notification in commercial buildings. The weatherproof variant, with an IP66 ingress protection rating, can be used in wet and outdoor environments.

Red (CASB483/WP) or white (CASB493/WP) flash options available.

Dimensions

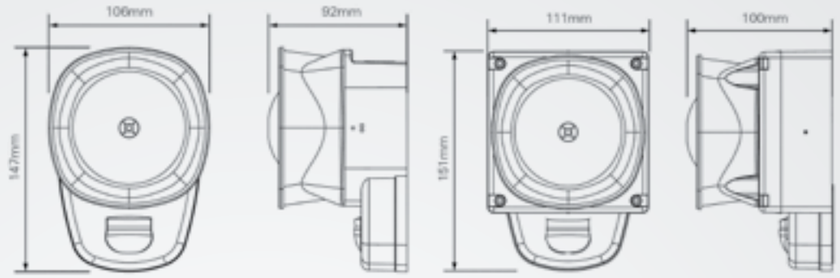

Wall sounder VAD

Wall sounder VAD (weatherproof)

Description	H (mm)	W (mm)	D (mm)
Wall sounder VAD	147	106	92

Wall VAD
CAB492W/CAB482W



A low-profile, low-current solution to the latest EN 54-23 fire standard, this fire alarm beacon VAD. It is also compatible with a range of bases making it suitable for a variety of applications.

Red (CAB482W) or white (CAB492W) flash options available.

Dimensions

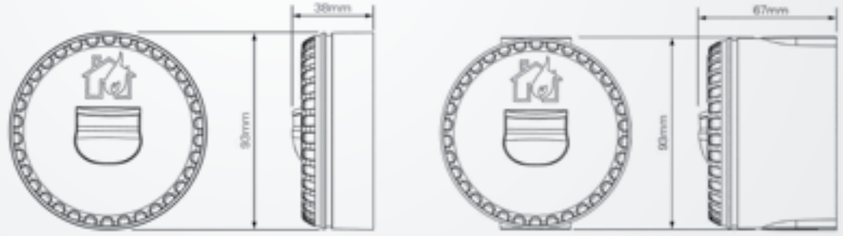

Wall VAD (shallow base)

Wall VAD (deep base)

Description	H (mm)	W (mm)	D (mm)
Wall sounder VAD (weatherproof)	151	111	100

Ceiling VAD
CAB492CS/CAB482CS



Dimensions

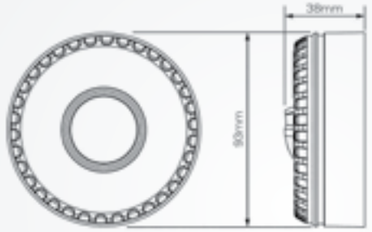

Ceiling VAD

Typical applications:

This EN 54-23 certified, low-current fire alarm beacon is suitable for ceiling mounting. It is compatible with a shallow base providing flexibility as to where the VAD can be installed.

Red (CAB492CS) or white (CAB482CS) flash options

Description	H (mm)	W (mm)	D (mm)
Wall VAD (shallow base)	93	93	38
Wall VAD (deep base)	93	93	67
Ceiling VAD	93	93	38

Tones	CASB493/CASB493WP CASB483/CASB483WP	CAB492W/CAB482W	CAB492CS/CAB482CS
Flash rate (low power consumption)	0.5Hz	0.5Hz	0.5Hz
Operating current (depending on setting and LED colour)	13.4-47.5mA	12.5-45mA	12.5-45mA
IP protection	IP21C WP variant : IP66	Shallow base: IP33C Deep base: IP65	IP21C

Catalogue numbers

Description	Code
CASB493 Wall sounder VAD, red, white flash	CASB493
CASB483 Wall sounder VAD, red, red flash	CASB483
CASB493WP Wall sounder VAD, red, white flash, weatherproof	CASB493WP
CASB483WP Wall sounder VAD, red, red flash, weatherproof	CASB483WP

Description	Code
CAB492WS Wall VAD, red, white flash, shallow base	CAB492WS
CAB492WD Wall VAD, red, white flash, deep base	CAB492WD
CAB482WS Wall VAD, red, red flash, shallow base	CAB482WS
CAB482WD Wall VAD, red, red flash, deep base	CAB482WD
CAB492CS Ceiling VAD, red, white flash, shallow base	CAB492CS
CAB482CS Ceiling VAD, red, red flash, shallow base	CAB482CS

Beam detectors, typically used in large open areas, such as airports, shopping centres and warehouses

Beam detectors

There are two available loop powered reflective beam detectors in the intelligent addressable range. The MAB50R has a range of up to 50 metres and the MAB100R has a range of up to 100 metres. Neither requires a power supply and are both equipped with a simple set up mode to enable easy and quick alignment during installation.

The beam detector is loop powered with one unique address, and has the ability to add address text at the panel. There is a maximum limit of 20 per loop (based on loop loading calculations).

Addressable reflective beam detector
MAB50R / MAB100R



Dimensions

H (mm)	W(mm)	D (mm)
210	130	120

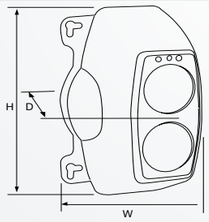

Typical applications:

Large open areas such as warehouses, manufacturing plants, shopping centres, airports etc.

Allows access to the automatic gain control data from the detector.

The beam detector will show fire, fault and pre-alarm.

Features

	MAB50R	MAB100R
Operating range	5 to 50 metres	50 to 100 metres
Tolerance to beam misalignment at 35%	Detector ± 0.8˚, Prism ± 5.0˚	Detector ± 0.8˚, Prism ± 5.0˚
Fire alarm thresholds	2.50dB (25%) 3.74dB (35%) 6.02dB (50%)	2.50dB (25%) 3.74dB (35%) 6.02dB (50%)
Optical wavelength	880nm	880nm

Beam detectors have 3 operating modes:

Prism targeting mode designed to provide simple initial alignment of beam and reflector assembly.

Alignment mode enables accurate fine tuning of beam alignment without the need for additional calibration equipment or a second operator.

Normal running mode during standard operation.

Duct probe mounting kit

The presence of smoke in a ventilation duct is detected by sampling the airflow through the duct via two sampling tubes. A detector and base are mounted within the sampling chamber, which is located on the external skin of the duct, with sample and exhaust probes passing into the duct in an area of low turbulence. The unit requires an addressable optical detector and base and is supplied with full fixing instructions.

Duct probe unit
MDP201



Typical applications:

Detecting presence of smoke in ventilation ducts.

Requires base and detector to be ordered separately.

Duct probe unit shown with optical detector fitted

Features

Duct width range	300mm to 1500mm 5 to 50 metres
Duct air speed range	1m/s to 20m/s Detector ± 0.8˚ Prism ± 5.0˚
Temperature range	-20°C or +60°C
Optical wavelength	880nm

Catalogue numbers

Description	Code
Reflective beam detector (50m range)	MAB50R
Reflective beam detector (100m range)	MAB100R
Mounting bracket	MRBFP
Duct probe unit	MDP201

Interfaces

We supply a range of interfaces to support our control panels. Interfaces allow for a wide variety of installations to be simplified without the use of specialist or customised equipment. For assistance deciding which interfaces will benefit you the most, contact our technical support team at firetechsupport@eaton.com

Zone monitor unit
CZMU352



Typical applications:

The unit connects a zone of suitable conventional detectors (20 detectors per zone) and a separate zone of conventional callpoints (if required) to an addressable panel.

It allows for easier connection to existing conventional detection zones, as long as the devices used are compatible.

Spur isolator unit
CSI350



Typical applications:

The spur isolator unit enables a spur of intelligent addressable devices to be connected to a main analogue loop. This simplifies the installation of remote parts of buildings or system extensions.

The CSI350 doesn't take an address in the number sequence.

Recommended no more than a zones worth of devices per isolator.

Dimensions

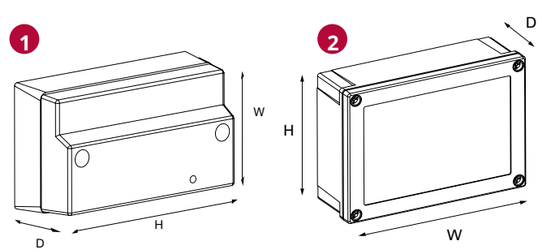

Description		H (mm)	W (mm)	D (mm)
Interface style 1	1	88	147	60
Interface style 2	2	129	180	60

Catalogue numbers

Description	Code
Zone monitor unit	CZMU352
Shop monitor unit	MSU840
Spur isolator unit	CSI350
3 channel input/output unit resets on reset (recognised as 1 address)	CIO351
3 channel input/output unit resets on reset (recognised as 3 addresses)	CIO351SST
3 channel input/output unit resets on silence alarms	CIO351S
230V ac relay unit	CMIO353

230V ac relay unit
CMIO353



Typical applications:

Enables simple interfacing between the fire system and other equipment such as nurse call systems or access control systems.

The ability of the output unit to switch 230V ac mains at 8A makes the unit ideal for plant control or mains powered door holders.

The input is monitored for open and short circuits therefore can be used for fire input applications such as monitoring sprinkler flow switches.

If you require higher current switching (10A) please see 85 for MAR724.

4 to 20mA interface
CGI420



Typical applications:

Designed to interface with gas detection modules and are compatible with Eaton intelligent addressable control panels.

The supply to the gas detector is taken directly from the interface.



Interfaces continued

Door release module
CIOP-7273



Typical applications:

The CIOP-7273 door release module allows addressable systems to comply with the demands of Class A doors and their release, in the event of the full range of scenarios as detailed in BS7273-4, the standard code of practice governing door holders and door release mechanisms in the UK.

The units are 2 way soft addressed output modules that incorporate integral short circuit isolators. They are suitable for switching low voltage (24V DC @ 2A maximum) via a set of non-latching relay contacts.

Compatible with the current range of Eaton intelligent addressable control panels, their flexibility is further enhanced by the fact that each output can be programmed for the full range of triggers required by BS7273-4, such as disablement, fault and fire with additional triggers of pre-alarm, fire routing equipment and fire protecting equipment. The trigger source can be global, by panel, by loop, by zone or by address.

Units can be programmed using Eaton Site Installer software via the RS232 port; using a USBINT2 programming lead external power is required for these modules.

Dimensions

Description	H (mm)	W (mm)	D (mm)
BS 7273-4:2-15 compatible door release module	129	180	60

Catalogue numbers

Description	Code
BS 7273-4:2-15 compatible door release module NB: External 24v EN54-4 PSU required	CIOP-7273

Mimic relay boards
CIOP4 / CIOP8



Typical applications:

These addressable mimic relay boards (CIOP4) and (CIOP8) are 4 and 8 way soft addressing output modules, incorporating integral short circuit isolators.

The units are suitable for switching low voltage (24V dc at 1A maximum), via a set of latching relay contacts.

The flexibility of these modules is further enhanced by the fact that each output can be programmed for a range of triggers such as disablement, fault, fire, test panel, test zone prealarm, fire routing equipment, fire protecting equipment and reset with up to 16 different trigger sources per output.

These units have an additional 4 inputs which can initiate a reset, silence, evacuate and test function.

Dimensions

Description	H (mm)	W (mm)	D (mm)
CIOP4/8 mimic relay board	180	244	63

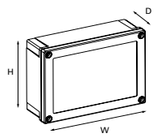

Mimic relay

Catalogue numbers

Description	Code
4 way mimic relay board, 4 inputs, 4 outputs	CIOP4
8 way mimic relay board, 8 inputs, 8 outputs	CIOP8
4 to 20mA interface	CGI420
4 to 20mA interface with relay	CIT420R

Fan Controller Unit
FC6



Typical applications:

The FC6 fan controller unit is designed to work with Eaton's addressable control panel range, providing the capability to control and display the status of AHU fans. The FC6 is connected to an Eaton intelligent addressable control panel by means of the comms loop, utilising only one address whilst providing the ability to monitor and control up to 6 AHU fans.

Each FC6 unit incorporates its own CPU specifically configured to control the relevant input and output logic, making programming quick and easy via Eatons site installer software. Using site installer software, each individual fan control channel is programmed to an output and feedback input field device to control and monitor the status of an AHU fan.

Technical Specification

Code	FC6
Description	Fan Controller Unit
Specification	
External 24V Supply	18 V dc to 24 V dc
External Current	150mA
Quiescent Current	310uA (nom)
Environmental	
Humidity (Non condensing)	0 to 95% RH
Operating temperature	-10ºC to +60ºC
Compatibility	
Suitable for use with	CF3000 Addressable Fire Systems

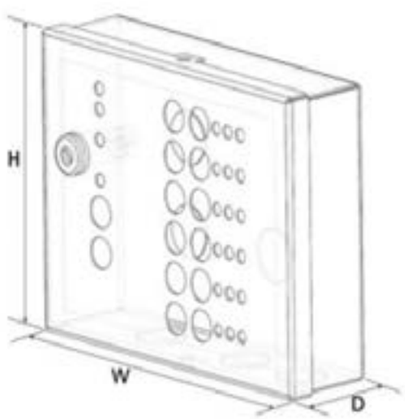

Catalogue Numbers

Fan Controller Unit (surface mount)	FC6	FC6
FC18-BEZEL	FC18-BEZEL	FC18-BEZEL
Blanking Plate for use with FC18-BEZEL	FC18-BLANK	FC18-BLANK
Assembly kit (3xFC6 + 1xFC18-BEZEL)	FC18	FC18

Dimensions

Description	H (mm)	W (mm)	D (mm)
FC6	113	146	41

Series DIN-OM
Monitored Output Module



Dimensions

Description	H (mm)	W (mm)	D (mm)
DIN01-OM/DIN02-OM	90.2	36.3	57.5

Description	Code
DIN rail monitored output module - Resets on Silence Alarm and Reset (EFAD07A-05OU00)	DIN01-OM
DIN rail monitored ouput module - Resets on Reset (EFAD07A-05OU02)	DIN02-OM

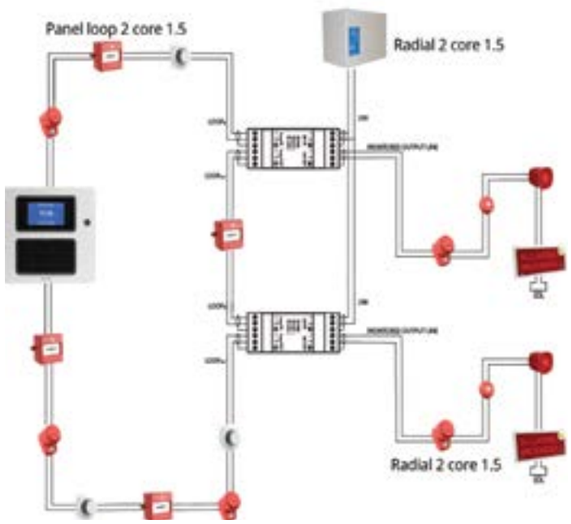

Typical applications:

The monitored output module is designed to enable sounders and beacons with conventional fire detection to be fully integrated with a main intelligent addressable fire system.

The module is designed for ease of installation with no hard addressing required, and it uses just a single address. It is certified to EN54 parts 17 & 18.

An external power supply is required to drive the output circuit. This power supply must be regulated for fire and current limited.

Technical specifications

Certification	EN54 Pt 17 & 18
Voltage	20-30Vdc
Quiescent Current	3.4mA (max)
Quiescent Load Current	2.8 mA (max)
Alarm Current	8mA (max)
Output Load	1A (max)
Sounder circuit EOL	6K8 Ohm
Operating temperature	-10ºC to +55ºC
Monitoring	Reverse Polarity
Ingress Protection	IP40
Weight	80g
Dimensions	H 90.2 x W 36.3 x D 57.5 mm

Features

- Soft addressed
- Integral short circuit isolator
- Single address
- Provides conventional sounder circuit
- DIN01-OM: Resets on Silence Alarm & Reset
- DIN02-OM: Resets on Reset

Benefits

- Quick and simple to install
- No hard addressing required (Plug and play)
- Monitored line suitable for high SPL sounders

Micro interfaces

Whereas our standard interfaces are designed to be installed in the position required on the loop, our range of micro interfaces are compact enough to sit within a panels' enclosure, or in our dedicated mini module enclosure (ULBU) which can house up to 3 mini modules.











Micro zone monitor unit
CIU872

Typical applications:

The micro zone monitor unit (CIU872) is suitable for interfacing a zone of up to 20 conventional detectors onto an intelligent addressable control panel.

It will operate with any conventional detector in configuration with a schottky diode type base (CDBB300).

Micro single channel input unit
MCIM

Typical applications:

The micro single channel input unit (MCIM) is suitable for monitoring a set of normally open, volt free contacts such as sprinkler system flow switches and auxiliary panel fire/fault signals. Other examples include non-fire input signals such as flow valve open contacts, generator start up, fire door closed etc.

Micro single channel output unit
MCOM

Typical applications:

The micro single channel output unit (MCOM) is suitable for switching low voltage (24V dc at 1A maximum), via a set of non latching relay contacts.

It is also suitable for switching HVAC control circuits, plant shutdown control circuits, fire door closure etc.

MCOM variants

The MCOM-R gives a 5 second pulse on reset, and is used for connecting/resetting beam detectors.

The MCOM-S is identified by the panel as a sounder and does not reset when put into 'silence' mode, only resets once panel has been reset.

The MCOM-FC is identified by the panel as a sounder. It will activate from its associate cause and effect programming. It will reset from a global reset not a global silence command. Suitable for use with fan controller devices for smoke management.

Installation into mini module box

1. Fit the unit in position in accordance to the mounting diagram below.
2. Connect the unit according to standard connections.
3. Up to 3 units can be fitted inside a micro module box unit

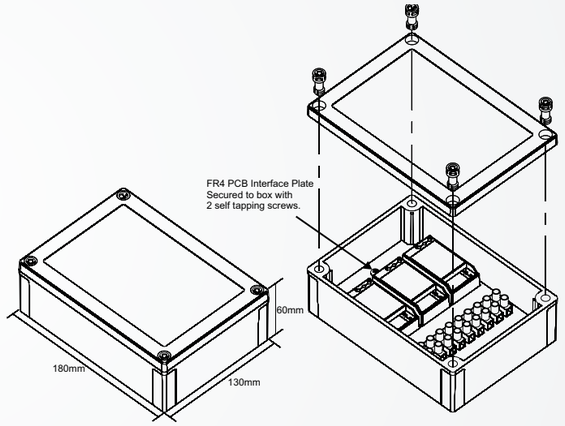

Features

	CIU872	MCOM	MCIM
Soft addressed	✓	✓	✓
Short circuit isolators	✓	✓	✓
Single address	✓	✓	✓

Catalogue numbers

Description	Code
Micro zone monitor unit	CIU872
MCOM Output Module	MCOM
MCOM-S Output Module Sounder	MCOM-S
MCOM-R Output Module Resettable	MCOM-R
MCOM-FC Output Module Fan Controller	MCOM-FC
MCIM Micro single channel input unit	MCIM
Mini module box unit (empty box)	ULBU

Intelligent addressable systems
Devices - micro interfaces

Network interfaces

Eaton offer multiple network interfaces which allow our panels and devices a wider variety of functionality. These network interfaces allow the connection of the Eaton network system to a computer network, and PC based applications such as site monitor, site graphic and web server. Please contact technical support for advice on these products.

Lon to RS232 adaptor
EC0232



Typical applications:

The EC0232 Lon to RS232 adapter allows connection of our system network (LonWorks) devices to PC based applications such as site monitor, site graphics and web server.
In addition to the standard adaptor, Eaton offer 2 variants for use with a HMX PA/VA system - the EC0232PAVA with no handshaking, and the EC0232PAVA3D with a 3 min time delay.

Lon to TCP-IP converter
EC541



Typical applications:

The EC541 is suitable for applications where Eaton's fire system data is required to be extended over TCP/IP.

Lon network booster
EC542



Typical applications:

The EC542 Lon network booster is the solution to interconnect multiple channels and provide an extension of the network.

BACnet lon interface
EC650C



Typical applications:

The EC650C BACnet gateway is customised for use with Eaton's fire system and provides a BACnet interface to 3rd party systems by mapping fire system data to standard BACnet server objects. BMS systems can subscribe and synchronise to BACnet server objects that are updated each time a status change occurs anywhere in the fire system.

Application examples

EC650C
BACnet/MSTP Interface application

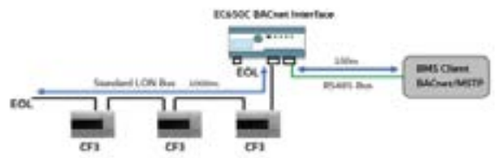

EC650C
BACnet/IP Interface application

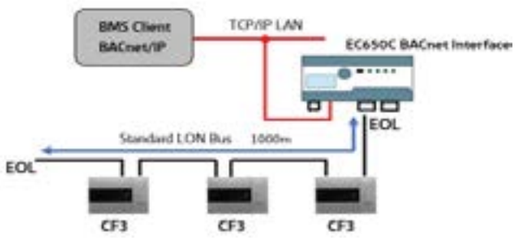

Typical system architecture

EC541
LON/TCP-IP application

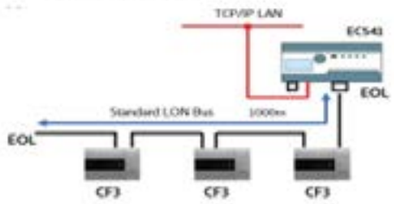

EC542
Single module application

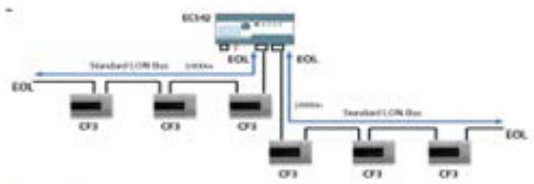

Note: Max 5 modules is permitted per LON bus network.

Information is believed to be accurate, however no representation or warranty is given and Eaton assumes no liability with respect to the accuracy of such information. The information provided in this document is subject to change without notice.

Ancillaries

A range of ancillaries are available to complement and extend the capability of our existing hardware.

Loop splitter unit
ZPCB2222



Typical applications:

Allows expansion of the CF3000 intelligent addressable panel from 4 to 16 loops.

This interface is mainly applicable in countries where the mixing of detectors, sounders, callpoints and interfaces are not permissible on the same loop or the number of devices per loop is limited to a small number.

Mimic PCB
ZPCB2252MML / ZPCB2252MSL



Typical applications:

Up to 250 outputs can be connected to the mimic PCBs (ZPCB2252MML) and (ZPCB2252MSL). This offers more capability to the extensive options already offered by the CF3000 control panel.

These boards are typical used for geographical LED mimic displays.

SPS Range -
SPS-2423
SPS-2433
SPS-2453



Typical applications:

Offers a compact, robust and versatile power solution to installers, allowing them to safely power fire detection and signaling systems in small to large installations.

Compact and discrete design allows for these SPS to be installed in a visible location such as a hotel lobby for instance.

Catalogue numbers

Description	Code
Loop splitter unit	ZPCB2222
Loop Mimic LED PCB (Master)	ZPCB2252-MML
Loop Mimic LED PCB (Slave)	ZPCB2252-MSL
Loop Mimic Relay PCB (Master)	ZPCB2252-MMR
Loop Mimic Relay PCB (Slave)	ZPCB2252-MSR
Safety power supply 24V / 1.5A (batteries not supplied)	SPS-2423
Safety power supply 24V / 2.5A (batteries not supplied)	SPS-2433
Safety power supply 24V / 4.5A (batteries not supplied)	SPS-2453

Optical/acoustic sign boards

Optical and acoustic sign boards are designed to show the state of alarm in fire detection units. Eaton's addressable fire sign boards comply with standards EN54-23 (optical part) and EN54-3 (acoustic part).

Addressable fire sign board
EFSB-3-A/EFSB-3-23-A



NEW PRODUCT



Typical applications:

The EFSB fire sign board for addressable fire systems is a durable sounder/beacon that is certified to EN 54 applicable standards.

Purposely designed for installations where aesthetics plays a key role, its durability (IP21C rated) and energy efficiency ensure reliability for its application indoors.

The device comes with a label that carry's the text "FIRE" which is LED backlit in event of an alarm. The optical warning is provided by a highly effective LED flash that can cover an area of 10.8m x 10.8m at an installation height of 3.5m. The acoustic warning is provided by a high power internal siren with a sound pressure of 90dB at 1m.

A sounder-only variant is also available.

Features

- Certified to EN54-3 & 17 (Beacon to EN54-23)
- Protection rating IP21C
- Operating temperature -10ºC to +55ºC
- Flash colour – white
- Low current consumption
- Customised sign board text is available on request
- Different language options are available



Aesthetical frame option



Recessed base for wall flush mount

Features

Sounder	✓	✓
Beacon	×	✓

Catalogue numbers

Description	Code
Fire sign board EN54 Pt3 & Pt17	EFSB-3-A
Fire sign board EN54 Pt3 & Pt17 (Beacon EN54 Pt23)	EFSB-3-23-A
Recessed base	NEXI-RB
Aesthetic frame	NEXI-FR

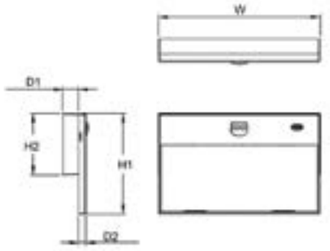

Description	H1 (mm)	H2 (mm)	W (mm)	D1 (mm)	D2 (mm)
Sign board	182	90.6	293	28.4	13
Sign board (with frame)	182	111.5	293	28.5	13

Software

Eaton offer a number of specialised programs to aid with the installation, maintenance, functionality and servicing of our addressable systems. Installed using the USB analogue systems panel interface and a PC or laptop, these software programs help to solidify our addressable systems' capabilities and make it easier for users to control and organise the system on their site.



Graphical visualisation software
EFGVS



Site monitor
EF-SITEMONITOR



Catalogue numbers

Graphical Visualisation Software license 1-2 panels including an EC0232 interface	EFGVS1-2
Graphical Visualisation Software license up to 6 panels including an EC0232 interface	EFGVS3-6
Graphical Visualisation Software license up to 10 panels including an EC0232 interface	EFGVS7-10
Graphical Visualisation Software license above 10 panels including an EC0232 interface	EFGVS11-PLUS
Graphical Visualisation Software license up to 10 panels with TCP/IP interlink	EFGVS7-10-TCPIP
Graphical Visualisation Software license above 10 panels with TCP/IP interlink	EFGVS11-PLUS-TCPIP
Graphical Visualisation Designer Software license - no panel connectivity	EFGVS-DESIGN

Typical applications:

Eaton Fire Graphic Visualisation Software (EFGVS) is a state of the art and powerful supervision management tool for Eaton Fire addressable systems.

Users can monitor, visualise (in 2D and 3D), control and interrogate their systems to ensure alarms are located quickly and dealt with efficiently.

Ergonomic and intuitive, EFGVS includes a comprehensive list of advanced features, offering the system designer and site supervisor a very efficient tool ensuring all information and controls be available at their fingertips.

Typical applications:

Site monitor / webserver software is designed to monitor Eaton fire systems and allow quick PC based administration.

Using a simple interface, authorised users can view control panel event history, event status, device properties and other information depending on access permissions defined by the system administrator.

The software also work's remotely and is accessible through the desktop client software or a web browser. Multi-user access is supported.

Description	Code
Graphical Visualisation Premium Designer Software license including an EC0232 interface	EFGVS-PREMIUMDESGN
Interface to connect panel network (LONWorks) to PC (RS232)	EC0322
Site monitor / webserver software	EF–SITEMONITOR

All software products except the server-linking option (-TCPIP) and the basic EFGVS-DESIGN versions, include EC0232 (p44) as standard

EF-SITEMONITOR- Site Monitor software and web server

Site monitor / webserver software is designed to monitor Eaton fire systems and allow quick PC based administration. Using a simple interface, authorised users can view control panel event history, event status, device properties and other information depending on access permissions defined by the system administrator.

The site monitor / webserver software continually monitors network activity and records every event in detail. This information can then be processed and generated into HTML reports or used to trigger automated email notifications.

To extend the benefits of PC based access, the site monitor / webserver software is also designed to work remotely and can be accessed through the desktop client software or a web browser. This ensures that wherever you are, you can always quickly connect and perform vital administration

Additionally, the software also supports multiple users, of which each can be assigned a particular role. This means non-technical staff can use the software to overview the system state, while technicians can log in and manage any issues

- Monitor multiple networks
- Network event log and event reports (inc. analogue value)
- View any networked panel, loop, zone or device
- Up to date device status
- Panel/device administration
- Setup automated email notifications
- Secure communications with SSL and Certificates
- Remote system interrogation
- Full remote access via client software or a web browser
- Built in password security (pin code)
- Restrict user access as required
- Improved maintenance efficiency and planning
- Supports Eaton's EFGVS graphical 3D software
- Missing panel detection



Typical system architecture

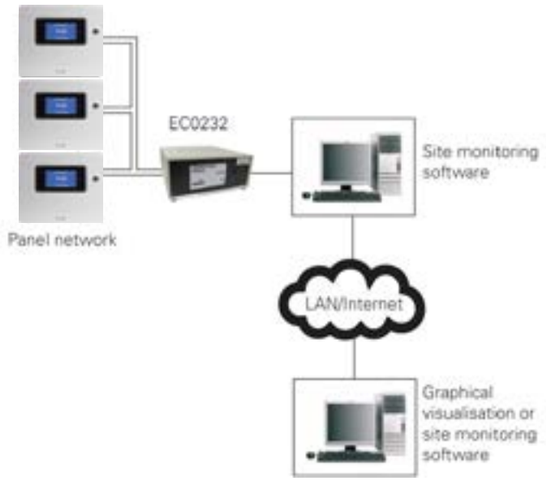

EFGVS - Eaton Fire Graphical Visualisation Software

Eaton Fire Graphic Visualisation Software (EFGVS) is a state of the art and powerful supervision management tool for Eaton Fire addressable systems.

Users can monitor, visualise in 2D and 3D, control and interrogate their systems to ensure alarms are located quickly and dealt with efficiently. Ergonomic and intuitive, EFGVS includes a comprehensive list of advanced features offering the system designer and site supervisor a very efficient tool ensuring all information and controls be available at their fingertips.

Eaton fire software enables 2D floor plan visualisation but also provides a global building 3D view. It delivers alarm information through image and sound notifications but also records all other system events and faults, allowing the generation of comprehensive reports.

System control access through EFGVS can be tailored based on local regulations and user credentials.

System requirements

Minimum Hardware Requirements	Intel i3 or equivalent, 4GB RAM, 3D graphics card with 2GB RAM, 4GB free disc space, 1 RS232 serial port or USB port with serial adapter, 100/1000 Mps LAN Port or wireless LAN card
Recommend Hardware Requirements	Intel i5 or equivalent, 16GB RAM, 3D graphics card with 8GB RAM, 4GB free disc space, 1 RS232 serial port or USB port with serial adapter, 100/1000 Mps LAN Port or wireless LAN card
Platform	Windows Vista, Windows 7, Windows 8, Windows 10
Display	High resolution 1024x768 or higher
Software Libraries	Microsoft .Net 4.6 and Microsoft SQL Server Compact 4.0

Note: if the software is used for a very large and complex site, hardware requirements my need to be higher. Consult Eaton for guidance.

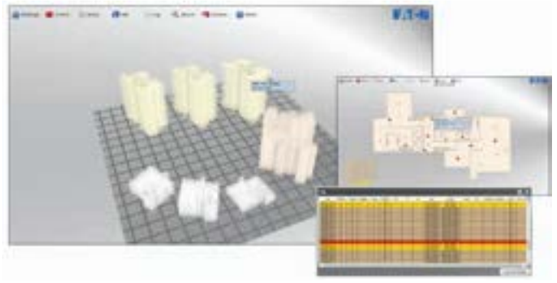

Features and benefits

- Audio and visual alerts
- Floor plan system visualisation
- 3D idle/overview mode mouse hover/click interaction
- Sweeping animations
- Programmable buttons and displays
- Quick and intuitive to set up and use
- Remote and multi-user access with defined credentials
- Password and pin code protection
- Network history view/search
- Printable reports
- Multi network supervision over TCP/IP Benefits
- Simple to use and customise
- Provides system key information including missing panel, alarm, fault anywhere on the network
- Provides a secure system
- Enables large site supervision

Typical system architecture

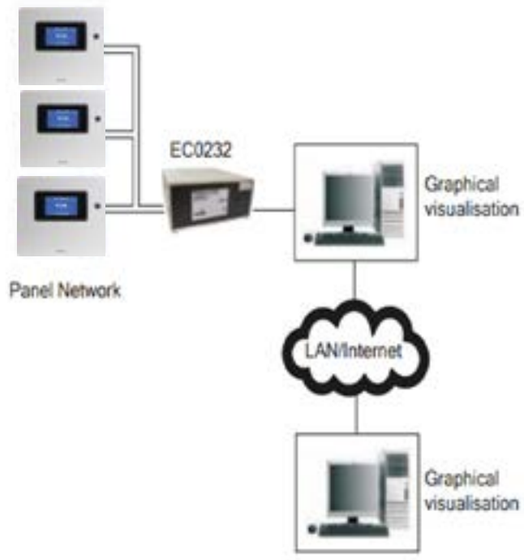

Testing equipment

As well as offering complete fire systems, Eaton can also provide testing equipment to ease the process of installation, commissioning, maintenance and fault finding.

Loop tester kit
LP800KIT



Typical applications:

The loop tester kit is a hardware/software combination that can be used to test, commission, and fault find a loop of up to 200 intelligent addressable devices (detectors, sounders, ancillary devices) without having to connect the loop to the intelligent addressable control panel.

The loop tester is connected between the loop and PC, and allows the engineer to quickly identify and locate any loop device that is operating outside its operating conditions.

USB analogue systems panel interface
USBINT2



Typical applications:

The analogue systems panel interface is a universal serial bus converter that provides conversions from RS232 to USB, TTL to USB or TTL to RS232.

These options provide the connectivity required between a PC and intelligent addressable control panels, wireless control panels, and wireless survey tools including our range of software solutions (see 49).

Addressable device programmer
CF800PROG



Typical applications:

The addressable device programmer is a versatile tool to aid the installation, commissioning, maintenance and servicing of current intelligent addressable devices and fire systems.

This unit is light, robust and easy to operate using a user friendly menu structure on 2 x 40 character LCD display. It's powered from a single PP3 size, heavy duty battery or an external supply.

CF800PROG can:

Program detector modes (see p52).

Change address details

Change heat detector settings

Read analogue levels

Catalogue numbers

Description	Code
Loop tester kit	LP800KIT
Addressable device programmer	CF800PROG
USB panel interface	USBINT2



UL Systems

Underwriters Laboratories Inc. (UL) is an independent product safety certification organisation, established in 1894, to develop standards and test procedures for products, materials, components, assemblies, tools and equipment. Chiefly dealing with product safety it also evaluates and certifies the efficiency of a company's business processes through its magnificent system registration programs.

Since the launch of our UL Listed fire product range, several prestigious projects worldwide have been supplied including Hyatt Resort and Spa, Shangri-la at the Fort and Times Square projects in South East Asia and several major projects in the Middle East. This includes a major project within the prestigious Riyadh Financial District in the Kingdom of Saudi Arabia.

The Eaton UL range is designed to provide a solution for all sizes of project, from the simple small stand alone system to the large multi panel networked system with PA/VA and BMS integration.

Contents

UL listed fire systems range

Panels

ULCF3000 series panels **55**



Devices

Addressable detectors **57**



Horns and strobes **59**



Pull stations **62**



Interfaces **64**



Micro interfaces **65**.



SIGNALING
LISTED
4AC5
FIRE ALARM
EQUIPMENT

ULCF3000 series

UL listed control panels



ULCF3000RM (wall mount red metal)

ULCF3000 (wall mount graphite)

The ULCF3000 series panels are UL listed, high specification, wall or rack mounting fire panels. Combining sophisticated functionality with simple operation and aesthetically pleasing design, the panels are available in a number of loop configurations. Each panel is networkable with up to 126 other Eaton UL fire panels.

The control panel has the ability to support complex cause and effect programming. A wide range of user controllable functions make the system ideal for a diverse range of projects, from industrial applications through to large multi-site commercial developments.

Benefits

- Soft addressing
- Large versatile touchscreen user interface
- Integral printer (optional)
- Integral battery and power supply
- 2 x 12Ah batteries included
- Flexible distributed network capability
- Full range of compatible devices
- 4 notification appliance circuits (NACs) outputs
- 2 or 4 class A style 7 SLC loops
- PAS (Positive Alarm Sequence)

SIGNALING
LISTED
4AC5
FIRE ALARM
EQUIPMENT

Dimensions

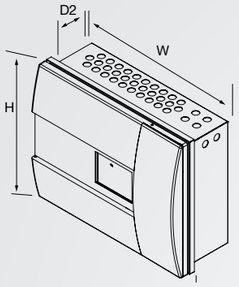

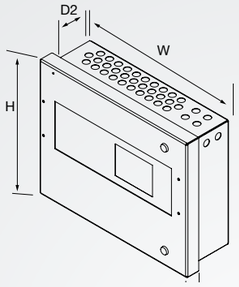

Description	H (mm)	W (mm)	D1 (mm)	D2 (mm)
ULCF3000	397	497	75	130
ULCF3000RM	398	505	48	118





Compatible repeater panels

The ULCF3000 has both a standard and a touchscreen repeater panel available. Ideal for larger sites, the repeater allows you to display the system information from multiple locations.





Features

	ULCF3000PR	ULCTPR3000
Active or passive option	×	✓
No programming required	✓*	✓
Multi language capability	×	✓
Allows networking with other Eaton fire panels	×	✓
Integral power supply	✓	✓

*Except local text information



Catalogue numbers

Description	Code
2 loop panel	ULCF30002G
4 loop panel	ULCF30004G
2 loop panel, integral printer	ULCF30002GP
4 loop panel, integral printer	ULCF30004GP
2 loop panel, network card	ULCF30002GNC
4 loop panel, network card	ULCF30004GNC
2 loop panel, integral printer, network card	ULCF30002GPNC
4 loop panel, integral printer, network card	ULCF30004GPNC
2 loop panel, red metal box	ULCF30002GRM

Description	Code
4 loop panel, red metal box	ULCF30004GRM
2 loop panel, integral printer, red metal box	ULCF30002GPRM
4 loop panel, integral printer, red metal box	ULCF30004GPRM
2 loop panel, network card, red metal box	ULCF30002GNCRM
4 loop panel, network card, red metal box	ULCF30004GNCRM
2 loop panel, integral printer, network card, red metal box	ULCF30002GPNCRM
4 loop panel, integral printer, network card, red metal box	ULCF30004GPNCRM
Rack mounted 2 loop panel	ULR3000L2
Rack mounted 4 loop panel	ULR3000L4
Rack mounted 2 loop panel c/w network card	ULR3000L2NC
Rack mounted 4 loop panel c/w network card	ULR3000L4NC
Passive repeater panel	ULCF3000PR
Touchscreen network repeater panel	ULCTPR3000

Detectors

Our UL range has multiple options for intelligent addressable detectors. All detectors are designed for optimum functionality in mid-large sized builds. They are all soft addressed and have integral short circuit isolators.

Addressable detector base
UCAB300



Typical applications:

Specifically designed for use with all of our UL addressable detectors, the UCAB base will be used in all builds.

Optical smoke detector
EF-X810



Typical applications:

Suitable for most applications.

Fastest response to slow burning or smouldering fires which give rise to large visible smoke particles.

Photo-thermal detector
EF-X830



Typical applications:

Responds quickly to fast clean burning fires.

Maintains the advantage of optical detectors when detecting smouldering fires.

Heat detector
ULCAH330



Typical applications:

Environments where the ambient conditions might cause false alarms with smoke detectors.

Examples include areas with high levels of dust or fumes.



Detector detail



Addressable base detail

SIGNALING UL LISTED

Performance

Heat Class	EF-X810	EF-X830	ULCAH330
Heat element rating	N/A	140°F	ROR + Fixed 135°F, Fixed 135°, Fixed 194°F
Heat detector spacing	N/A	50ft (heat alone operation)	50ft
Heat class	N/A	N/A	A2R

EF-X830 Dimensions

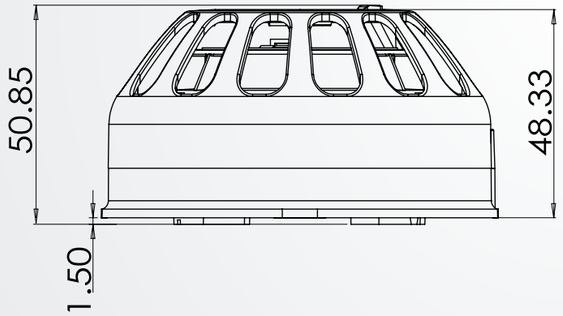

EF-X810 Dimensions

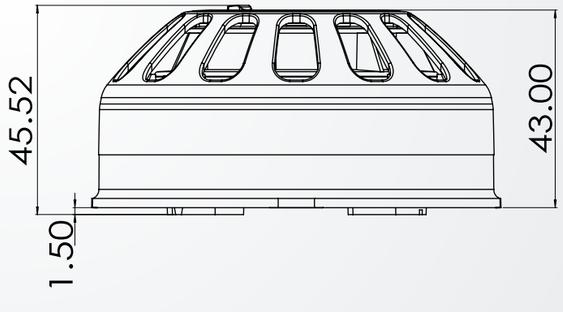

Catalogue numbers

Description	Code
EF-X810 Optical smoke detector	ULEFDO10
EF-X830 Photo-thermal detector	ULEFDOH30
ULCAH330 Heat detector	400007FIRE-0013X
Addressable detector base	UCAB300
Addressable sounder base	ULCAS380

Horns and strobes

Our UL range incorporates a variety of audio and visual notification devices. Each device has up to 48% savings in current draw compared to similar products. The whole range is easy to install and has voltage test points for quick troubleshooting and easy spot checking, saving time on both installation and maintenance.

Wall mount horn



Typical applications:

The horns are ideal for retrofit jobs, limited space environments and pre-existing wire configurations.

Ceiling mount horn



Typical applications:

The horns are ideal for retrofit jobs, limited space environments and pre-existing wire configurations.

Wall mount horn strobe/synchronised strobe



Typical applications:

With the range of settings for both audio and visual purposes, these products are effectively 9 models in 1 appliance. With this functionality, and both ceiling and wall mount options available, it will meet almost any buildings requirements.

The synchronised option enhances both the sound and light output by keeping the outputs of multiple devices in sync.

Ceiling mount horn strobe/synchronised strobe



Dimensions

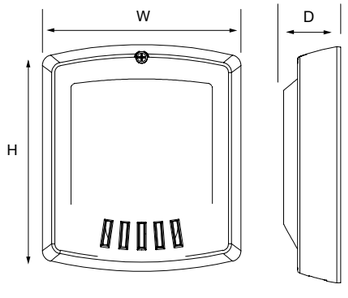

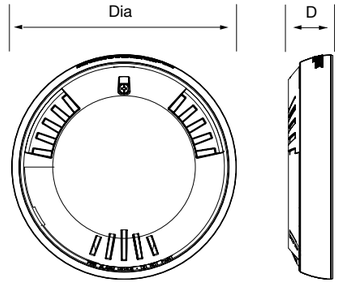

Description	H (mm)	W (mm)	D (mm)
Wall mount horn HNR	133	116	56
Wall mount horn strobe/ synchronised strobe HSR/STR	131	131	110

Description	Diameter (mm)	Depth (mm)
Ceiling mount horn HNWC	166	34
Ceiling mount horn/ synchronised strobe HSWC/STWC	166	34

SIGNALING UL LISTED

Eluxa horns, horn strobes, & strobes
We make safe & sound work



Eluxa features a complete portfolio of indoor notification appliances with a comprehensive range of low and high candela settings, six candela settings in a single device. Utilising the latest advancements in LED technology, Eluxa features the industry's lowest current draw across the full candela range, providing ultimate energy efficiency. Competitive models can draw up to 3 times the current, and an average circuit consumes 70% more current than Eluxa devices. This substantially reduces overall power consumption, allowing for a greater number of appliances and fewer power supplies, resulting in significant material and system cost savings.

Easy-to-install

- Mounting plate included with all models: Convenient capture hinge allows installers to easily hold the device while fastening the single-mount screw in place
- Pre-wire/pre-test capability to check for wiring and ground faults prior to appliance installation
- Finger slide switches--No tools needed for setting changes
- IN/OUT screw terminals using #12 to #18 AWG wires
- Mounting options include ELSBB, any single-gang backbox and to 4" square with adapter kit for wall models and LSPKBB-C back boxes and 4" square, 1 1/2" or 2 1/8"deep

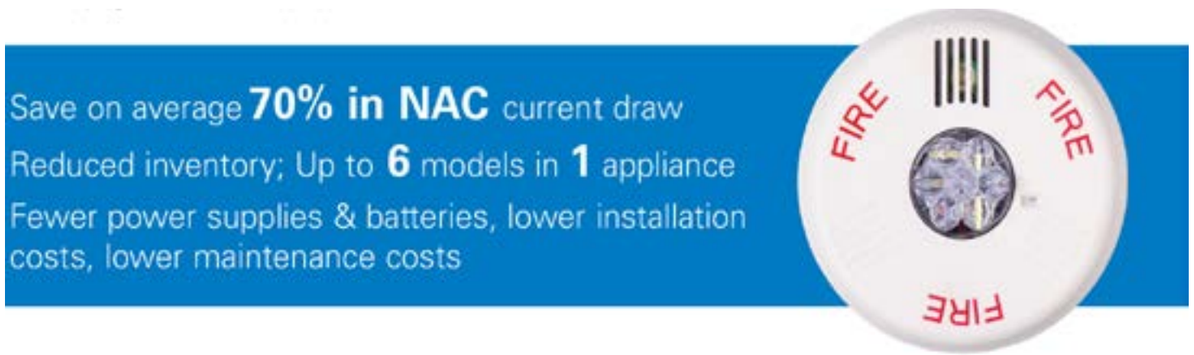

Eluxa high fidelity speakers and speaker strobes

With the industry's widest frequency response range, our speakers provide crisp, clear voice messages.



Clear, concise and intelligible voice messages that communicate how people should respond in an emergency are critical for life safety. At Eaton, we understand that you need a solution that not only meets your customer's intelligibility and reliability requirements but also provides overall system cost savings. Designed for high-fidelity sound output, Wheelock's Eluxa speaker line not only features the widest frequency response range in the industry, but also advanced power-saving LED technology with a full range of high and low candela settings for indoor wall and ceiling-mount applications.

With a response range of 300 to 8000 Hz, Eluxa's ELSPK and ELSPST models provide leading intelligibility with crisp, clear voice messages, ideal for emergency communications, mass notification, and voice evacuation. The Eluxa speaker strobes and speakers feature one of the industry's smallest footprints and a sleek, modern, low-profile design that will please building owners. It includes 5 field-selectable tap settings, 6-field selectable candela settings, and convenient wall and ceiling-mounting options for both new and retrofit construction. Amber lens speaker strobes and special lettering are available.

Catalogue numbers

Description	Code	Code
ELUXA, LED HN STR, RED, WALL, 24V, 15/30/75/110/135/185, FIRE	ELHSR	CN100956
ELUXA, LED STR, RED, WALL, 24V, 15/30/75/110/135/185, FIRE	ELSTR	CN100968
ELUXA, LED HN, RED, WALL, 12/24V	ELHNR	CN100952
ELUXA, LED HF SPKR STR, RED, WALL, 24VDC, 15/30/75/110/135/185CD, FIRE	ELSPSTR	CN100964
ELUXA, LED HF SPKR, RED, WALL, 24VDC, FIRE	ELSPKR	CN100960
ELUXA, LED HF SPKR, WHT, WALL, 24VDC, FIRE	ELSPKW	CN100962
ELUXA, LED LF HN STR, RED, WALL, 24V, 110/177CD, FIRE	ELFHSR	CN100974
ELUXA, LED LF HN STR, WHT, WALL, 24V, 110/177CD, FIRE	ELFHSW	CN100975
ELUXA, LF HN, RED, WALL, 24V, FIRE	ELFHNR	CN100972
ELUXA, LF HN, WHT, WALL, 24V, FIRE	ELFHNW	CN100973
ELUXA, LED STR, RED, CEILING, 24V, 15/30/75/110/150/177CD, FIRE	ELSTRC	CN100969
ELUXA, LED STR, WHT, CEILING, 24V, 15/30/75/110/150/177CD, FIRE	ELSTWC	CN100971
ELUXA, LED STR, WHT, CEILING, 24V, 15/30/75/110/177CD, ALERT	ELSTWC-AL	CN101034
ELUXA, LED HF SPKR, WHT, CEILING, 24VDC, FIRE	ELSPKWC	CN100963
ELUXA, LED HF SPKR, WHT, CEILING, 24VDC, NO LTR	ELSPKWC-N	CN101090

Pull stations

The addressable pull stations are constructed with high quality, die cast metal for long lasting performance. The range consists of the UL listed MPS range of pull stations and the UL listed fast response input initiating module (ULMCIM-C).

Single action addressable pull station
EFC-APS100/ EFC-APS100WP



Typical applications:

Indoor/weatherproof pull station for use with addressable systems (EFC-APS100/EFC-APS100WP).

A dual action model is also available (UMPS-200, not shown), where the push bar rotates inward allowing the pull handle to be grasped in a one handed motion.

Single action conventional pull station
SG42BK2



Typical applications:

Cost effective conventional version of the single action pull station, must be used in conjunction with ULMIU872. **Back box ordered seperately.**



Pull station detail

Dimensions

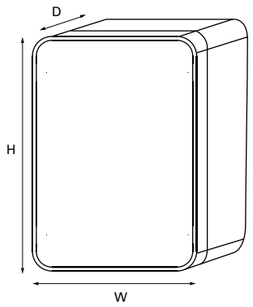

H (mm)	W (mm)	D (mm)
118	80	80

Catalogue numbers

Description	Code
Single action pull station, supplied with back box (addressable)	EFC-APS100
Weatherpoof single action pull station	EFC-APS100WP
Double action pull station	EFC-APS200
Weatherproof double action pull station	EFC-APS200WP
Micro zone monitor unit	ULMIU872
Micro single channel input unit (recognised as callpoint)	ULMCIM-C
Conventional single action pull station (back box ordered seperately)	SG42BK2
Conventional double action pull station (back box ordered seperately)	SG42BK1
Back box for conventional, surface mounting	SGB32S
Back box for conventional, weatherproof	SGB-32C

SIGNALING UL LISTED

Interfaces

230V ac relay unit
ULCMIO353



Typical applications:

Enables simple interfacing between the fire system and other equipment such as nurse call systems or access control systems.

The ability of the output unit to switch mains also makes the unit ideal for plant control or mains powered door holders.

The input is monitored for open and short circuits so can be used for fire input applications such as monitoring sprinkler flow switches.

Spur isolator unit
ULCSI350



Typical applications:

The spur isolator unit enables a spur of intelligent addressable devices to be connected to a main analogue loop. This simplifies the installation of remote parts of buildings or system extensions.

3 channel I/O unit
ULCIO351



Typical applications:

The 3 channel input/output unit enables simple interfacing between the fire system and other equipment such as nurse call systems or access control systems. The inputs are fully monitored for open and short circuits.

Dimensions

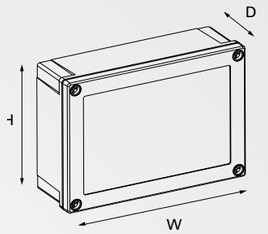

H (mm)	W (mm)	D (mm)
129	180	60
300	300	74

Micro single channel output units
ULMCOM/ULMCOM-S



Typical applications:

The Micro Single Channel Output Unit (ULMCOM) is suitable for switching low voltage (24V dc at 1A maximum), via a set of non latching relay contacts.

It is also suitable for switching HVAC control circuits, plant shutdown control circuits, fire door closure etc.

The ULMCOM-S is identified by the panel as a sounder.

Micro single channel input units
ULMCIM/ULMCIM-C



Typical applications:

The Micro Single Channel Input Unit (ULMCIM) is suitable for monitoring a set of normally open, volt free contacts such as sprinkler system flow switches and auxiliary panel fire/fault signals. Other examples include non-fire input signals such as flow valve open contacts, generator start up, fire door closed etc.

The ULMCIM-C is identified by the panel as a call point and is designed for use with pull stations.

Micro zone monitor unit
ULMIU872



Typical applications:

The Micro Zone Monitor Unit (ULMIU872) is suitable for monitoring a zone of up to 20 UL approved conventional detectors.

Dimensions

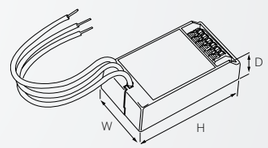

H (mm)	W (mm)	D (mm)
65	35	18.5

SIGNALING UL LISTED

Micro interfaces

We supply an extensive range of interfaces to support our UL control panels. Interfaces allow for a wide variety of installations to be simplified without the use of specialist or customised equipment. For assistance deciding which interfaces will benefit you the most, contact our technical support team; Whilst our standard UL interfaces are designed to be installed in the position required on the loop, our range of micro interfaces can sit within a panels' enclosure.



The (MCOM-R) gives a 5 second pulse on reset and is used for connecting/resetting beam detectors.

The (MCOM-S) is identified by the panel as a sounder and does not reset when put into 'silence' mode, it only resets once the panel has been reset.

The (MCOM-FC) is identified by the panel as a sounder and will activate from its associate cause and effect programming. It will reset from a global reset not a global silence command, for use with fan controller devices for smoke management.

Catalogue numbers

Description	Code
4 - Way sounder controller unit	ULCSC354
Shop monitor unit	ULCSUM355
Spur isolator unit	ULCSI350
3 Channel input/output unit resets on reset	ULCIO351
120V/230V ac relay unit	ULCMIO353
ULMIU872 Micro zone monitor unit	400025FIRE-0053X
ULMCOM Micro single channel output unit (recognised as output unit)	400015FIRE-0059X
ULMCOM-S Micro single channel output unit (recognised as sounder)	400016FIRE-0062X
ULMCIM Micro single channel input unit (recognised as input unit)	400013FIRE-0050X
ULMCIM-C Micro single channel input unit (recognised as callpoint)	400014FIRE-0056X
Mini module box unit (empty box)	ULBU

Contents

Conventional and Two-wire fire systems

Controls panels 68



BiWire devices 70



Conventional devices

Detectors and indicators 72



Bases 74



Beam detectors 74



Duct probe detector 76



Callpoints 77



Bells 78



Sounders 79



Visual alarm devices 81



Indicators 83



Sounder indicators 84



Door retainers 85



Auxiliary power supply 86



Sign boards 87



Conventional and BiWire panel

BiWire Flexi control panel



BiWire Flexi combines two technologies to provide a truly versatile fire safety solution.

The panel can be configured to allow either two-wire or conventional devices to work on a zone. Each zone is individually configurable so a mixture of types can therefore be installed on the same system. This provides the flexibility to utilise all the time-saving benefits of a two-wire system with the ability to use a wide range of conventional devices, where required.

The BiWire Flexi fire alarm system is certified to EN54 part2 and part 4 and is designed to meet the recommendations of BS5839.

Features

- Configure zone wiring to work as either a conventional or two-wire system
- Available in 2, 4 and 8 zone variants
- Allows the connection of an existing conventional system to a BiWire system
- Compatible with Eaton BiWire Flexi and conventional EN 54-23 certified visual alarm devices (VADs)

Benefits

- Reduces stock-holding and enables the fire system to adapt to the demands of the customer or application
- Can be used in a wide variety of applications and is very simple to install
- Save time, money and effort when undertaking system extensions and upgrades

Dimensions

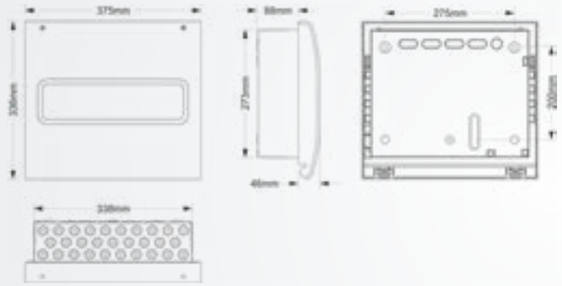

	H (mm)	W (mm)	D (mm)
Complete Panel	336	375	134
Back Box	273	338	88-

Catalogue numbers

Description	Code
2 zone BiWire Flexi panel*	EFBW2ZFLEXI
4 zone BiWire Flexi panel*	EFBW4ZFLEXI
8 zone BiWire Flexi panel*	EFBW8ZFLEXI
2 zone relays + FRE/FPE	BWOB2Z
4 zone relays + FRE/FPE	BWOB4Z
8 zone relays + FRE/FPE	BWOB8Z
BiWire repeater panel*	EFBWCV-REPEATER
BiWire End of line module	EOLM-BW-3
Conventional End of line module	EOLM-1
12V, 5Ah battery (1pc*) *2 required	MB512

* Panels are shipped without batteries inside them. Batteries should be ordered separately.



Compatible devices

Eaton's BiWire Flexi can support up to 416 devices* in total. Certified to EN54 parts 2 and 4 it is designed to meet the recommendations in BS5839.

The BiWire Flexi offers innovative devices with the latest technology, including a unique set of beacons that comply with EN54-23, the latest beacon standard.
*8 Zone panel

Wall sounder VAD
EF009SB





Weatherproof variant

Features

- Certified to EN54-3 and EN54-23
- High sound output and durable design
- Weatherproof option

Benefits

- Certified for Fire use
- Ideal for high noise environments
- Suitable for open areas, as well as outdoor use
- Easy to maintain and service

Dimensions

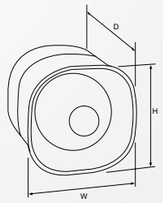

Description	H (mm)	W (mm)	D (mm)
Wall sounder VAD	110	110	100
Weatherproof	106	106	91

Base sounder and base sounder VAD
EF5021BWS / EF5021BWSB

Features

- Available in both sounder only and sounder VAD
- Certified to EN54-3 & EN54-23
- Standalone base sounder or base sounder VAD offers the flexibility of use with or without the detector
- Cover plate (optional)

Benefits

- First fix base, offers a compact design and reduces time of installation of the base with the detector
- Easy to maintain and service



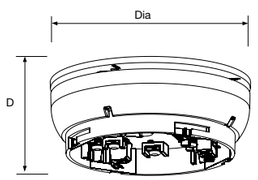

Description	Dia (mm)	D (mm)
Base sounder and base sounder VAD	115	44

5 in 1 Detector
EFBW5IN1DET



Features

- Five modes in one detector
- Offers a range of detector types
- 360° indicator LED using lightpipe technology
- Quick and simple to install
- Easy to maintain/service

Benefits

- Suitable for a broad range of applications
- Wide viewing angle for increased LED visibility
- Positive "lock" indication
- Discreet design for incorporation into any decor

Dimensions

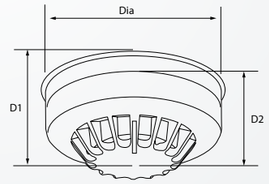

Description	Diameter (mm) (incl base)	Depth (mm) (incl base)	Depth (mm) (excl base)
5 in 1 Detector	104	55	42

Surface/flush and weatherproof callpoint
EF201BWCP / EF203BWCPWP

Features

- Fast fit clip on front cover
- Heavy duty terminals
- Two models available:
  - Internal
  - Weatherproof (IP65)
- Single tool for test and access
- Robust construction

Benefits

- Quick and simple to install
- Easy to maintain and service
- Versatile installation
- Weatherproof variant suitable for outside use



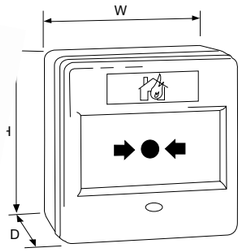

Description	H (mm)	W (mm)	D (mm)
Flush mounted	87	87	36
Surface mounted	87	87	57
Weatherproof	87	87	59

Catalogue numbers

Description	Code
Wall sounder	EF009
Wall sounder, weatherproof	EF009WP
Wall sounder VAD	EF009SB
Wall sounder VAD, weatherproof	EF009SBWP
BiWire base sounder first fix	EF5021BWS
BiWire base sounder VAD first fix	EF5021BWSB
Detector 5 in 1	EFBW5IN1DET
BiWire and conventional detector base	EFXN520
Sounder base (shallow)	EF5023S
Optical BiWire Detector	EFBWOPTDET
Callpoint	EF201BWCP
Callpoint weatherproof	EF203BWCPWP
External Relay 24V	BWEXTR24V

Detectors and remote indicator

The conventional range offers a multi-mode, 5 in 1 detector (FXN922), covering many building needs. It's quick and simple to install with a stylish low profile design. The detector is mounted on our standard conventional base (EFXN520). Each detector is fitted with a 360˚ viewable LED for indication.

This multi-mode detector can be configured to operate as either an optical detector, photo-thermal detector or 1 of 3 heat detector modes (A1R, BS, CS) using the four position switches located at the back of the detector. The FXN922 is certified for use in all 5 modes.

Remote indicator
FX251D



Typical applications:

The remote indicator is ideal for applications such as void spaces or outside locked or inaccessible rooms to provide indication of the activation of an automatic detector.

Dimensions

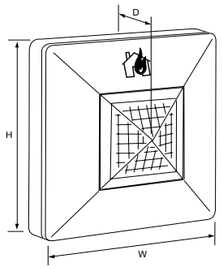

Description	H (mm)	W (mm)	D (mm)
Remote indicator	87	87	49

Performance

Feature	Optical smoke mode	Photo-thermal mode	Rate of rise mode	Fixed heat 77 ˚C mode	Fixed heat 92 ˚C mode
Area coverage (subject to local standards)	100m^2	100m^2	50m^2	50m^2	50m^2
Heat class	N/A	A2S	A1R	BS	CS
Alarm temperature	N/A	60 ˚C	60 ˚C	77 ˚C	92 ˚C

Dimensions

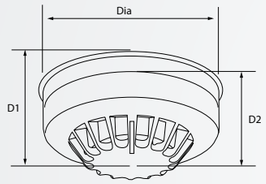

Description	Diameter (mm) (incl base)	Depth (mm) (incl base)	Depth (mm) (excl base)
Multimode detector*	104	42	55
Optical smoke detector	104	33	45

* All other conventional detectors share same dimensions

Switch settings

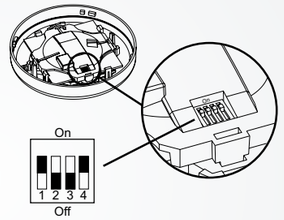

Description	SW1	SW2	SW3	SW4
Optical mode	-	OFF	OFF	OFF
Photo-thermal mode	-	OFF	OFF	ON
Rate of rise mode	-	ON	OFF	OFF
Fixed heat 77° mode	-	OFF	OFF	ON
Fixed heat 92° mode	-	ON	ON	OFF



Catalogue numbers

Description	Code
Optical Smoke Detector	EFXN533
Photo-Thermal Detector	EFXN632
Rate of Rise Heat detector	EFXN525
Fixed Heat Detector 77 ˚C	EFXN524
Fixed Heat Detector 92 ˚C	EFXN526
Remote Indicator	CIR301
Weatherproof Remote Indicator	CIR301WP

Bases

There are two types of conventional detector bases, compatible with our range of detector heads to provide a wide functionality for different applications. The standard base (EFXN520) is a general use product, providing a foundation for our conventional detectors, whereas the relay base (FXN520R) provides a local relay signal in the event of its host detector being triggered, making it ideal for instigating a local response.

Standard base
EFXN520



Typical applications:

General use product, suitable for use in most indoor applications.

Dimensions

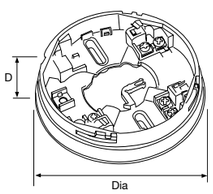

Standard base

Description	Dia (mm)	D (mm)
Standard base	104	22

Beam detectors

There are two zone powered reflective beam detectors designed to be fully compatible with our conventional control panels. The MBD50R has a range of up to 50 meters and the MBD100R has a range of up to 100 metres. Neither require a power supply and both are equipped with a simple set up mode to enable easy and quick alignment during installation.

NB: Products will be end of life in 2026.

Dimensions



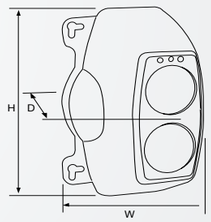

H (mm)	W(mm)	D (mm)
210	130	120

Features

	MBD50R	MBD100R
Operating range	5 to 50 metres	50 to 100 metres
Tolerance to beam misalignment at 35%	Detector ± 0.8˚, prism ± 5.0˚	Detector ± 0.8˚, prism ± 5.0˚
Fire alarm thresholds	2.50dB (25%) 3.74dB (35%) 6.02dB (50%)	2.50dB (25%) 3.74dB (35%) 6.02dB (50%)
Optical wavelength	880nm	880nm

Beam detectors have 3 operating modes:

Prism targeting mode designed to provide simple initial alignment of beam and reflector assembly.

Alignment mode enables accurate fine tuning of beam alignment without the need for additional calibration equipment or a second operator.

Normal running mode during standard operation.

Optical smoke beam detector

Eaton's Optical Smoke Beam Detector for conventional fire alarm systems is designed to replace individual point detectors in large, open areas, such as warehouses.

Extremely simple to install, the beam detector features a built in laser pointer and digital display for easy alignment. Fire and fault conditions are signalled to the control panel using standard wiring, so no additional interconnection is required.

To meet the requirements of multiple applications the detector has four adjustable distance ranges and three sensitivity settings.

Conventional reflective beam detector
EF-CBD130



Dimensions

Height (mm)	Width (mm)	Length (mm)	Weight (KG)
92	127	191	0.57

Features

- Certified to EN54-12
- Protection rating IP54
- Coverage range: 8m to 100m
- LED indicators for alarm and fault status
- Housing – Self-extinguishing white thermosplastic

LED Indicators

LED Indicators	Colour	Function
Fire	Red	Illuminates when at least one fire alarm event occurs
Fault	Yellow	Illuminates when at least one fault alarm event occurs in the detector
Alignment	Green	Illuminates during commissioning

Duct probe detector

The presence of smoke in a ventilation duct is detected by sampling the airflow through the duct via two sampling tubes. An optical detector and base are mounted within the sampling chamber, which is located on the external skin of the duct, with sample and exhaust probes passing into the duct in an area of low turbulence.





Duct probe unit shown with optical detector - **detector and base must be ordered separately.**

Typical applications:

Detecting presence of smoke in ventilation ducts.

Features

Duct width range	300mm to 1500mm 5 to 50 metres
Duct air speed range	1m/s to 20m/s Detector ± 0.8˚ Prism ± 5.0˚
Temperature range	-20°C or +60°C

Catalogue numbers

Description	Code
Standard base	EFXN520
Reflective beam detector (50m range)	MBD50R
Reflective beam detector (100m range)	MBD100R
Mounting bracket	MRBFP
Duct probe unit	MDP201



Duct probe units can be used to detect the presence of smoke in a ventilation duct

Callpoints

Two versions of the conventional callpoint are available, the surface or flush mounted FX201 or the weatherproof FX203. Both the CX203 and CX201 are very simple to install. The callpoints are packaged with 2 frangible glass elements and test key, with a comprehensive range of further devices available.

Surface/flush mounted callpoint
CX201



Typical applications:

General use product, suitable for use in most indoor applications.

Weatherproof callpoint
CX203



Typical applications:

Builds requiring a callpoint in harsh conditions. For example, outside or in a wash down area.

Dimensions

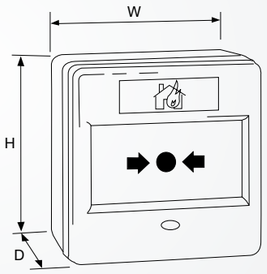

Description	H (mm)	W (mm)	D (mm)
Surface mounted	87	87	57
Flush mounted	87	87	36
Weatherproof	87	87	59

Features

	CX201	CX203
Fast fit clip	✓	✓
Heavy duty terminals	✓	✓
Ingress protection	IP24D	IP65

Catalogue Numbers

Description	Code
Surface/flush callpoint	CX201
Weatherproof callpoint	CX203
CXPC Protective hinged cover (pack of 10)	CXPC
Spacer plates (pack of 10)	MBGSP
MBGBEZ Recessing bezels (pack of 10)	MBGBEZ
MBGREKIT Resettable element kit (pack of 10)	MBGREKIT
FX5G Spare break glasses (pack of 10)	FX5G
Earth continuity links (pack of 5)	MBG119
MFBGKEY3 Callpoint keys (pack of 10)	MFBGKEY3

Further accessories:



Callpoint shown with protective hinged cover



Callpoint recessing bezel

Bells

Bells still remain a popular choice for many applications where they can sometimes be used as a signal for non-fire purposes, such as class change in a school.



Internal 6 inch bell
CFB6D24



Typical applications:

Can be used for non-fire applications, such as class change in a school.

Dimensions

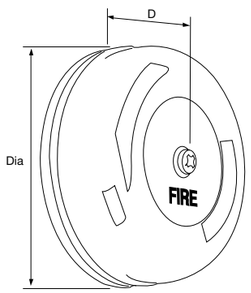

Internal 6 inch bell

Description	Dia (mm)	D (mm)
6 inch internal bell	152	63

Sound output

	CFB6D24	MWB824
Sound Output	93-95dB(A) at 24V dc	95dB(A) (+/-2)

Catalogue numbers

Description	Code
Internal 6 inch bell	CFB6D24

Sounders

We have an extensive range of conventional sounders, designed to meet every specification's functional and aesthetic needs. Completely EN54 Pt. 3 certified, each sounder offers a unique solution to your conventional system requirements.

Flush sounder
FX003



Typical applications:

Ideal for retail, hotel and residential applications such as sheltered housing.

Surface sounder
ROLP-R-S



Typical applications:

This all-purpose sounder has been designed to be both robust and aesthetically pleasing to meet many build requirements.

Weatherproof surface sounder
ROLP-R-D



Typical applications:

The weatherproof sounder is perfect for harsh weather conditions where a sounder is needed. With selectable tones a high volume can be easily achieved meaning this sounder functions well in outdoor settings.

High output wall sounder
FX007



Typical applications:

With a maximum output of 120dB(a), this sounder is ideal for areas with high ambient noise levels like warehouses.

Low current wall sounder
MLC624



Typical applications:

Designed to provide a high sound output with a low current consumption the MLC624 is perfect for areas where high sound levels need to be achieved but sounder circuit capacity is limited.

Base mountable sounder
FXN824



Typical applications:

With a slim and aesthetically pleasing design this base sounder is ideal for applications such as hotel bedrooms where a detector/sounder or a detector/sounder-beacon is required.

Please note a detector base is still required when used in conjunction with a detector



Sound output

	FX003	ROLP-R-S	FX007	MLC624	FXN824
Sound output	98dB(a) at 1 Metre (+/-2)	105dB(a) max (+/-2) at 24V dc	120dB(a) (+/-2) Max at 1m (tone 5) 114dB(a) (+/-2) Max at 1m (tone3)	100dB(a) at 24V dc	80/90dB(a) (+/-3) @ 1 Metre
Tones	32	32	32	3	8

Dimensions

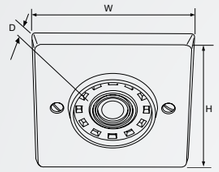

Flush sounder

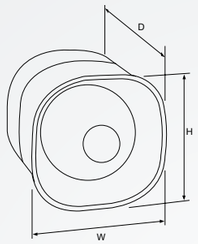

Wall sounder

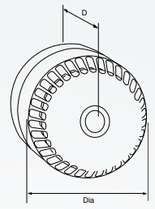

Surface sounder

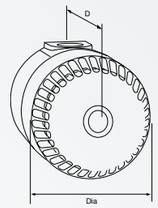

Weatherproof surface sounder

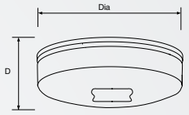

Base mountable sounder

Description	H (mm)	W (mm)	D (mm)
Flush sounder	86	86	36
High output wall sounder	105	105	95
Low current wall sounder	105	105	95

Description	Dia (mm)	D (mm)
Surface sounder	93	63
Weatherproof surface sounder	93	93
Base mountable sounder	111	26

Catalogue Numbers

Description	Code
Flush sounder, red	FX003
Flush sounder, white	FX003W
Low profile surface sounder, red	ROLP-R-S
Weatherproof deep base surface sounder back box, red (IP65)	ROLP-R-D
High output wall sounder	FX007
Low current wall sounder	MLC624
Base mountable sounder	FXN824/MDS824
Blanking plate for FXN824 (pack of 5)	MDS824COV
Deep base for surface sounder (IP65)	FX000WP



Visual alarm devices (VADs)

From 31st December 2013 a new beacon standard, EN 54-23 became mandatory throughout the EU where Construction Product Regulation (CPR) applies. It directly affects the use of visual alarm devices (VADs) in fire detection and alarm systems for non-domestic premises. Its purpose is to standardise the requirements, test methods and functional criteria of VADs to ensure that their visual performance is measured and presented in a uniform manner.

Eaton's LX range has been designed to comply with the new EN 54-23 standard. With current consumption as low as 10mA, the range has been developed to provide the lowest current consumption with the highest possible coverage. Three years in the making, the LX range, available for wall and ceiling applications, features a number of patented technologies including an innovative lens and flash pattern.

Solista LX wall
FXSOLWRS



Typical applications:

With both a shallow base and deep base option the Solista meets requirements of a large range of builds.

Solista LX ceiling
FXSOLCWS



Typical applications:

The ceiling option Solista helps to cover different types of room sizes to meet the requirements of the CoP 0001 design guidelines.

RoLP LX wall
MFROLPWR



Typical applications:

The RoLP LX Wall is ideal for dual use applications where a visual alarm device is required in addition to an audible alarm.

The RoLP LX Wall is available to use with any standard RoLP sounder.

Symphoni LX wall
FXSYG1WR



Typical applications:

The Symphoni LX Wall base can be used in combination with any standard Symphoni sounder.

Its high sound output makes it suitable for open areas or areas where there is higher than normal background noise.

Symphoni LX WP wall (weatherproof)
FXSYG1WR-WP



Typical applications:

The Symphoni LX WP Wall device offers a weatherproof alternative to the Symphoni LX Wall device. With an ingress protection rating of IP66, it is suited for wet and outdoor environments.

These products are all **red flash**, for more options please contact:

firetechsupport@eaton.com

Performance

	Solista LX wall	Solista LX ceiling	RoLP LX wall	Symphoni LX wall	Symphoni LX WP wall
Sound output	N/A	N/A	102dB(A) (Typical tone 3 - RoLP)	100dB(A) (Typical tone 3 - Symphoni)	100dB(A) (Typical tone 3 - Symphoni)
Minimum current consumption	10mA	10mA	22mA	15mA	15mA
EN54-23 coverage reference	W-2.4-7.5	C-3-7.5	W-2.4-7.5	W-2.4-7.5	W-2.4-7.5
Coverage volume	135m^3 (15m^3)	132m^3 (21m^3)	135m^3 (15m^3)	135m^3 (15m^3)	135m^3 (15m^3)
Flash rate	1Hz (switchable to 0.5Hz)	1Hz (switchable to 0.5Hz)	1Hz (switchable to 0.5Hz)	1Hz (switchable to 0.5Hz)	1Hz (switchable to 0.5Hz)

Dimensions

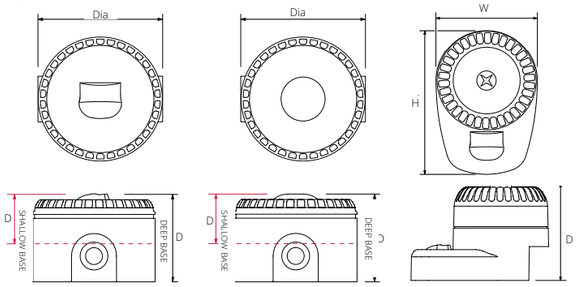

Description	Dia (mm)	D (mm)	W (mm)	H (mm)
Solista LX wall deep base	93	66	-	-
Solista LX wall shallow base	93	38	-	-
Solista LX ceiling shallow base	93	37		
RoLP LX wall	-	95	95	135
Symphoni LX wall	-	92	106	147
Symphoni LX WP wall	-	92	106	147

Catalogue numbers

Description	Code
Solista wall red body shallow base	FXSOLWRS
Solista wall red body deep base	FXSOLWRD
Solista LX ceiling	FXSOLCWS
RoLP wall red body base and sounder	FXROLPWR
FXROLPWR-B RoLP wall red body base only	FXROLPWR-B
Symphoni LX wall red body	FXSYG1WR



For more guidance on EN-54-23 and placement of VADs, refer to our Fire Installer's Mate pocket guide.



Indicators

In areas which do not have to meet the new regulations regarding EN54-23 visual indicators, our range of indicators can still provide reliable light indication.

Low profile LED indicator
MLB124SB



Typical applications:

In regions where the EN54-23 visual indicators standard is not a requirement, the LED indicator can be used as an indicating device.

Weatherproof LED indicator
MLB124DB



Typical applications:

The weatherproof version of the LED indicator provides an IP65 option ideal for outdoor use.



Dimensions

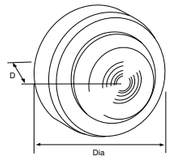

Low profile LED indicator

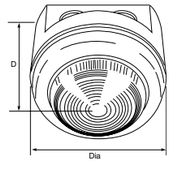

Weatherproof LED indicator

Description	W (mm)	D (mm)
Low profile LED indicator	95	53
Weatherproof LED indicator	95	80

Catalogue numbers

Description	Code
Low profile LED beacon	MLB124SB
Weatherproof LED beacon	MLB124DB

Sounder indicators

In areas which do not have to meet the new regulations regarding EN54-23 visual indicators, our range of sounder indicators can still provide excellent sound quality and light indication.

Xenon sounder indicator
FL-RL-R-S



Typical applications:

In regions where the EN54-23 visual indicators standard is not a requirement, the xenon sounder indicator provides an alternative option to the xenon indicator - where an audible warning is required in addition to light indication.

Weatherproof Xenon sounder indicator
FL-RL-R-D



Typical applications:

The weatherproof version of the sounder indicator is IP65 rated which allows for installation in harsher environments.

Dimensions

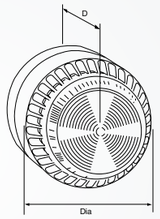

Xenon sounder indicator

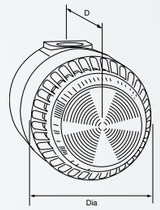

Weatherproof xenon sounder indicator

Description	Dia (mm)	D (mm)
Xenon sounder indicator	93	92
Weatherproof xenon sounder indicator	93	121

Sound output

	XENON sounder indicator, FL-RL-R-S/FL-RL-R-D
Sound output	101dB(a) at 24V dc (typical tone 3)
Tones	32

Catalogue numbers

Description	Code
Conventional xenon sounder indicator	FL-RL-R-S
Weatherproof IP65 xenon sounder indicator	FL-RL-R-D

Door retainers and relay unit

Door retainers enable doors to be held open under normal conditions but automatically be released in the event of fire alarm activation.

Eaton have a range of door retainers which are robust and simple to install. Both floor and wall mounted retainers, with either mains or 24V dc power supplied variations, are available.

Heavy duty door retainer
MDR240/MDR24L



Typical applications:

Robust and simple to install, the heavy duty door retainer is ideal for a wide range of applications, such as nursing homes, hospitals, schools and industrial premises.

Compact door retainer
FX021240LC/ FX02124VLC



Typical applications:

Equally as reliable, the compact door retainer is also a good choice for nursing homes, hospitals and also busy corridors.

Heavy duty relay unit
MAR724



Typical applications:

Designed for interfacing heavy loads such as door release units or plant shut down equipment with fire alarm systems.

This unit is simple to fix and install and the neat unobtrusive design makes it suitable for use in a wide range of areas.

The heavy duty relay unit is powered by 24V dc external supply and is provided with 2 separate sets of changeover contacts.

Can switch 230V ac mains at 10A

Performance

	MDR240	MDR24L	FX021240LC	FX02124VLC
Holding force	40kg	40kg	45kg	40kg
Power consumption	1.2VA	40mA	1.2VA	40mA

Catalogue numbers

Description	Code
Mains powered heavy duty door retainer	MDR240
24V dc heavy duty door retainer	MDR24L
Floor mounting bracket for heavy duty door retainers	ZMDRFBB
Mains powered compact door retainer	FX021240LC
24V dc compact door retainer	FX02124VLC
Floor mounting bracket for compact door retainers	FX021LCFB
Spare striker plate for either magnet	ZMDRSWIV
Heavy duty relay unit	MAR724

CE

Power supply

Specifically recommended as an auxiliary power supply unit for fire detection system components such as electromagnets, notification devices, etc.

Using the unit in large systems eliminates the problem of long power cable runs which simplifies installation.

EN54 pt.4 approved power supply unit
SPS Range



Typical applications:

The new range of EN 54-4 certified safety power supplies offer a compact, robust and versatile power solution to installers, allowing them to safely power fire detection and signaling systems in small to large installations.

Compact and discrete design allows for these SPS to be installed in a visible location such as a hotel lobby for instance. Comprehensive yet simple status indicators on the front of the unit help installers, commissioners and maintainers assess status of the unit.

Catalogue numbers

Description	Code
Safety power supply 24V / 1.5A (batteries not supplied)	SPS-2423
Safety power supply 24V / 2.5A (batteries not supplied)	SPS-2433
Safety power supply 24V / 4.5A (batteries not supplied)	SPS-2453



Door retainers enable doors to be held open under normal conditions but automatically be released in the event of fire alarm activation.

Optical/acoustic sign boards

Optical and acoustic sign boards are designed to show the state of alarm in fire detection units. Eaton's 5900 LX wall alarm device series and EFSB range comply with standards EN54-23 (beacon) and EN54-3 (sounder).

The LX series are ideal for indoors or outdoors applications with its IP54 rating, whereas the EFSB range has been designed specifically with aesthetics in mind, where this is a key requirement in indoor installations.

Series 5900 LX certified alarm panel
5945-CSA/5955-CSA/5965-CSA



Typical applications:

The 5900 LX wall alarm device series comprises three versions that are available with optical, acoustic and optical-acoustic warnings.

The optical warning is provided by a highly effective LED flash that can cover an area of 8.5m x 8.5m at an installation height of 4.2m. The acoustic warning is provided by a high power internal siren with a sound pressure of 85 dB at 1m.

The device has a display which shows "FIRE ALARM" backlit by LEDs in the event of an alarm.

Its IP54 protection rating means that the device can be used in both indoors and outdoors environments, including damp, dusty settings.

Features

- Certified to EN54-3 and EN54-23
- Protection rating IP54
- Operating temperature -10°C to +50°C
- Flash colour – white
- Housing – Self-extinguishing white thermosplastic

Features

	5945-CSA	5955-CSA	5965-CSA
Optical alarm warning	✓	×	✓
Acoustic alarm warning	×	✓	✓
Display lighting - LEDs	✓	✓	✓
Nominal voltage 24V DC	✓	✓	✓
Power consumption @24V	120mA	100mA	130 mA

Catalogue numbers

Description	Code
Optical alarm warning sign board	5945-CSA
Acoustic alarm warning sign board	5955-CSA
Optical- acoustic warning sign board	5965-CSA

Dimensions

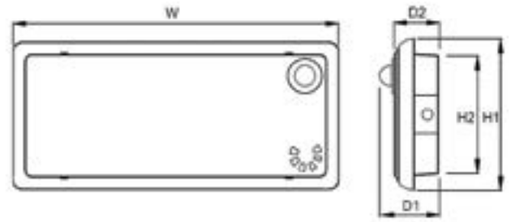

Description	H1 (mm)	H2 (mm)	W (mm)	D1 (mm)	D2 (mm)
Sign board	170	132	365	72	50

Conventional fire sign board
EFSB-3/EFSB-3-23







Aesthetical frame option



Recessed base for wall flush mount

Typical applications:

The EFSB fire sign board for conventional fire systems is a durable sounder/beacon that is certified to EN 54 applicable standards.

Purposely designed for installations where aesthetics plays a key role, its durability (IP21C rated) and energy efficiency ensure reliability for its application indoors.

The device comes with a label that carry's the text "FIRE ALARM" which is LED backlit in event of an alarm. The optical warning is provided by a highly effective LED flash that can cover an area of 10.8m x 10.8m at an installation height of 3.5m The acoustic warning is provided by a high power internal siren with a sound pressure of 90dB at 1m. A sounder only variant is also available.

Features

- Certified to EN54-3 (Beacon to EN54-23)
- Protection rating IP21C
- Operating temperature -10°C to +55°C
- Flash colour – white
- Low current consumption
- Customised sign board text is available on request
- Different language options are available

Features

Sounder	✓	✓
Beacon	×	✓

Catalogue numbers

Description	Code
Fire sign board EN54 Pt 3	EFSB-3
Fire sign board EN54 Pt 3 & 23	EFSB-3-23
Recessed base	NEXI-RB
Aesthetic frame	NEXI-FR

Dimensions

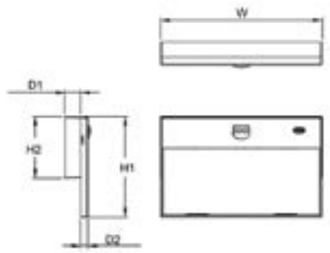

Description	H1 (mm)	H2 (mm)	W (mm)	D1 (mm)	D2 (mm)
Sign board	182	90.6	293	28.4	13
Sign board (with frame)	182	111.5	293	28.5	13

Page No.	Description	Cooper Code	Menvier Code	JSB Code
Addressable				
P16	xDetect Small	CXD01020	MXD01020	JXD01020
P16	xDetect Large	CXD01040	MXD01040	JXD01040
P24	xDetect Mini (white)	CXD02002-W	MXD02002-W	JXD02002-W
P24	xDetect Mini (grey)	CXD02002-G	MXD02002-G	JXD02002-G
P25	xDetect Mini Zonal Indicator Board – 32 Zonal Indicator	EFXD02051	EFXD02051	EFXD02051
P25	xDetect Mini CIE Int. Backplane	EFXD02052	EFXD02052	EFXD02052
P25	xDetect Mini CIE Int. Power Supply 75W	EFXD02053	EFXD02053	EFXD02053
P25	xDetect Loop Card 1L Protocol 800	EFXD05001	EFXD05001	EFXD05001
P25	xDetect Programmable I/O card	EFXD05030	EFXD05030	EFXD05030
P25	xDetect Network Card	EFXD05040	EFXD05040	EFXD05040
P27	Optical Smoke Detector (CAP320, MAP820, FXN723)	400002FIRE-0002X	400002FIRE-0008X	400002FIRE-0005X
P27	Photo-Thermal Detector (CAPT340, MAOH850, FXN722)	400004FIRE-0004X	400004FIRE-0010X	400004FIRE-0007X
P27	Heat Detector (CAH330, MAH830, FXN725)	400003FIRE-0003X	400003FIRE-0009X	400003FIRE-0006X
P28	Addressable remote indicator	MRIAD	MRIAD	MRIAD
P28	Addressable remote indicator (reset on reset)	MRIADRR	MRIADRR	MRIADRR
P28	Staff warning device	CAB382	MAB870	FXN338BCN
P29	Standard base	CAB300	MAB800	FXN720
P29	Sounder base	CAS380	MAS850	FXN538
P29	Sounder base with cover	CASBB394	MASB890	FXN557
P29	Sounder beacon base	CASBB384	MASB870	FXN537
P29	Cover plate	CASC	MASC	CASC
P31	Surface/Flush Callpoint	CBG370S	MBG813	FXN501
P31	Weatherproof Callpoint	CBG370WP	MBG817	FXN503
P31	Protective Hinged Cover (pack of 10)	CXPC	CXPC	CXPC
P31	Recessing Bezels (pack of 10)	MBGBEZ	MBGBEZ	MBGBEZ
P31	Resettable Element Kit (pack of 10)	MBGREKIT	MBGREKIT	MBGREKIT
P31	Spare Break Glasses (pack of 5)	MBG118	MBG118	FX5G
P31	Callpoint Keys (pack of 10)	MFBGKEY3	MFBGKEY3	MFBGKEY3
P32	Internal Wall Sounder	CAS381	MAS850LPS	FXN538LPS
P32	Weatherproof Wall Sounder	CAS381WP	MAS850LPSWP	FXN538LPSWP
P32	Weatherproof wall sounder beacon	CASB383-WP	MASB860WP	FXN539LPSWP
P32	Wall sounder beacon	CASB383	MASB860	FXN539LPS

Product code cross reference

Page No.	Description	Cooper Code	Menvier Code	JSB Code
P32	VAD Wall Sounder Beacon	CASB393	MASB880	FXN559LPS
P32	Weatherproof VAD Wall Sounder Beacon	CASB393WP	MASB880WP	FXN559LPSWP
P32	Wall sounder VAD, red, white flash	CASB493	MASB893	FXN593
P33	Wall sounder VAD, red, red flash	CASB483	MASB883	FXN583
P33	Wall sounder VAD, red, white flash, weatherproof	CASB493WP	MASB893WP	FXN593WP
P33	Wall sounder VAD, red, red flash, weatherproof	CASB483WP	MASB883WP	FXN583WP
P33	Wall VAD, red, white flash, shallow base	CAB492WS	MAB892WS	FXN592WS
P33	Wall VAD, red, white flash, deep base	CAB492WD	MAB892WD	FXN592WD
P33	Wall VAD, red, red flash, shallow base	CAB482WS	MAB882WS	FXN582WS
P33	Wall VAD, red flash, deep base	CAB482WD	MAB882WD	FXN582WD
P34	Ceiling VAD, red, white flash, shallow base	CAB492CS	MAB892CS	FXN592CS
P34	Ceiling VAD, red, red flash, shallow base	CAB482CS	MAB882CS	FXN582CS
P36	Reflective Beam Detector (50m range)	MAB50R	MAB50R	MAB50R
P36	Reflective Beam Detector (100m range)	MAB100R	MAB100R	MAB100R
P36	Mounting Bracket	MRBFP	MRBFP	MRBFP
P36	Duct Probe Unit	MDP201	MDP201	MDP201
P37	Zone Monitor Unit	CZMU352	CZMU352	CZMU352
P37	Shop Monitor Unit	MSU840	MSU840	MSU840
P37	Spur Isolator Unit	CSI350	CSI350	CSI350
P37	3 Channel Input/Output Unit Resets on reset (recognised as 1 address)	CIO351	CIO351	CIO351
P37	3 Channel Input/Output Unit Resets on reset (recognised as 3 addresses)	CIO351SST	CIO351SST	CIO351SST
P37	3 Channel Input/Output Unit Resets on silence alarms	CIO351S	CIO351S	CIO351S
P38	230V ac Relay Unit	CMIO353	CMIO353	CMIO353
P38	4 to 20mA Interface	CGI420	CGI420	CGI420
P39	4 Way Mimic Relay Board, 4 Inputs, 4 Outputs	CIOP4	CIOP4	CIOP4
P39	8 Way Mimic Relay Board, 8 Inputs, 8 Outputs	CIOP8	CIOP8	CIOP8
P39	4 to 20mA interface with relay	CIT420R	CIT420R	CIT420R
P39	Door release module	CIOP-7273	CIOP-7273	CIOP-7273
P40	FC6 Fan controller unit (surface mount)	FC6	FC6	FC6
P41	Monitored output module	DIN-1-OM	DIN-1-OM	DIN-1-OM
P42	MCOM Micro Single Channel Output Unit (recognised as output unit)	MCOM	MMOM	MJOM

Page No.	Description	Cooper Code	Menvier Code	JSB Code
P42	MCOM-S Micro Single Channel Output Unit (recognised as sounder)	MCOM-S	MMOM-S	MJOM-S
P42	MCOM-R Micro Single Channel Output Unit (5 second reset pulse)	MCOM-R	MMOM-R	MJOM-R
P43	MCOM--FC Micro Single Channel Output Unit (fan controller)	MCOM-FC	MMOM-FC	MJOM-FC
P43	Micro Zone Monitor Unit	CIU872	MIU872	JIU872
P43	MCIM Micro Single Channel Input Unit	MCIM	MMIM	MJIM
P43	Mini module box unit (empty box)	ULBU	ULBU	ULBU
P44	Lon to RS232 adapter	EC0232	EC0232	EC0232
P44	Lon to RS232 adapter (For HMX pa/va system - no handshake)	EC0232PAVA	EC0232PAVA	EC0232PAVA
P44	Lon to RS232 adapter (For HMX pa/va system - 3 min time delay)	EC0232PAVA3D	EC0232PAVA3D	EC0232PAVA3D
P44	Lon to TCP-IP converter	400032FIRE-0072	400032FIRE-0072	400032FIRE-0072
P44	Lon network booster	400033FIRE-0073	400033FIRE-0073	400033FIRE-0073
P44	BACnet lon interface	400034FIRE-0074	400034FIRE-0074	400034FIRE-0074
P46	Loop Splitter Unit	ZPCB2222	ZPCB2222	ZPCB2222
P46	Loop Mimic LED PCB (Master)	ZPCB2252-MML	ZPCB2252-MML	ZPCB2252-MML
P46	Loop Mimic LED PCB (Slave)	ZPCB2252-MSL	ZPCB2252-MSL	ZPCB2252-MSL
P46	Loop Mimic Relay PCB (Master)	ZPCB2252-MMR	ZPCB2252-MMR	ZPCB2252-MMR
P46	Loop Mimic Relay PCB (Slave)	ZPCB2252-MSR	ZPCB2252-MSR	ZPCB2252-MSR
P46	Safety Power Supply 24V / 1.5A (batteries not supplied)	SPS-2423	SPS-2423	SPS-2423
P46	Safety Power Supply 24V / 2.5A (batteries not supplied)	SPS-2433	SPS-2433	SPS-2433
P46	Safety Power Supply 24V / 4.5A (batteries not supplied)	SPS-2453	SPS-2453	SPS-2453
P47	Fire sign board EN54 Pt3 & Pt 17	EFSB-3-A	EFSB-3-A	EFSB-3-A
P47	Fire sign board EN54 Pt3 & Pt17 (Beacon EN54 Pt23)	EFSB-3-23-A	EFSB-3-23-A	EFSB-3-23-A
P47	Recessed base	NEXI-RB	NEXI-RB	NEXI-RB
P47	Aesthetic frame	NEXI-FR	NEXI-FR	NEXI-FR
P49	Graphical Visualisation Software license 1-2 panels including an EC0232 interface	EFGVS1-2	EFGVS1-2	EFGVS1-2
P49	Graphical Visualisation Software license up to 6 panels including an EC0232 interface)	EFGVS3-6	EFGVS3-6	EFGVS3-6
P49	Graphical Visualisation Software license up to 10 panels including an EC0232 interface	EFGVS7-10	EFGVS7-10	EFGVS7-10
P49	Graphical Visualisation Software license above 10 panels including an EC0232 interface	EFGVS11-PLUS	EFGVS11-PLUS	EFGVS11-PLUS
P49	Graphical Visualisation Software license up to 10 panels with TCP/IP interlink	EFGVS7-10-TCPIP	EFGVS7-10-TCPIP	EFGVS7-10-TCPIP

Product code cross reference

Page No.	Description	Cooper Code	Menvier Code	JSB Code
P49	Graphical Visualisation Software license above 10 panels with TCP/IP interlink	EFGVS11-PLUS-TCPIP	EFGVS11-PLUS-TCPIP	EFGVS11-PLUS-TCPIP
P49	Graphical Visualisation Designer Software license - no panel connectivity	EFGVS-DESIGN	EFGVS-DESIGN	EFGVS-DESIGN
P49	Graphical Visualisation Premium Designer Software license including an EC0232 interface	EFGVS-PREMIUMDESGN	EFGVS-PREMIUMDESGN	EFGVS-PREMIUMDESGN
P49	Interface to connect panel network (LONWorks) to PC (RS232)	EC0322	EC0322	EC0322
P49	Site monitor / webserver software	EF-SITEMONITOR	EF-SITEMONITOR	EF-SITEMONITOR
P52	Loop Tester Kit	LP800KIT	LP800KIT	LP800KIT
P52	Addressable Device Programmer	CF800PROG	CF800PROG	CF800PROG
P52	USB panel interface	USBINT2	USBINT2	USBINT2
UL Approved				
P56	2 Loop Panel	ULCF30002G	ULDF60002G	ULFX60002G
P56	2 Loop Panel, Integral Printer	ULCF30002GP	N/A	ULFX60002GP
P56	2 Loop Panel, Network Card	ULCF30002GNC	ULDF60002GNC	ULFX60002GNC
P56	2 Loop Panel, Red Metal Box	ULCF30002GRM	ULCF30002GRM	ULCF30002GRM
P56	2 Loop Panel, Integral Printer, Network Card	ULCF30002GPNC	N/A	ULFX60002GPNC
P56	2 Loop Panel, Integral Printer, Red Metal Box	ULCF30002GPRM	ULDF60002PRM	N/A
P56	2 Loop Panel, Network Card, Red Metal Box	ULCF30002GNCRM	ULDF60002NCRM	ULFX60002NCRM
P56	2 Loop Panel, Integral Printer, Network Card, Red Metal Box	ULCF30002GPNCRM	ULCF30002GPNCRM	ULCF30002GPNCRM
P56	4 Loop Panel	ULCF30004G	N/A	ULFX60004G
P56	4 Loop Panel, Integral Printer	ULCF30004GP	ULDF60004GP	ULFX60004GP
P56	4 Loop Panel, Network Card	ULCF30004GNC	ULDF60004GNC	ULFX60004GNC
P56	4 Loop Panel, Red Metal Box	ULCF30004GRM	ULCF30004GRM	ULCF30004GRM
P56	4 Loop Panel, Integral Printer, Network Card	ULCF30004GPNC	ULDF60004GPNC	ULFX60004GPNC
P56	4 Loop Panel, Integral Printer, Red Metal Box	ULCF30004GPRM	ULCF30004GPRM	ULCF30004GPRM
P56	4 Loop Panel, Network Card, Red Metal Box	ULCF30004GNCRM	ULDF60004NCRM	ULFX60004NCRM
P56	4 Loop Panel, Integral Printer, Network Card, Red Metal Box	ULCF30004GPNCRM	ULCF30004GPNCRM	ULCF30004GPNCRM
P56	Rack Mounted 2 Loop Panel	ULR3000L2	ULDFR6000L2	ULFXR6000L2
P56	Rack Mounted 2 Loop Panel c/w Network Card	ULR3000L2NC	ULDFR6000L2NC	ULFXR6000L2NC
P56	Rack Mounted 4 Loop Panel	ULR3000L4	ULDFR6000L4	ULFXR6000L4
P56	Rack Mounted 4 Loop Panel c/w Network Card	ULR3000L4NC	ULDFR6000L4NC	ULFXR6000L4NC
P56	Passive repeater panel	ULCF3000PR	ULDF6000PR	ULFX6000PR
P56	Network touchscreen repeater panel	ULCTPR3000	ULDPTR6000	ULFPTR6000

Page No.	Description	Cooper Code	Menvier Code	JSB Code
P57	Addressable Detector Base	UCAB300	UCAB300	UCAB300
P57	Optical Smoke Detector (ULCAP320, ULMAP320, ULFX320)	400005FIRE-0011X	400005FIRE-0014X	400005FIRE-0017X
P57	Photo-Thermal Detector (ULCAPT340, ULMAPT340, ULFX340)	400006FIRE-0012X	400006FIRE-0015X	400006FIRE-0018X
P57	Heat Detector (ULCAH330, ULMAH330, ULFX330)	400007FIRE-0013X	400007FIRE-0016X	400006FIRE-0019X
P58	Addressable Sounder Base	ULCAS380	ULMAS850	ULFXN538LBS
P59	Wall Mount Horn	HNR	HNR	HNR
P59	HNWC Ceiling Mount Horn	CN128972	CN128972	CN128972
P59	HSR Wall Mount Horn Strobe	HSR	HSR	HSR
P59	Wall Mount Synchronised Strobe	STR	STR	STR
P59	HSWC Ceiling Mount Horn Strobe	CN127464	CN127464	CN127464
P59	STWC Ceiling Mounted Synchronised Strobe	CN127488	CN127488	CN127488
P62	Micro zone monitor unit	ULMIU872	ULMIU872	ULMIU872
P62	Micro single channel input unit (recognised as callpoint)	ULMCIM-C	ULMCIM-C	ULMCIM-C
P62	Single Action Pull Station	UMPS-100	UMPS-100	UMPS-100
P62	Weatherpoof Single Action Pull Station	UMPS-100WP	UMPS-100WP	UMPS-100WP
P62	Double Action Pull Station	UMPS-200	UMPS-200	UMPS-200
P62	Weatherproof Double Action Pull Station	UMPS-200WP	UMPS-200WP	UMPS-200WP
P62	Conventional Single Action Pull Station (back box ordered seperately)	SG42BK2	SG42BK2	SG42BK2
P62	Conventional Double Action Pull Station (back box ordered seperately)	SG42BK1	SG42BK1	SG42BK1
P62	Back box for conventional, surface mounting	SGB32S	SGB32S	SGB32S
P62	Back box for conventional, weatherproof	SGB-32C	SGB-32C	SGB-32C
P65	4 Way Sounder Controller Unit	ULCSC354	ULCSC354	ULCSC354
P65	Shop Monitor Unit	ULCSUM355	ULCSUM355	ULCSUM355
P65	Spur Isolator Unit	ULCSI350	ULCSI350	ULCSI350
P65	3 Channel Input/Output Unit Resets on reset	ULCIO351	ULCIO351	ULCIO351
P65	120V/230V ac Relay Unit	ULCMIO353	ULCMIO353	ULCMIO353
P65	ULMIU872 Micro Zone Monitor Unit	400025FIRE-0052X	400025FIRE-0053X	400025FIRE-0054X
P65	ULMCOM Micro Single Channel Output Unit (recognised as output unit)	400025FIRE-0058X	400025FIRE-0059X	400025FIRE-0060X
P65	ULMCOM-S Micro Single Channel Output Unit (recognised as sounder)	400016FIRE-0061X	400016FIRE-0061X	400016FIRE-0063X
P65	ULMCIM Micro Single Channel Input Unit (recognised as input unit)	400013FIRE-0049X	400013FIRE-0050X	400013FIRE-0051X

Product code cross reference

Page No.	Description	Cooper Code	Menvier Code	JSB Code
P65	ULMCIM-C Micro Single Channel Input Unit (recognised as callpoint)	400014FIRE-0055X	400014FIRE-0056X	400014FIRE-0057X
P65	Mini Module Box Unit (Empty box)	ULBU	ULBU	ULBU
Conventional				
P69	2 zone BiWire Flexi panel	EFBW2ZFLEXI	EFBW2ZFLEXI	EFBW2ZFLEXI
P69	4 zone BiWire Flexi panel	EFBW4ZFLEXI	EFBW4ZFLEXI	EFBW4ZFLEXI
P69	8 zone BiWire Flexi panel	EFBW8ZFLEXI	EFBW8ZFLEXI	EFBW8ZFLEXI
P69	2 zone relays + FRE/FPE	BWOB2Z	BWOB2Z	BWOB2Z
P69	4 zone relays + FRE/FPE	BWOB4Z	BWOB4Z	BWOB4Z
P69	8 zone relays + FRE/FPE	BWOB8Z	BWOB8Z	BWOB8Z
P69	BiWire End of line module	EOLM-BW-3	EOLM-BW-3	EOLM-BW-3
P69	Conventional End of line module	EOLM-1	EOLM-1	EOLM-1
P69	12V, 5Ah battery (1pc*)	MB512	MB512	MB512
P69	Repeater panel	EFBWCV-REPEATER	EFBWCV-REPEATER	EFBWCV-REPEATER
P71	BiWire wall sounder	EF009	EF009	EF009
P71	BiWire wall sounder, weatherproof	EF009WP	EF009WP	EF009WP
P71	BiWire wall sounder VAD	EF009SB	EF009SB	EF009SB
P71	BiWire wall sounder VAD, weatherproof	EF009SBWP	EF009SBWP	EF009SBWP
P71	BiWire base sounder first fix	EF5021BWS	EF5021BWS	EF5021BWS
P71	BiWire base sounder VAD first fix	EF5021BWSB	EF5021BWSB	EF5021BWSB
P71	BiWire detector 5 in 1	EFBW5IN1DET	EFBW5IN1DET	EFBW5IN1DET
P71	Optical BiWire detector	EFBWOPTDET	EFBWOPTDET	EFBWOPTDET
P71	BiWire callpoint	EF201BWCP	EF201BWCP	EF201BWCP
P71	BiWire callpoint, weatherproof	EF203BWCPWP	EF203BWCPWP	EF203BWCPWP
P71	BiWire and conventional detector base	EFXN520	EFXN520	EFXN520
P71	External Relay 24V	BWEXTR24V	BWEXTR24V	BWEXTR24V
P72	5 in 1 Multi-Mode Detector (FXN922)	400017FIRE-0031X	400017FIRE-0031X	400017FIRE-0031X
P73	Optical Smoke detector	EFXN533	EFXN533	EFXN533
P73	Photo-Thermal detector	EFXN632	EFXN632	EFXN632
P73	Rate of rise heat detector	EFXN525	EFXN525	EFXN525
P73	Fixed Heat detector 77°C	EFXN524	EFXN524	EFXN524
P73	Fixed Heat detector 92°C	EFXN526	EFXN526	EFXN526
P73	Remote Indicator	CIR301	DIR301	FX251D
P73	Weatherproof Remote Indicator	CIR301WP	CIR301WP	CIR301WP

Page No.	Description	Cooper Code	Menvier Code	JSB Code
P74	Standard Base	EFXN520	EFXN520	EFXN520
P74	Reflective Beam Detector (50m range)	MBD50R	MBD50R	MBD50R
P74	Reflective Beam Detector (100m range)	MBD100R	MBD100R	MBD100R
P75	Conventional reflective Beam Detector)	EF-CBD130	EF-CBD130	EF-CBD130
P76	Mounting Bracket	MRBFP	MRBFP	MRBFP
P76	Duct Probe	MDP201	MDP201	MDP201
P77	Surface/Flush Callpoint	CX201	MBG914	FX201
P77	Weatherproof Callpoint	CX203	MBG917	FX203
P77	Protective Hinged Cover (pack of 10)	CXPC	CXPC	CXPC
P77	Spacer Plates (pack of 10)	MBGSP	MBGSP	MBGSP
P77	Recessing Bezels (pack of 10)	MBGBEZ	MBGBEZ	MBGBEZ
P77	Resettable Element Kit (pack of 10)	MBGREKIT	MBGREKIT	MBGREKIT
P77	FX5G Spare Break Glasses (pack of 10)	FX5G	FX5G	FX5G
P77	Earth Continuity Links (pack of 5)	MBG119	MBG119	MBG119
P77	MFBGKEY3 Callpoint Keys (pack of 10)	MFBGKEY3	MFBGKEY3	MFBGKEY3
P79	FX006 Internal 6 Inch Bell	CFB6D24	MBM246	FX006
P79	FX003 Flush Sounder, Red	FX003	MFS324	FX003
P79	FX003W Flush Sounder, White	FX003W	MFS324W	FX003W
P79	FX002SB Low Profile Surface Sounder, Red	ROLP-R-S	MWS424SB	FX002SB
P79	FX002DB Weatherproof Surface Sounder, Red	ROLP-R-D	MWS424DB	FX002DB
P79	FX007 High Output Wall Sounder	FX007	FX007	FX007
P79	MLC624 Low Current Wall Sounder	MLC624	MLC624	MLC624
P79	FXN824 Base Mountable Sounder	FXN824/MDS824	MDS824	FXN824
P79	MDS824COV Blanking Plate for MDS824 (pack of 5)	MDS824COV	MDS824COV	MDS824COV
P81	Deep base for Solista LX Ceiling	FX000WP	FX000WP	FX000WP
P81	FXSOLWRS Solista Wall Red Body Shallow Base	FXSOLWRS	MFSOLWRS	FXSOLWRS
P81	FXSOLWRD Solista Wall Red Body Deep Base	FXSOLWRD	MFSOLWRD	FXSOLWRD
P81	FXSOLCWS Solista LX Ceiling	FXSOLCWS	MFSOLCWS	FXSOLCWS
P81	FXROLPWR RoLP Wall Red Body Base & Sounder	FXROLPWR	MFROLPWR	FXROLPWR
P81	FXROLPWR-B RoLP Wall Red Body Base	FXROLPWR-B	FXROLPWR-B	FXROLPWR-B
P81	FXSYG1WR Symphoni LX Wall Red Body	FXSYG1WR	FXSYG1WR	FXSYG1WR
P81	FXSYG1WR-WP Symphoni LX Wall Weatherproof Red Body	FXSYG1WR-WP	FXSYG1WR-WP	FXSYG1WR-WP
P83	MLB124SB Low Profile LED indicator	MLB124SB	MLB124SB	MLB124SB

Product code cross reference

Page No.	Description	Cooper Code	Menvier Code	JSB Code
P83	MLB124DB Weatherproof LED Beacon	MLB124DB	MLB124DB	MLB124DB
P84	FL-RL-R-S Conventional xenon sounder indicator	FL-RL-R-S	FL-RL-R-S	FL-RL-R-S
P84	FL-RL-R-D Weatherproof IP65 xenon sounder indicator	FL-RL-R-D	FL-RL-R-D	FL-RL-R-D
P85	Mains Powered Heavy Duty Door Retainer	MDR240	MDR240	MDR240
P85	24V dc Heavy Duty Door Retainer	MDR24L	MDR24L	MDR24L
P85	Floor Mounting Bracket for Heavy Duty Door Retainers	ZMDRFBB	ZMDRFBB	ZMDRFBB
P85	24V dc Compact Door Retainer	FX02124VLC	FX02124VLC	FX02124VLC
P85	Mains Powered Compact Door Retainer	FX021240LC	FX021240LC	FX021240LC
P85	Floor Mounting Bracket for Compact Door Retainers	FX021LCFB	FX021LCFB	FX021LCFB
P85	Spare Striker Plate For Either Magnet	ZMDRSWIV	ZMDRSWIV	ZMDRSWIV
P85	Heavy Duty Relay Unit	MAR724	MAR724	MAR724
P86	Safety Power Supply 24V / 1.5A (batteries not supplied)	SPS-2423	SPS-2423	SPS-2423
P86	Safety Power Supply 24V / 2.5A (batteries not supplied)	SPS-2433	SPS-2433	SPS-2433
P86	Safety Power Supply 24V / 4.5A (batteries not supplied)	SPS-2453	SPS-2453	SPS-2453
P87	Optical alarm warning sign board	5945-CSA	5945-CSA	5945-CSA
P87	Acoustic alarm warning sign board	5955-CSA	5955-CSA	5955-CSA
P87	Optical- acoustic warning sign board	5965-CSA	5965-CSA	5965-CSA
P88	Fire sign board EN54 Pt 3	EFSB-3	EFSB-3	EFSB-3
P88	Fire sign board EN54 Pt 3 & 23	EFSB-3-23	EFSB-3-23	EFSB-3-23
P88	Recessed base	NEXI-RB	NEXI-RB	NEXI-RB
P88	Aesthetic frame	NEXI-FR	NEXI-FR	NEXI-FR



Contact

Eaton
Eaton Electrical Products Ltd
Llantarnam Park
Cwmbran
NP44 3AW
United Kingdom
Tel: +44 (0) 1633 628 500
Fax: +44 (0) 1633 866 346
Web: www.eaton.com

Sales
T: +44 (0) 1633 628 566
F: +44 (0) 1633 866 346
E: FireCustomerService@eaton.com

Technical
T: +44 (0)1302 303 350
F: +44 (0)1302 303 332
E: FireTechSupport@eaton.com

Export
T: +44 (0) 1302 303 344
F: +44 (0) 1302 303 345
E: FireExport@eaton.com

Online Resources

Visit www.eaton.com for the following resources:

- 24/7 online product support
- Catalogue and literature
- Product profiles
- Datasheets, installation and user manuals

London, UK

At Eaton, we're energized by the challenge of powering a world that demands more. With over 100 years experience in electrical power management, we have the expertise to see beyond today. From groundbreaking products to turnkey design and engineering services, critical industries around the globe count on Eaton.

We power businesses with reliable, efficient and safe electrical power management solutions. Combined with our personal service, support and bold thinking, we are answering tomorrow's needs today.

Follow the charge with Eaton, visit eaton.eu

Eaton
Electrical Sector EMEA
Route de la Longeraie 7
1110 Morges, Switzerland

Eaton
Eaton Electrical Products Ltd
Llantarnam Park
Cwmbran
NP44 3AW
United Kingdom
Tel: +44 (0) 1633 628 500
Fax: +44 (0) 1633 866 346
Web: www.eaton.com

© 2026 Eaton
All Rights Reserved
Pub Reference: CF-CC2556
March 2026

Powering Business Worldwide